



Rochester City Council Public Hearing

June 16, 2015

CITY COUNCIL CHAMBERS

7:00 PM

AGENDA

1. Call to Order
 2. **AB 154** Amendment to the City of Rochester General Ordinances Relative to Chapter 42.10 Aquifer Protection Overlay District [APOD] P. 5 **UPDATED MEMO P. 23**
 3. **AB 161** Amendment to Chapter 42.29 of the General Ordinances of the City of Rochester Regarding Signage P. 25
 4. Adjournment
-

Rochester City Council Workshop


June 16, 2015

CITY COUNCIL CHAMBERS

(Immediately following the City Council Public Hearing)

AGENDA

1. Call to Order
2. Public Input
3. Communications From City Manager
4. Communications From the Mayor
 - 4.1. Discussion: July Workshop
5. **AB 177** City Hall Annex Report by Oakpoint Architects P. 61




This page has
been
intentionally left
blank.

6. Department Reports P. 75
 7. Adjournment
-

Rochester Special City Council Meeting
June 16, 2015
CITY COUNCIL CHAMBERS
(Immediately following the City Council Workshop)

AGENDA

1. Call to Order
2. **AB 178** Resolution Authorizing the City Manager to Enter into a Lease Agreement with the New Hampshire Department of Health and Human Resources - **First Reading, Second Reading, and Adoption P. 237**
3. **AB 154** Amendment to the City of Rochester General Ordinances Relative to Chapter 42.10 Aquifer Protection Overlay District [APOD] - **Second Reading and Adoption P. 5 & 23**
4. **AB 161** Amendment to Chapter 42.29 of the General Ordinances of the City of Rochester Regarding Signage - **Second Reading and Adoption P. 25**
5. **AB 176** Resolution Authorizing the City Manager to Enter into Interlocal Agreement with the City of Somersworth Regarding a Justice Assistance Grant [JAG] - **First Reading, Second Reading, and Adoption P. 241**
6. Non-Public Session, Reputation, RSA 91-A
7. Adjournment



This page has
been
intentionally left
blank.



**AMENDMENTS TO CHAPTER 42 OF THE GENERAL ORDINANCES OF THE CITY
OF ROCHESTER THE AQUIFER PROTECTION OVERLAY DISTRICT (APOD)**

THE CITY OF ROCHESTER ORDAINS:

That subsections 42.10 of Chapter 42 of the General Ordinances of the City of Rochester regarding the Aquifer Protection Overlay District (APOD) and currently before the Rochester City Council, be amended as follows:

That subsection 42.10, presently before the Rochester City Council, be amended by deleting subsection 42.10 in its entirety, and by substituting in its stead, the following provisions, to be known as subsection 42.10 of the General Ordinances of the City of Rochester, to wit:

42.10 Aquifer Protection Overlay District [APOD]

- a. **Authority.** The City of Rochester hereby adopts this ordinance pursuant to the authority granted under RSA 674:16, in particular RSA 674:16, II relative to innovative land use controls.
- b. **Purpose.** The purpose of this ordinance is to preserve, maintain, and protect from contamination existing and potential groundwater supply areas that may be available for use as a current or future source of supply for Rochester's municipal water system. The ordinance serves as a public education tool to provide residents and small businesses awareness on typically unrecognized hazards.
- c. **Definitions.**
 1. Aquifer: for the purposes of this ordinance, a geologic formation composed of rock, sand, or gravel that contains significant amounts of potentially recoverable water. [*NHDES Model Groundwater Protection Ordinance, Chapter 2.5 Protection of Groundwater and Surface Water Resources, Innovative Land Use Planning Techniques*]
 2. Fuel storage: see Chapter 42.2 of the Zoning Ordinance of the City of Rochester, New Hampshire.
 3. Gasoline station: see Chapter 42.2 of the Zoning Ordinance of the City of Rochester, New Hampshire.
 4. Groundwater: subsurface water that occurs beneath the water table in soils and geologic formations. [*RSA 485-C (VIII), the Groundwater Protection Act*]

5. Household hazardous waste collection project: any location that accumulates, collects, transfers, or otherwise manages household hazardous waste [*Env-Hw 103.66, NH Code of Administrative Rules*]
6. Impervious surface: a surface through which regulated substances cannot pass when spilled. The term includes concrete and asphalt unless unsealed cracks or holes are present, but does not include earthen, wooden, or gravel surfaces or other surfaces that could react with or dissolve when in contact with the substances stored on them. [*Env-Wq 401.03(c), NH Code of Administrative Rules*]
7. Junkyard: see Chapter 42.2 of the Zoning Ordinance of the City of Rochester, New Hampshire.
8. Regulated container: any device in which a regulated substance is stored, transported, treated, disposed of, or otherwise handled, with a capacity of greater than or equal to five gallons. [*Env-Wq 401.03(g), NH Code of Administrative Rules*]
9. Regulated substance: any of the following, with the exclusion of all substances used for the treatment of drinking water or wastewater at department-approved facilities¹ [*Env-Wq 401.03(h), NH Code of Administrative Rules*]:
 - A. Petroleum products and their by-products of any kind, and in any form including, but not limited to, petroleum, fuel, sludge, crude, oil refuse or oil mixed with wastes and all other liquid hydrocarbons regardless of specific gravity and which are used as motor fuel, lubricating oil, or any oil used for heating or processing. Shall not include natural gas, liquefied petroleum gas or synthetic natural gas regardless of derivation or source. [*RSA 146-A:2(III), Oil Discharge or Spillage in Surface Water or Groundwater*]; or
 - B. Any substance that contains a regulated contaminant for which an ambient groundwater quality standard has been established pursuant to RSA 485-C:6; or
 - C. Any hazardous substance as listed in the [40 CFR Part 302, Table 302.4](#)². Reportable quantity (RQ): the reportable quantities of hazardous substances as listed in 40 CFR Part 302, Table 302.4 under column heading final RQ pounds (Kg).
10. Rochester municipal water system: the public treatment and distribution system, which consists of water treatment plants, water main pipes, storage tanks, booster stations, and

¹ These chemicals are excluded from the definition of regulated substances within state administrative rule Env-Wq 401, because they are used in the treatment of wastewater and drinking water supplies and are not considered to pose a significant risk to groundwater.

² http://www.ecfr.gov/cgi-bin/text-idx?SID=faf57ef83c3514de4442d1c07acf144f&node=se40.28.302_14&rqn=div8

service connections that convey potable water for domestic, fire protection, and other community uses.

11. Sanitary protective radius: areas around a public water supply well which must be maintained in its natural state as required by Env-Dw 301.06 (small community wells); Env-Dw 302.06 (large community wells).
 12. Seasonal high water table: the depth from the mineral soil surface to the upper most soil horizon that contains 2% or more distinct or prominent redoximorphic features that increase in percentage with increasing depth as determined by a licensed Hydrogeologist, Soils Scientist, Wetlands Scientist, Engineer or other qualified professional approved by the Planning Board or the shallowest depth measured from ground surface to free water that stands in an unlined or screened borehole for a period of one week or more³. [*Env-Wq 1502.49, NHDES Alteration of Terrain*]
 13. Snow dump: for the purposes of this ordinance, a location where snow is placed for disposal from any off-site location (i.e. cleared from roadways, and/or motor vehicle parking areas). [*NHDES Model Groundwater Protection Ordinance, Chapter 2.5 Protection of Groundwater and Surface Water Resources, Innovative Land Use Planning Techniques*]
 14. Stratified-drift aquifer: a geologic formation of predominately well-sorted sediment deposited by or in bodies of glacial meltwater, including gravel, silt, or clay, which contains sufficient saturated permeable material to yield significant quantities of water to wells. [*RSA 485-C (XIV), the Groundwater Protection Act*]
 15. Wellhead protection areas – the surface and subsurface area surrounding a water well or wellfield supplying a community public water system, through which contaminants are reasonably likely to move toward and reach such water well or wellfield. [*RSA 485-C (XVIII), the Groundwater Protection Act*]
- d. Aquifer Protection Overlay District Boundaries. The Aquifer Protection Overlay District (APOD) is an overlay district that is superimposed over the existing zoning. The APOD shall impose additional requirements and restrictions beyond the base zoning. Boundaries of the APOD shall be referenced by the latest edition of the map entitled “City of Rochester Aquifer Protection Overlay District.” The District shall include:
1. All delineated wellhead protection areas around existing and potential municipal production water wells, including a protective radial distance of 1,000ft⁴ around those wells (see definition for “wellhead protection area” in provision c).

³ This definition includes a focus on both soil morphology and groundwater hydrology

⁴ The protective radius around the municipal production wells pertains to rock blasting activities.

- e. Applicability. This ordinance applies to all uses in the Aquifer Protection Overlay District, except for those uses exempt under this ordinance (see provision k).
- f. Performance Standards. The following Performance Standards apply to all uses in the Aquifer Protection Overlay District unless exempt under this ordinance (see provision k).
 - 1. For any use that will render impervious more than 20 percent⁵ of any lot or 5,000 square feet of land disturbance of any lot, whichever is greater, a stormwater management and erosion control plan, approved by the Planning Board and prepared in accordance with [Chapter 50: Stormwater Management and Erosion Control](#) shall be provided.
 - 2. Animal manures, fertilizers, and compost must be stored in accordance with the [Manual of Best Management Practices \(BMPs\) for Agriculture in New Hampshire](#)⁶ – “New Hampshire Department of Agriculture, Markets, and Food,” revised June 2011, and any subsequent revisions.
 - 3. All regulated substances within regulated containers or hazardous substances listed under 40 CFR 302.4 with a capacity equal to or greater than the reportable quantity must be used and stored in accordance with Env-Wq 401, [Best Management Practices for Groundwater Protections](#)⁷.
 - 4. All activities related to rock blasting must adhere to NHDES WD-10-12, [Best Management Practices for Blasting](#)⁸ – “Rock Blasting and Water Quality Measures That Can be Taken to Protect Water Quality and Mitigate Impacts,” prepared 2010, and any subsequent revisions.
- g. Permitted Uses. All uses permitted by right or allowed by special exception in the underlying district are permitted unless they are Prohibited Uses or Conditional Uses in the Aquifer Protection Overlay District. All uses must comply with the Performance Standards unless specifically exempt under this ordinance (see provision k).
- h. Prohibited Uses. The following uses are prohibited in the Aquifer Protection Overlay District:
 - 1. Development or operation of a solid waste facility.
 - 2. Outdoor storage of road salt or other deicing chemicals in bulk.
 - 3. Development or operation of a junkyard.
 - 4. Development or operation of a snow dump.
 - 5. Development or operation of a wastewater or septage lagoon.
 - 6. Development or operation of a petroleum bulk plant or terminal.
 - 7. Development or operation of gasoline stations.

⁵ Two times the percentage of impervious surface area at which stream quality decreases ([USGS, 2005](#)).

⁶ <http://www.agriculture.nh.gov/publications-forms/documents/bmp-manual.pdf>

⁷ <http://des.nh.gov/organization/commissioner/legal/rules/documents/env-wq401.pdf>

⁸ <http://des.nh.gov/organization/commissioner/pip/publications/wd/documents/wd-10-12.pdf>

8. Use of powdered ammonium nitrate fuel oil and explosives that contain perchlorate during blasting activities

i. Conditional Uses. The Planning Board may vary the provisions herein by granting a conditional use permit in accordance with RSA 674:21 (II) to allow for a use which is otherwise permitted in the underlying district. The following conditions shall apply to all uses in the Aquifer Protection Overlay District:

1. Storage, handling, and use of regulated substances in quantities exceeding 55 gallons per container or 660 pounds per container⁹ at any one time provided that an adequate regulated materials response plan has been submitted. This plan must address:
 - A. Description of the physical layout and a facility diagram, including all surrounding surface waters and wellhead protection areas.
 - B. Contact list and phone numbers for the facility response coordinator, cleanup contractors, and all appropriate federal, state, and local agencies who must be contacted in case of a release to the environment.
 - C. List of all regulated substances in use and locations of use and storage.
 - D. Description of containment and/or diversionary structures or equipment to prevent regulated substances from infiltrating into the ground.
 - E. List of positions within the facility that require training to respond to spills of regulated substances.
 - F. Prevention protocols that are to be followed after an event that causes large releases of any regulated substance.
2. Any use that will render impervious more than 20 percent of any lot or 5,000 square feet of land disturbance, whichever is greater, provided that an adequate stormwater management plan has been submitted. This plan shall be prepared in accordance with Chapter 50: Stormwater Management and Erosion Control.
3. Projects that will excavate more than a total of 5,000 cubic yards of bedrock through rock blasting activities within a two year period or are within a radial distance of 1,000 feet from a municipal production well provided that an adequate groundwater monitoring plan has been submitted. This plan must address:
 - A. Identification of potential sensitive receptors and evaluation hydrogeological background information.
 - B. Identification of monitoring well locations and install monitoring wells, where appropriate.

⁹ According to the Pipeline and Hazardous Materials Safety Administration's [Emergency Response Guidebook](#), large spills are defined as containers that are greater than 55 US gallons (208 liters) for liquids and greater than 660 pounds (300 kilograms) for solids with regard to initial isolation and protection action distances. This is a standard that is used by the bulk of the voluntary first responder organizations

- C. Collection of background water quality samples to identify, or rule out, pre-existing groundwater contamination issues and to establish background chemistry levels and performance criteria for groundwater quality.
 - D. Collection of periodic groundwater samples, including but not limited to nitrite/nitrates, as well as standard analysis for inorganic chemical, volatile organic chemical, and synthetic organic chemical contaminants as designated in [Env-Dw 703 through Env-Dw 705](#), and ambient groundwater quality standards as designated in [Env-Or 603](#), from the groundwater monitoring points during blasting, as well as collect water level data, when pertinent.
 - E. Collection of post-blast groundwater samples (conducting multiple rounds of sampling may be prudent, and/or sampling could be ongoing for extended periods if contamination is detected as a result of the blasting).
 - F. The Planning Board may, at its discretion, require a performance guarantee or bond in an amount conditions satisfactory to the Board, to be posted to ensure completion of construction of any facilities required for compliance with the Performance Standards.
- j. Existing Nonconforming Uses. Existing nonconforming structures and uses are exempt from this zoning ordinance under RSA 674:19. Any existing nonconforming structures and uses must be in compliance with Chapter 42.30 of the Zoning Ordinance of the City of Rochester, New Hampshire.
- k. Exemptions. The following uses are exempt from the specified provisions of this ordinance as long as they are in compliance with all applicable local, state, and federal requirements:
1. Any private residence, excluding home occupations, is exempt from all Performance Measures.
 2. Any business or facility where regulated substances are stored in regulated containers with a capacity of five or less gallons or where hazardous substances are stored in containers with a capacity of less than the reportable quantity is exempt from Performance Standard 3.
 3. Storage of heating fuels for on-site use or fuels for emergency electric generation, provided that storage tanks are indoors on a concrete floor or have corrosion control, leak detection, and secondary containment in place, is exempt from Performance Standard 3.
 4. Storage of motor fuel in tanks attached to vehicles and fitted with permanent fuel lines to enable the fuel to be used by that vehicle is exempt from Performance Standard 3.
 5. Storage and use of office supplies is exempt from Performance Standard 3.
 6. Temporary storage of construction materials on a site where they are to be used is exempt from Performance Standard C if incorporated within the site development project within six months of their deposit on the site.

7. The sale, transportation, and use of pesticides as defined in RSA 430:29 XXVI are exempt from all provisions of this ordinance.
 8. Any non-reoccurring household hazardous waste collection projects regulated under NH Code of Administrative Rules Env-Wm 401.03(b)(1) and 501.01(b) are exempt from Performance Standard 3.
 9. Underground storage tank systems and aboveground storage tank systems that are in compliance with applicable state rules are exempt from inspections under this ordinance (see provision m).
- l. Relationship between State and Local Requirements. Where both the State and the municipality have existing requirements, the more stringent shall govern.
- m. Maintenance and Inspection.
1. For uses requiring planning board approval for any reason, a narrative description of maintenance requirements for structures required to comply with Performance Standards shall be recorded so as to run with the land on which such structures are located, at the Registry of Deeds for Strafford County. The description so prepared shall comply with the requirements of RSA 478:4-a.
 2. Inspections shall be required to verify compliance with Performance Standards. Such inspections shall be performed by City staff at reasonable times with prior notice to the landowner.
 3. All properties in the Aquifer Protection Overlay District known to City staff as using or storing regulated substances in regulated containers with a capacity greater than five gallons or hazardous substances with a capacity greater than the reportable quantity, except for facilities where all regulated substances storage is exempt from this ordinance (see provision k), shall be subject to inspections.
 4. If applicable, a fee schedule shall be established by the City Council as provided for in RSA 41-9:A. The Rochester City Council shall require the fee be billed at an hourly rate as determined by the City of Rochester Public Works Department for compliance inspections. The fee shall be paid by the property owner.
 5. City staff shall develop reporting and tracking criteria for properties in the Aquifer Protection Overlay District that are subject to compliance inspections. Property owners shall submit reports to the City on a biennial (every other year) basis.
- n. Enforcement Procedures and Penalties. Any violation of the requirements of this ordinance shall be subject to the enforcement procedures and penalties detailed in RSA 676 or RSA 485-C.
- o. Saving Clause. If any provision of this ordinance is found to be unenforceable, such provision shall be considered separable and shall not be construed to invalidate the remainder of the ordinance.

- p. Repeal. All ordinances or parts of ordinances in conflict with this chapter are to the extent of the conflict, hereby repealed.
- q. Effective Date. This ordinance shall be effective upon adoption by the Rochester City Council.

List of Properties in Proposed Aquifer Protection District

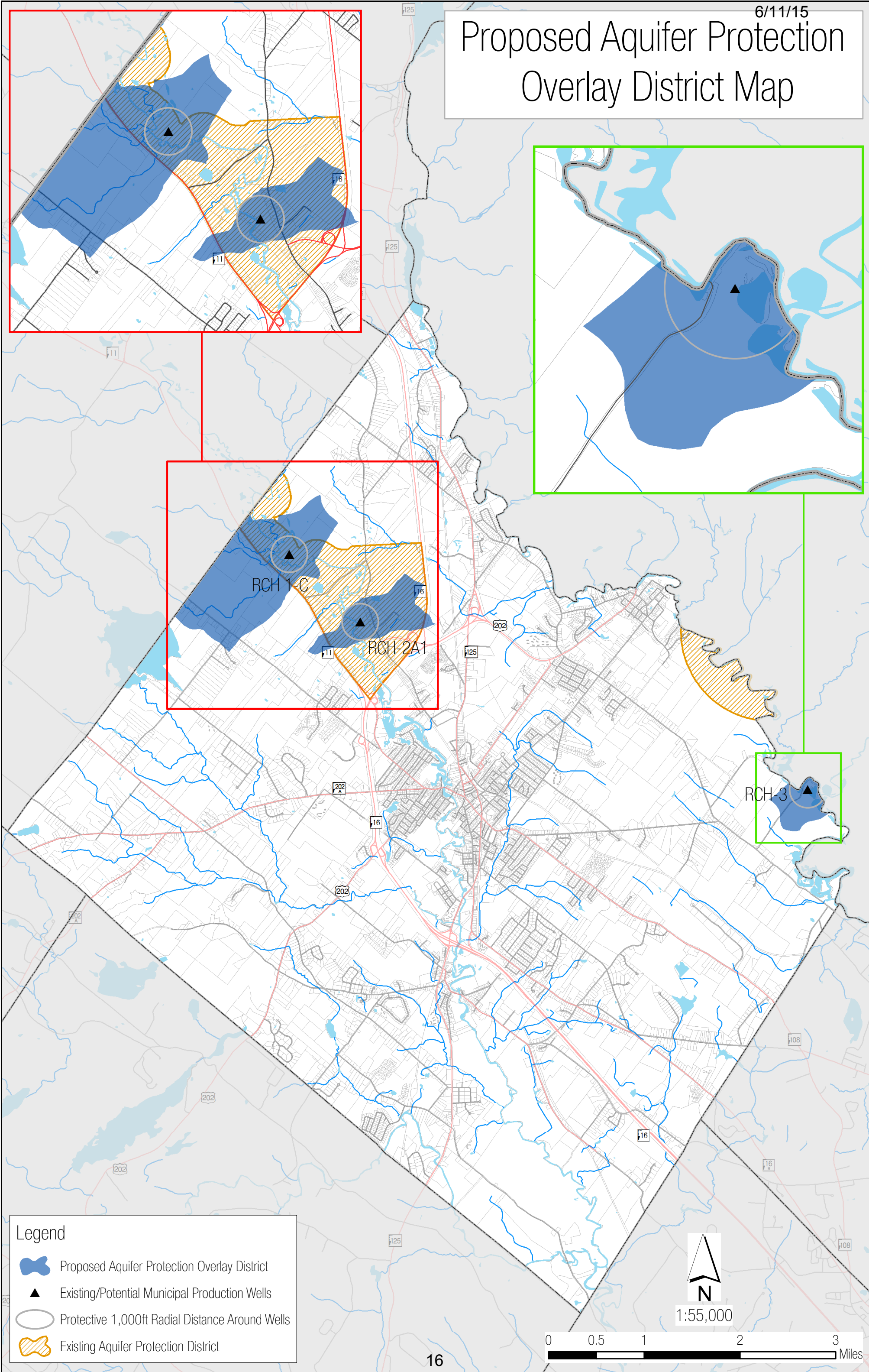
6/11/15

AREA	ParcelID	Street Number	Street	Owner	Owner2	Street1	City	St	Zip
9415905.99002000000	0241-0010-0000	1088	SALMON FALLS RD	FOWLER MARY T REVOCABLE	TRUST % MARY FOWLER TRUSTEE	996 SALMON FALLS RD	ROCHESTER	NH	03868
60101.60009760000	0241-0010-0000	1088	SALMON FALLS RD	FOWLER MARY T REVOCABLE	TRUST % MARY FOWLER TRUSTEE	996 SALMON FALLS RD	ROCHESTER	NH	03868
17692.98046880000	0241-0005-0000	996	SALMON FALLS RD	FOWLER VERNE A REVOCABLE	TRUST U/T/A % V FOWLER	996 SALMON FALLS RD	ROCHESTER	NH	03868
4374718.51755000000	0241-0005-0000	996	SALMON FALLS RD	FOWLER VERNE A REVOCABLE	TRUST U/T/A % V FOWLER	996 SALMON FALLS RD	ROCHESTER	NH	03868
231404.26171900000	0218-0002-0000	218	TEN ROD RD	CINFO STEVEN P		218 TEN ROD RD	ROCHESTER	NH	03867
679936.33007800000	0218-0001-0000	216	TEN ROD RD	MADDEN DENNIS M & RINDA S		216 TEN ROD RD	ROCHESTER	NH	03867
874965.66211000000	0217-0054-0000	141	TEN ROD RD	STARKEY B & BALLENTINE J	% KATHLEEN BALLENTINE	P O BOX 1182	ROCHESTER	NH	03866-1182
445545.92210400000	0217-0051-0001	159	TEN ROD RD	RICE LINDSEY F II & SUSAN J		P O BOX 63	BARRINGTON	NH	03825-0063
350366.17299300000	0217-0051-0000	155	TEN ROD RD	THIBAUDEAU AARON &	GAGNON JANA	155 TEN ROD RD	ROCHESTER	NH	03867-4246
79703.40234380000	0217-0050-0000	161	TEN ROD RD	SKINNER MARTHA &	HOLBROOK MARGARITA	22 HAMPTON FALLS RD	EXETER	NH	03833-4711
109009.09765600000	0217-0049-0000	165	TEN ROD RD	NAGLE JOSEPH & MARJORIE		165 TEN ROD RD	ROCHESTER	NH	03867-4246
7938746.44141000000	0217-0048-0000	195	TEN ROD RD	SCRUTON MATTHEW G & GRETCHEN V		195 TEN ROD RD	ROCHESTER	NH	03867-4246
80525.48437500000	0217-0047-0000	214	TEN ROD RD	LONG MARY JANE REVOC TRUST	% LONG MARY JANE TRUSTEE	214 TEN ROD RD	ROCHESTER	NH	03867-4247
45357.18750010000	0217-0046-0000	212	TEN ROD RD	GOSSELIN RODNEY D & KAREN M		212 TEN ROD RD	ROCHESTER	NH	03867-4247
111474.97851600000	0217-0045-0000	210	TEN ROD RD	RYEA ALLEN M & VICKY S		210 TEN ROD RD	ROCHESTER	NH	03867-4247
128483.45507800000	0217-0044-0000	210	TEN ROD RD	RYEA ALLEN M & VICKY S		210 TEN ROD RD	ROCHESTER	NH	03867-4247
206587.93554700000	0217-0043-0000	198	TEN ROD RD	ROCHESTER NH CONGREGATION OF	JEHOVAH WITNESS % ANTHONY	6 NIPMUCK TRAIL	NEW DURHAM	NH	03855-2457
2111865.34961000000	0217-0042-0000	0	TEN ROD RD	AHERN PATRICIA A &	AHERN MARY E	2 CLOCKTOWER PL APT 406	NASHUA	NH	03060-3382
82450.37890620000	0217-0041-0000	194	TEN ROD RD	GLOVINSKI KEITH E & DONNA M		194 TEN ROD RD	ROCHESTER	NH	03867-4247
58604.00000000000	0217-0040-0000	192	TEN ROD RD	BEHRE STEPHEN		192 TEN ROD RD	ROCHESTER	NH	03867-4247
37259.38085950000	0217-0039-0000	186	TEN ROD RD	GARVIN STEPHEN D		186 TEN ROD RD	ROCHESTER	NH	03867-4247
172619.06835900000	0217-0038-0000	180	TEN ROD RD	JOHNSON STEPHEN D &	GOURDOUROS DIANE	180 TEN ROD RD	ROCHESTER	NH	03867-4247
84488.32031260000	0217-0037-0000	176	TEN ROD RD	HART ELIZABETH L REVOCABLE	TRUST % ELIZABETH L HART	176 TEN ROD RD	ROCHESTER	NH	03867-4247
24000.90039060000	0217-0036-0000	5	FOUR ROD RD	STUART ROBERT & GLENITA		5 FOUR ROD RD	ROCHESTER	NH	03867-4239
24856.59179690000	0217-0035-0000	7	FOUR ROD RD	ANDREWS TIMOTHY C &	ANDREWS MARIA CONSUELO	7 FOUR ROD RD	ROCHESTER	NH	03867
2769924.02435000000	0217-0034-0000	11	FOUR ROD RD	WILLIAMS ROBERT T 1998 FAMILY	TRUST % R T WILLIAMS TRUSTEE	30 BELLEVUE AVE	WAKEFIELD	MA	01880
66355.29093670000	0217-0010-0000	10	FOUR ROD RD	BERRY BARBARA A		10A FOUR ROD RD	ROCHESTER	NH	03867-4238
49942.24990890000	0217-0009-0000	10	FOUR ROD RD	SMITH KARL F & LORI E		10 FOUR ROD RD	ROCHESTER	NH	03867-4238
41727.37304690000	0217-0008-0000	8	FOUR ROD RD	BARNEY MARY L		8 FOUR ROD RD	ROCHESTER	NH	03867-4238
33815.85546880000	0217-0007-0000	2	FOUR ROD RD	CAVANAUGH RICHARD T & KATHLEEN	G REVOCABLE TRUST % TRUSTEES	2 FOUR ROD RD	ROCHESTER	NH	03867-4238
106338.89649200000	0217-0006-0000	164	TEN ROD RD	PIERONI KATHLEEN P REVOCABLE T	RUST%KATHLEEN PIERONI TRUSTEE	164 TEN ROD RD	ROCHESTER	NH	03867-4230
82425.22699690000	0217-0005-0000	158	TEN ROD RD	BERRY RYAN M		360A BIRCHILL RD	NEW DURHAM	NH	03855
287122.27941200000	0217-0004-0021	152	TEN ROD RD	REYNOLDS RICHARD W JR &	HEATHER J	152 TEN ROD RD	ROCHESTER	NH	03867-4230
23710.20989050000	0217-0004-0007	26	IAN'S WAY	LINDSAY KEVIN G & KAREN L		26 IAN'S WAY	ROCHESTER	NH	03867
23009.87741310000	0217-0004-0006	22	IAN'S WAY	DEMERS ROLAND P		22 IAN'S WAY	ROCHESTER	NH	03867-4283
21906.44194760000	0217-0004-0005	16	IAN'S WAY	FERREIRA JOSE M & PAMELA L		16 IAN'S WAY	ROCHESTER	NH	03867
513009.61554900000	0217-0004-0004	11	IAN'S WAY	OPEN SPACE COMMON OWNERSHIP		NA			
72308.80554840000	0217-0004-0000	154	TEN ROD RD	CLARK FAMILY TRUST % CLARK	CRAIG W & PATRICIA H TRUSTEES	1 CIN FRE DR	HUDSON	NH	03051-5064
32390.85742180000	0216-0074-0000	155	CHESTNUT HILL RD	SCHAFER ERNEST EARL &	SCHAFER EVELYN JUNKINS	155 CHESTNUT HILL RD	ROCHESTER	NH	03867-5141
29924.67382820000	0216-0073-0000	157	CHESTNUT HILL RD	SCHAFER ERNEST C & TAMARA M		157 CHESTNUT HILL RD	ROCHESTER	NH	03867-5141
163275.60742200000	0216-0072-0000	159	CHESTNUT HILL RD	FOSS STEVEN D		159 CHESTNUT HILL RD	ROCHESTER	NH	03867
12642.58398450000	0216-0071-0000	161	CHESTNUT HILL RD	OLSON RANDY V & DIANE M		161 CHESTNUT HILL RD	ROCHESTER	NH	03867-5141
53368.82812510000	0216-0070-0000	0	CHESTNUT HILL RD	ALLEN ROGER N TRUST	% LEROY ALLEN & SYBIL ASH	125 WAKEFIELD ST	ROCHESTER	NH	03867
388619.96875000000	0216-0069-0000	21	ELMO LN	BEAUDOIN HEATH W & DARCY R		21 ELMO LN	ROCHESTER	NH	03867
912295.56894100000	0216-0068-0000	71	ELMO LN	CROUT-HAMEL VINCENT A &	DIANA L	71 ELMO LN	ROCHESTER	NH	03867-5100
2494702.86010000000	0216-0067-0000	40	ELMO LN	LABABIDI ZIAD		21 GARRISON LN	MADBURY	NH	03820-7005

33691.66601560000	0216-0066-0000	167	CHESTNUT HILL RD	FARIA RAYMOND & BEATRICE		P O BOX 444	ROCHESTER	NH	03866-0444
25446.18945310000	0216-0065-0000	169	CHESTNUT HILL RD	N & M WENTWORTH PROPERTIES LLC		P O BOX 5	ROCHESTER	NH	03866-0005
25210.56835940000	0216-0064-0000	171	CHESTNUT HILL RD	BROWN DOUGLAS L JR & TAMMY H		171 CHESTNUT HILL RD	ROCHESTER	NH	03867-5142
27874.95687420000	0216-0063-0000	173	CHESTNUT HILL RD	HOPE HARRIET L REV TRUST %	HARRIET L HOPE TRUSTEE	173 CHESTNUT HILL RD	ROCHESTER	NH	03867-5142
20067.17968750000	0216-0062-0000	175	CHESTNUT HILL RD	RAYMOND ERIC W & KATHLEEN L		175 CHESTNUT HILL RD	ROCHESTER	NH	03867-5142
20211.96093750000	0216-0061-0000	177	CHESTNUT HILL RD	JACQUES BARBARA		177 CHESTNUT HILL RD	ROCHESTER	NH	03867-5142
21393.42382810000	0216-0060-0000	179	CHESTNUT HILL RD	CORBETT PAUL D & DEBRA A		179 CHESTNUT HILL RD	ROCHESTER	NH	03867-5142
20907.04492200000	0216-0059-0000	181	CHESTNUT HILL RD	TARDIF KIRK G		181 CHESTNUT HILL RD	ROCHESTER	NH	03867
20533.73437500000	0216-0058-0000	183	CHESTNUT HILL RD	WIGGINS LANNY D JR & CORRINE	E	183 CHESTNUT HILL RD	ROCHESTER	NH	03867-5142
620116.69937600000	0216-0057-0000	0	CHESTNUT HILL RD	ALLEN ROGER N TRUST	% LEROY ALLEN & SYBIL ASH	125 WAKEFIELD ST	ROCHESTER	NH	03867
4040539.92383000000	0216-0056-0000	195	CHESTNUT HILL RD	ROGER ALLEN RECREATION ASSO	% BENTON AL	585 PORTLAND ST	ROCHESTER	NH	03867
106175.41406300000	0216-0055-0000	201	CHESTNUT HILL RD	BADEAU ROBERT M		201 CHESTNUT HILL RD	ROCHESTER	NH	03867
27464.54492190000	0216-0054-0000	197	CHESTNUT HILL RD	ERVEY ROBERT R REV TRUST &	ERVEY BARBARA R REV TRUST %	21 JUNIPER CREEK LN	BLUFFTON	SC	29909-5125
38868.87304690000	0216-0052-0000	196	CHESTNUT HILL RD	BUINICKY KIMBERLY M		196A CHESTNUT HILL RD	ROCHESTER	NH	03867-5124
26990.54101550000	0216-0051-0000	196	CHESTNUT HILL RD	VEILLEUX PAUL & BETTY		196 CHESTNUT HILL RD	ROCHESTER	NH	03867-5124
26340.22265620000	0216-0050-0000	194	CHESTNUT HILL RD	SPENCER REBECCA		194 CHESTNUT HILL RD	ROCHESTER	NH	03867-5124
34069.16406250000	0216-0049-0000	192	CHESTNUT HILL RD	MARRS DANIEL F REVOC TRUST	OF 2011 % D F MARRS TRUSTEE	192 CHESTNUT HILL RD	ROCHESTER	NH	03867-5124
33302.90625000000	0216-0048-0000	190	CHESTNUT HILL RD	BUSHWAY JASON M & SHELLEY		190 CHESTNUT HILL RD	ROCHESTER	NH	03867-5124
32876.97656260000	0216-0047-0000	188	CHESTNUT HILL RD	RYDER DOUGLAS & COLLEEN		188 CHESTNUT HILL RD	ROCHESTER	NH	03867-5124
31895.36523440000	0216-0046-0000	186	CHESTNUT HILL RD	DUNN JAMES MICHAEL & MARY LOU		186 CHESTNUT HILL RD	ROCHESTER	NH	03867-5124
31330.27734380000	0216-0045-0000	182	CHESTNUT HILL RD	DUBOIS BRUCE & JUDITH M		182 CHESTNUT HILL RD	ROCHESTER	NH	03867
32571.25195310000	0216-0044-0000	180	CHESTNUT HILL RD	THERIAULT NORMAN P & ISABELLE	% SHARON L WILLIAMS	66 COLONIAL VILLAGE	SOMERSWORTH	NH	03878-1556
30577.77148430000	0216-0043-0000	178	CHESTNUT HILL RD	CHARPENTIER PETER M		178 CHESTNUT HILL RD	ROCHESTER	NH	03867-5124
30607.35937500000	0216-0042-0000	174	CHESTNUT HILL RD	GORDON LEO E & MARTHA		174 CHESTNUT HILL RD	ROCHESTER	NH	03867-5124
30796.53710950000	0216-0041-0000	172	CHESTNUT HILL RD	LAURENZA ROBERT J & DIANE		172 CHESTNUT HILL RD	ROCHESTER	NH	03867-5124
92546.58984400000	0216-0040-0000	0	CHESTNUT HILL RD	COASTAL MATERIALS CORP %	WAKEFIELD INVESTMENTS	P O BOX 540	WAKEFIELD	MA	01880
2051846.31445000000	0216-0039-0000	162	CHESTNUT HILL RD	STATE OF NEW HAMPSHIRE		P O BOX 483	CONCORD	NH	
118101.64453100000	0216-0038-0000	0	CHESTNUT HILL RD	COSGROVE PETER		2021 AUSTRALIA WAY W APT 33	CLEARWATER	FL	33763-3604
184924.66601600000	0216-0037-0000	158	CHESTNUT HILL RD	ALLEN ROGER LEROY		26333 NADIR RD UNIT A-101	PUNTA GORDA	FL	33983-6286
711649.64648500000	0216-0032-0000	134	CHESTNUT HILL RD	LYDALL EASTERN INC		P O BOX 1960	ROCHESTER	NH	03866-1960
152077.84570300000	0216-0027-0000	0	FARMINGTON RD	TOY DONALD & BONNIE C/O TOYS	MANUFACTURED HOUSING INC	15 NASHOBA DR	ROCHESTER	NH	03867
2964271.60742000000	0216-0026-0000	11	TAMARACK LN	TOY DONALD & BONNIE J % TOYS	MANUFACTURED HOUSING INC	15 NASHOBA DR	ROCHESTER	NH	03867
116672.55859400000	0216-0025-0000	47	FARMINGTON RD	POULIN REALTY ACQUISITION LLC		47 FARMINGTON RD STE 1	ROCHESTER	NH	03867
178100.47851600000	0216-0024-0000	7	CRANE DR	BLACK MARBLE REALTY TRUST %	SEACOAST MOTORCYCLES INC	P O BOX 1740	NO HAMPTON	NH	03862-1740
138939.33789100000	0216-0023-0000	21	CRANE DR	BLACK MARBLE REALTY TRUST %	SEACOAST HARLEY DAVIDSON INC	P O BOX 1740	NO HAMPTON	NH	03862
521791.06054700000	0216-0017-0000	5	LYDALL WAY	STATE OF NEW HAMPSHIRE	DEPT OF TRANSPORTATION	1 HAZEN DR	CONCORD	NH	
314660.41601600000	0216-0015-0000	0	LITTLE FLS BR RD	LITTLE FALLS COOPERATIVE INC		1 SEASONS LN	ROCHESTER	NH	03867
560133.61074100000	0216-0013-0000	0	LITTLE FLS BR RD	STATE OF NEW HAMPSHIRE	DEPT OF TRANSPORTATION	1 HAZEN DR	CONCORD	NH	
275475.89257800000	0216-0008-0000	60	FARMINGTON RD	PACKYS INVESTMENT PROPERTIES	LLC	60 FARMINGTON RD # 400	ROCHESTER	NH	03867-4327
326800.34549500000	0216-0007-0000	58	FARMINGTON RD	CASACCIO RE HOLDINGS LLC		P O BOX 1598	ROCHESTER	NH	03866-1598
268421.09722700000	0216-0006-0000	48	FARMINGTON RD	CASACCIO RE HOLDINGS LLC		P O BOX 1598	ROCHESTER	NH	03866-1598
60062.88867190000	0216-0005-0000	46	FARMINGTON RD	ROE GENE V		46 FARMINGTON RD	ROCHESTER	NH	03867-4329
717563.87695300000	0216-0004-0000	36	FARMINGTON RD	NORTHGATE INVESTMENT	PROPERTIES LLC	P O BOX 645	IPSWICH	MA	01938-0645
395495.44921900000	0215-0036-0000	30	PAULS WAY	OLD MILTON RD LLC		43 MEADERBORO RD	ROCHESTER	NH	03867-4235
5653864.94903000000	0209-0017-0000	250	CHESTNUT HILL RD	TORR CECELIA H REV LIV TRUST	% TORR CECELIA H & KATHLEEN K	64 WAKEFIELD ST	ROCHESTER	NH	03867-1921
1416450.39125000000	0209-0009-0000	0	FARMINGTON RD	TORR RALPH W REV TRUST /2000 &	TORR PAULINE REV TRUST OF 2000	283 CHESTNUT HILL RD	ROCHESTER	NH	03867-5107
24567.48653980000	0208-0019-0002	131	FARMINGTON RD	JMB AUTOMOTIVE GROUP LLC		67 MALLARD DR	ALTON	NH	03809

52668.66889520000	0208-0019-0000	123	FARMINGTON RD	BLACK DOG CAR WASH LLC		123 FARMINGTON RD	ROCHESTER	NH	03867
220984.94099200000	0208-0018-0003	23	STERLING DR	RAVEN REALTY L L C		123 FARMINGTON RD	ROCHESTER	NH	03867
124861.85989500000	0208-0018-0002	27	STERLING DR	AXIS PROPERTY HOLDINGS LLC &	SPINDLE PROPERTIES LLC	340 CENTRAL AVE STE 202	DOVER	NH	03820
90715.27648560000	0208-0018-0001	18	STERLING DR	RAVEN REALTY L L C		123 FARMINGTON RD	ROCHESTER	NH	03867
70995.87159520000	0208-0018-0000	17	STERLING DR	RAVEN REALTY L L C		123 FARMINGTON RD	ROCHESTER	NH	03867
382053.25182300000	0208-0017-0000	127	FARMINGTON RD	ROWE ROBERT A SR		127 FARMINGTON RD	ROCHESTER	NH	03867-4306
71010.20688150000	0208-0016-0000	0	FARMINGTON RD	ROWE ROBERT A SR		127 FARMINGTON RD	ROCHESTER	NH	03867-4306
12405.63281270000	0208-0015-0000	0	FARMINGTON RD	CITY OF ROCHESTER		31 WAKEFIELD ST	ROCHESTER	NH	
7198396.62431000000	0208-0014-0000	157	FARMINGTON RD	CITY OF ROCHESTER		31 WAKEFIELD ST	ROCHESTER	NH	
706395.99477700000	0208-0013-0000	183	FARMINGTON RD	RUSSELL MICHELLE &	SCRUTON AARON L	183 FARMINGTON RD	ROCHESTER	NH	03867
3325951.31178000000	0208-0012-0000	0	FARMINGTON RD	181 EXETER RD REALTY TRUST	% MALCOLM RM BRADSHER	181 EXETER RD	EPPING	NH	03042-2216
181532.32421900000	0208-0011-0000	184	FARMINGTON RD	O'SHEA BONNIE J		184 FARMINGTON RD	ROCHESTER	NH	03867-4306
43616.28692910000	0208-0010-0000	180	FARMINGTON RD	WAH REALTY LLC		180 FARMINGTON RD	ROCHESTER	NH	03867-4327
188713.68593700000	0208-0009-0000	178	FARMINGTON RD	ROCHESTER/RURAL DISTRICT	VISTING NURSE SERVICES AND	178 FARMINGTON RD	ROCHESTER	NH	03867-4327
510180.44654800000	0208-0008-0001	176	FARMINGTON RD	ROBIDAS PROPERTIES LLC		24 PORTER RD	MILTON	NH	03851
2620779.27590000000	0208-0008-0000	174	FARMINGTON RD	174 FARMINGTON ROAD LLC		P O BOX 977	DOVER	NH	03821-0977
58147.88671870000	0208-0007-0000	160	FARMINGTON RD	BARN DOOR INVESTMENTS LLC		160 FARMINGTON RD	ROCHESTER	NH	03867
42730.90038770000	0208-0006-0001	152	FARMINGTON RD	OTTINO RICHARD		57 GOVERNORS RD	FARMINGTON	NH	03835-3942
46600.21484370000	0208-0006-0000	154	FARMINGTON RD	BGF-A LLC		240 RIVERSIDE DR	AUGUSTA	ME	04330-4135
26805.39822670000	0208-0005-0000	150	FARMINGTON RD	STONE ROSELYN M &	MEADER CAROLYN A	150 FARMINGTON RD	ROCHESTER	NH	03867-4352
60690.59433870000	0208-0004-0000	148	FARMINGTON RD	MEADER JOHN DAVID & CAROLYN	A	148 FARMINGTON RD	ROCHESTER	NH	03867-4352
1399799.50282000000	0208-0002-0000	0	FARMINGTON RD	KANE JEAN M 2009 REV TRUST &	KANE MICHAEL J	117 BOW ST	PORTSMOUTH	NH	03801
237614.07396200000	0208-0001-0002	12	TWO ROD RD	TRACTOR SUPPLY CO	ATTN REAL ESTATE	5401 VIRGINIA WAY	BRENTWOOD	TN	37027-7536
1489191.23438000000	0208-0001-0001	116	FARMINGTON RD	INFINITY ROCHESTER PROP LP	% WS ASSET MGMT INC	33 BOYLSTON ST STE 3000	CHESTNUT HILL	MA	02467
3354551.96642000000	0208-0001-0000	126	FARMINGTON RD	ADAMIAN CONSTRUCTION & DEV	CORP	29 MILL ST	ARLINGTON	MA	02476-4733
3356744.42531000000	0207-0001-0000	0	FARMINGTON RD	TORR FRANKLIN G REV TRUST &	TORR ANN M REVOCABLE TRUST	1 OLD LITTLEWORTH RD	DOVER	NH	03820-4311
2948743.10938000000	0206-0001-0003	262	CHESTNUT HILL RD	TORR FRANKLIN G REV TRUST &	TORR ANN M REVOCABLE TRUST	1 OLD LITTLEWORTH RD	DOVER	NH	03820-4311

Proposed Aquifer Protection Overlay District Map




Legend

- Proposed Aquifer Protection Overlay District
- Existing/Potential Municipal Production Wells
- Protective 1,000ft Radial Distance Around Wells
- Existing Aquifer Protection District



1:55,000





6/11/15

City of Rochester Formal Council Meeting**AGENDA BILL****NOTE: Agenda Bills are due by 10 AM on the Monday the week before the City Council Meeting.****AGENDA SUBJECT**

Revisions to Zoning Ordinance 42.10 (Aquifer Protection Overlay District)

COUNCIL ACTION ITEM ☒**INFORMATION ONLY** ☐**FUNDING REQUIRED?** YES ☐ NO ☒

* IF YES ATTACH A FUNDING RESOLUTION FORM

RESOLUTION REQUIRED? YES ☐ NO ☒**FUNDING RESOLUTION FORM?** YES ☐ NO ☒

AGENDA DATE	June 02, 2015		
DEPT. HEAD SIGNATURE			
DATE SUBMITTED	May 13, 2015		
ATTACHMENTS	YES <input checked="" type="checkbox"/> NO <input type="checkbox"/>	* IF YES, ENTER THE TOTAL NUMBER OF PAGES ATTACHED	14

COMMITTEE SIGN-OFF

COMMITTEE	Planning Board , and, Codes & Ordinances
CHAIR PERSON	Nel Sylvain, and, Councilor Peter Lachapelle

DEPARTMENT APPROVALS

DEPUTY CITY MANAGER	Blaine Cox, Deputy City Manager
CITY MANAGER	Dan Fitzpatrick, City Manager

FINANCE & BUDGET INFORMATION

FINANCE OFFICE APPROVAL	n/a
SOURCE OF FUNDS	
ACCOUNT NUMBER	
AMOUNT	
APPROPRIATION REQUIRED	YES <input type="checkbox"/> NO <input checked="" type="checkbox"/>

LEGAL AUTHORITY

NH RSA 485-C; NH RSA 674-21; etc....

SUMMARY STATEMENT

On November 18, 2014, the Rochester City Council endorsed making revisions to the 28 year old Aquifer Protection Ordinance. From that time until now, several City departments and volunteers, and Stafford Regional Planning Commission have worked together to craft a revised ordinance.

The benefits to updating this current ordinance include protecting public health and avoiding additional costs associated with water treatment. Additionally, adopting this ordinance will ensure that local groundwater management control remains local (NH RSA 485-C enables the State to create groundwater rules protect if local entities have not).

Several meetings were held with Planning Board and the Codes & Ordinances Committee to garner their input. The documents being presented to City Council tonight are the culmination of the aforementioned efforts.

RECOMMENDED ACTION

Approve revised Zoning Ordinance 42.10, associated Aquifer Protection District map, and biennial reporting document.

6/11/15

Emery & Garrett Groundwater Investigations, LLC

***P.O. Box 1578 · 56 Main Street
Meredith, New Hampshire 03253***

(603) 279-4425 (office)

www.eggi.com

(603) 279-8717 (fax)

May 22, 2015

Mr. Kyle Pimental
Strafford Regional Planning Commission
150 Wakefield Street, Suite 12
Rochester, NH 03867

Re: Evaluation of Rochester Aquifer Protection Program

Dear Kyle,

Emery & Garrett Groundwater Investigations, LLC (EGGI) has reviewed the proposed Rochester Aquifer Protection Ordinance that was recently prepared by the Stafford Regional Planning Commission (SRPC). EGGI provided comments to the SRPC on February 27, 2015 relative to the draft ordinance as it related to defining the following:

1. Seasonal high water table.
2. Stratified drift Aquifer.
3. Aquifer Protection District.
4. The Stormwater Management Plan.
5. Allowable rock blasting within the Aquifer Protection Area.

EGGI believes that the City of Rochester has significant and valuable groundwater resources available for long-term use by the community. Being proactive in groundwater resource protection is needed to assure that these valuable water resource assets remain available and viable for future generations.

Since the availability of groundwater resources is dependent upon site-specific geologic conditions and because growth continues to occur, future land use decisions can interfere with future groundwater supply availability. For example, if growth causes dense residential or commercial development on land where the best groundwater resources exist, those groundwater resources could be lost forever. We cannot change the geology or groundwater favorability of one site to another however, the City of Rochester can impact where residential, commercial, and other land use activities will take place in the future through appropriate planning.

EGGI believes the proposed ordinance will be an important tool for the City to use to protect of its invaluable groundwater resources. We hope you find this information responsive to your needs. Please do not hesitate to contact us if you have any questions.

Best regards,



James M. Emery, P.G.

President/CEO



Planning and Development
Conservation Commission
Historic District Commission
Arts and Culture Commission

PLANNING & DEVELOPMENT DEPARTMENT

City Hall - Second Floor

31 Wakefield Street,

Rochester, New Hampshire 03867-1917

(603) 335-1338 - Fax (603) 335-7585

Web Site: www.rochesternh.net

Aquifer Protection Compliance **Biennial Report**

Date: _____

Property information

Tax map #: _____; lot #('s): _____; Zone: _____

Property address/location: _____

Name of project (if applicable): _____

Applicant / Agent

Name (include name of individual): _____

Mailing address: _____

Telephone #: _____ Email address: _____

Property owner (if different from applicant)

Name (include name of individual): _____

Mailing address: _____

Telephone #: _____ Email address: _____

Please address the following:

1) Please list date of Planning Board approval(s): _____

2) Have any changes been made to the site or facility over the last 24 months? If yes, please summarize the changes, and note how the changes have or have not the regulated materials response plan: _____

3) Have there been any changes in the previously submitted in the contact list and phone numbers for the facility response coordinator, cleanup contractors, and all appropriate federal, state, and local agencies who must be contacted in case of a release to the environment? If so, please list changes: _____

4) Have there been any changes in the type of regulated substances (*refer to "regulated substances" definition in the Aquifer Protection Ordinance*) stored/used onsite? _____

5) Have there been changes in the locations of where regulated substances are used and/or stored? _____

6) Have there been any changes of containment and/or diversionary structures or equipment which are preventing regulated substances from infiltrating into the ground? If so, list changes and note locations: _____

7) Are the positions which are responsible for responding to spills still the same? _____

8) Have there been any prevention protocols that are to be followed after an event that causes large releases of any regulated substance? _____

9) a) Have any releases occurred over the last 24 months? Please describe and provide location information: _____

b) Were these reported to the Rochester Fire Department and NH Dept. of Environmental Services? _____

Submission of application

This biennial report must be signed by the property owner.

I (we) hereby submit this Aquifer Protection Compliance Annual Report to the City of Rochester Planning Department and attest that to the best of my (our) knowledge all of the information on this report is true and accurate.

Signature of applicant/agent: _____ Date: _____

Signature of property owner: _____ Date: _____



6/11/15

MEMORANDUM

TO: City Council
FROM: Seth Creighton, City of Rochester Chief Planner
DATE: June 10, 2015
SUBJECT: Answers to questions City Council had regarding the proposed Aquifer Protection Ordinance

At the 6/2/15 City Council meeting, the Council asked that number 4 under the “Maintenance and Inspection” section [42.10 (m)] the Aquifer Protection Ordinance be explained be clarified.

Specifically, the Council asked staff to:

1) Clarify/explain why “If applicable” was chosen.

Answer: These words were chosen because the Planning Board wanted the ordinance to allow for collection inspection fees, if the City (City Council) so chose, both now and in the future, without the need for additional ordinance amendments.

And

2) Draft a fee schedule /hourly rate for inspections:

Answer: Staff chose the words, “Inspections shall be billed at an hourly rate as determined by the City of Rochester Public Works Department”, because this exact language is already found in the Site Plan Regulations.

Planning Board agreed that inspections should be treated as they are now relative to private development inspections. Currently the rate is \$75/ hour with a minimum charge of \$75.

As support for why the above language was chosen, please refer to the below (existing sections of the Site Plan / Subdivision Regulations and Zoning Ordinance):

Site Plan Regulations.

Article II, Section 4(C) Inspection Of Improvements

All required site improvements shall be subject to inspection by, and approval of, the Commissioner of Public Works, the Chief of the Fire Department, the Building Inspector, the Chief of Police, and such other federal, state, or local officials, as may have jurisdiction who shall be notified by the

owner or applicant at least 72 hours prior to the start of construction. Inspections will be conducted by said officials or their designee following request by the developer. No underground installation shall be covered until inspection by the appropriate officials. Any improvements covered without inspection will be considered unacceptable.

Article I, Section 8 - INSPECTION FEE

Inspections shall be billed at an hourly rate as determined by the City of Rochester Public Works Department. [12]

Zoning Ordinance (Aquifer Protection Overlay is part of this ordinance)

42.3 Administration

4. *Fees.* Application fees and other pertinent fees may be established under this chapter. Fees shall be established specifically as part of this ordinance or separately by the Rochester City Council.

6. Entering Property.

A. The Zoning Administrator and the Zoning Enforcement Officer (if different from the Zoning Administrator) - and their staff - shall have the authority to make any onsite inspections which might be necessary to carry out their duties in the administration and enforcement of this chapter.

B. Furthermore, every applicant for a permit or approval under this chapter or under the Site Plan Regulations or the Subdivision Regulations, by virtue of submitting the application, shall be deemed to have consented to any inspection(s) of the subject property that may be reasonably necessary for the City's officials, employees, board members, or other agents to make informed decisions relative to the application and to determine compliance after approval with the subject permit or approval.

C. Refusal by an applicant to consent to such inspection may be grounds for denial of any permit or approval where such inspection is reasonably necessary to make any determinations relevant to the application.

D. It is understood that any City officials must use all due care and consideration when entering property under this chapter.

**AMENDMENTS TO CHAPTER 42 OF THE GENERAL ORDINANCES OF THE CITY OF
ROCHESTER REGARDING SIGNAGE**

THE CITY OF ROCHESTER ORDAINS:

That subsections 42.29 and 42.8 (j) (4) of Chapter 42 of the General Ordinances of the City of Rochester regarding Signage and currently before the Rochester City Council, be amended as follows:

That subsection 42.29, presently before the Rochester City Council, be amended by deleting subsection 42.29 in its entirety, and by substituting in its stead, the following provisions, to be known as subsection 42.29 of the General Ordinances of the City of Rochester, and that subsection 42.8 (j) (4) be amended by striking all exceptions to subsection 42.29 contained therein, to wit:

42.29 Signage

- a. **General.** All signs shall comply with the regulations for the erection and construction of signs contained in the Building Code of the City of Rochester and other applicable city regulations, except as shall be under the jurisdiction of New Hampshire RSA 236:69-89. Signs shall be permitted in accordance with the following regulations.
- b. **Purpose and Intent.** The purpose of this ordinance is to create a legal framework to regulate the type, number, location, size, and illumination of signs on private property in order to maintain and enhance the character of the city's commercial district and residential neighborhood and to protect the public from hazardous and distracting displays.
- c. **Nonconforming signs.** A sign which was lawfully established prior to the adoption of this article but which does not meet the requirements of this article is considered a nonconforming sign. Non conforming signs and sign structures may remain or must be removed as follows:
 1. Applicable provisions of the nonconforming section of this Zoning Ordinance shall apply unless superseded herein.
 2. No changes in the sign or sign structure are permitted except for basic maintenance and repairs necessary to keep the sign in good working order or other changes which bring the sign into compliance. No nonconforming sign shall be reconstructed, modified, or relocated except for changes to the sign face itself within the same size and shape to accommodate a change copy. *A nonconforming sign which is damaged beyond repair due to a cause beyond the control of the owner may be replaced within one year of when damage occurs.*
 3. Nonconforming sign may not be altered in any way.
 4. Existing temporary signs which are not in compliance with this article are not considered to be "grandfathered" under this ordinance. If any notification of noncompliance is given from Director Building Zoning Licensing Services or designee, these signs or conditions must be brought into compliance within 60 days from that notification.
- d. **Permits Required.** All signs, regardless of size, shall require the issuance of a zoning permit before

- e. **Application Process.** Application for a sign permit shall be to the Building, Zoning, and Licensing Services Department. The application should contain the following:
 - 1. Name, signature, address and telephone number of the applicant.
 - 2. Owner's authorization for the application if not the applicant.
 - 3. Location of the building, structure or lot to which the sign will be located.
 - 4. The district the sign will be located.
 - 5. Historic District. Signs in the Historic District, except for portable easel, placard, and sandwich board signs, are subject to review by the Historic District Commission (see Article XIV – Historic Overlay District).
- f. **Construction Documents.** Before any permit is granted for the erection of a sign or sign structure requiring such permit, construction documents shall be filed with the Building, Zoning, and Licensing Services Department official showing the dimensions, materials and required details of construction, including loads, stresses, anchorage and any other pertinent data. The permit application shall be accompanied by the written consent of the owner or lessee of the premises upon which the sign is to be erected and by engineering calculations signed and sealed by a registered design professional where required by the *International Building Code*.
- g. **Changes to signs.** No sign shall be structurally altered, enlarged or relocated except in conformity to the provisions herein, until a proper permit, if required, has been secured. The changing or maintenance of movable parts or components of an approved sign that is designed for such changes, or the changing of copy, business names, lettering, sign faces, colors, display and/or graphic matter, or the content of any sign shall not be deemed a structural alteration.
- h. **Permit Fees.** Permit fees to erect, alter or relocate a sign shall be in accordance with the fee schedule adopted within this jurisdiction.
- i. **Prohibited Signs.** The following devices and locations shall be specifically prohibited:
 - 1. Signs located in such a manner as to obstruct or otherwise interfere with an official traffic sign, signal or device, or obstruct or interfere with a driver's view of approaching, merging or intersecting traffic.
 - 2. Except as provided for elsewhere in this code, signs encroaching upon or overhanging public rights-of-way. No *sign* shall be attached to any utility pole, light standard, street tree or any other public facility located within the public right-of-way.
 - 3. Signs which blink, flash or are animated by lighting in any fashion that would cause such signs to have the appearance of traffic safety signs and lights, or to have the appearance of municipal vehicle warnings from a distance.
 - 4. Any *sign* attached to, or placed on, a vehicle or trailer parked on public or private property, except for signs meeting the following conditions:
 - a. The primary purpose of such a vehicle or trailer is not the display of signs.
 - b. The signs are magnetic, decals or painted upon an integral part of the vehicle or equipment as originally designed by the manufacturer, and do not break the silhouette of the vehicle.
 - c. The vehicle or trailer is in operating condition, currently registered and licensed to operate on public streets when applicable, and actively used or available for use in the daily function of the business to which such signs relate.
 - 5. Vehicles and trailers used primarily as static displays, advertising a product or service, nor utilized as storage, shelter or distribution points for commercial products or services for the general public.
 - 6. Snipe Signs
- j. **Exempt Signs.** The following signs shall be exempt from the provisions of this chapter:

1. Official notices authorized by a *court*, public body or public safety official. 6/11/15
2. Directional, warning or information signs authorized by federal, state or municipal governments.
3. Memorial plaques, building identification signs and building cornerstones when cut or carved into a masonry surface or when made of noncombustible material and made an integral part of the building or structure.
4. The flag of a government or noncommercial institution, such as a school.
5. Works of fine art displayed in conjunction with a commercial enterprise where the enterprise does not receive direct commercial gain.
6. Street address signs and combination nameplate and street address signs that contain no advertising copy and which do not exceed 6 square feet (0.56 m²) in area.
7. Signs required, or deemed necessary for the public welfare and safety, by a municipal, state, or federal agency such as traffic control and directional signs.
8. Interior signs

k. **Definitions.** For the purpose set forth in this ordinance the following definitions apply:

1. **Abandoned Sign:** A sign structure that has ceased to be used and the owner intend no longer to have used.
2. **Animated Sign:** A sign employing actual motion or the illusion of motion. Animated signs, which are differentiated from changeable signs as defined and regulated by this code, include the following types:
 - a. **Electrically activated:** Animated signs producing the illusion of movement by means of electronic, electrical or electro-mechanical input and/or illumination capable of simulating movement through employment of the characteristics of one or both of the classifications noted below:
 - b. **Flashing:** Animated signs or animated portions of signs whose illumination is characterized by a repetitive cycle in which the period of illumination is either the same as or less than the period of non illumination. For the purposes of this ordinance, flashing will not be defined as occurring if the cyclical period between on-off phases of illumination exceeds 8 seconds.
 - c. **Mechanically activated:** Animated signs characterized by repetitive motion and/or rotation activated by a mechanical system powered by electric motors or other mechanically induced means.
3. **Architectural Projection:** Any projection that is not intended for occupancy and that extends beyond the face of an exterior wall of a building, but that does not include signs as defined herein. See also "Awning;" "Backlit awning;" and "Canopy, Attached and Free-standing."
4. **Awning:** An architectural projection or shelter projecting from and supported by the exterior wall of a building and composed of a covering of rigid or non rigid materials and/or fabric on a supporting framework that may be either permanent or retractable, including such structures that are internally illuminated by fluorescent or other light sources.
5. **Awning Sign:** A sign displayed on or attached flat against the surface or surfaces of an awning. See also "Wall or fascia sign."
6. **Backlit Awning** An awning with a translucent covering material and a source of illumination contained within its framework.
7. **Banner:** A flexible substrate on which copy or graphics may be displayed.

8. **Banner Sign:** A sign utilizing a banner as its display surface.
9. **Billboard:** See "Off-premise sign" and "Outdoor advertising sign."
10. **Building:** A structure which has a roof supported by walls for shelter, support, or enclosure of persons, animals, or chattel.
11. **Canopy:** A multisided overhead structure or architectural projection supported by attachments to a building on one or more sides and either cantilevered from such building or also supported by columns at additional points. The surface(s) and/or soffit of an attached *canopy* may be illuminated by means of internal or external sources of light. See also "Marquee."
12. **Canopy (Free-Standing):** A multisided overhead structure supported by columns, but not enclosed by walls. The surface(s) and or soffit of a free-standing *canopy* may be illuminated by means of internal or external sources of light.
13. **Canopy Sign:** A sign affixed to the visible surface(s) of an attached or free-standing *canopy*.
14. **Changeable Sign:** A sign with the capability of content change by means of manual or remote input, including signs which are:
 - a. **Electrically activated.** Changeable sign whose message copy or content can be changed by means of remote electrically energized on-off switching combinations of alphabetic or pictographic components arranged on a display surface. Illumination may be integral to the components, such as characterized by lamps or other light-emitting devices; or it may be from an external light source designed to reflect off the changeable component display. See also "Electronic message sign or center."
 - b. **Manually activated.** Changeable sign whose message copy or content can be changed manually.
15. **Combination Sign:** A sign that is supported partly by a pole and partly by a building structure.
16. **Copy:** Those letters, numerals, figures, symbols, logos and graphic elements comprising the content or message of a sign, excluding numerals identifying a street address only.
17. **Development of Complex Sign:** A free-standing sign identifying a multiple-occupancy development, such as a shopping center or planned *industrial* park, which is controlled by a single owner or landlord, approved in accordance with Section 1009.2 of this chapter.
18. **Directional Sign:** Any sign that is designed and erected for the purpose of providing direction and/or orientation for pedestrian or vehicular traffic.
19. **Double-Faced Sign:** A sign with two faces, back to back.
20. **Electric Sign:** Any sign activated or illuminated by means of electrical energy.
21. **Electronic Message Sign or Center:** An electrically activated changeable sign whose variable message capability can be electronically programmed.
22. **Exterior Sign:** Any sign placed outside a building.
23. **Flag:** A sign, constructed of cloth and attached to a staff or pole.
24. **Flashing Sign:** See "Animated sign, electrically activated."

25. **Free-Standing Sign:** A sign principally supported by a structure affixed to the ground ~~6/11/15~~ supported by a building, including signs supported by one or more columns, poles or braces placed in or upon the ground.
26. **Frontage (Building):** The length of an exterior building wall or structure of a single premise orientated to the public way or other properties that it faces.
27. **Frontage (Property):** The length of the property line(s) of any single premise along either a public way or other properties on which it borders.
28. **Illuminated Sign:** A sign characterized by the use of artificial light, either projecting through its surface(s) (internally illuminated); or reflecting off its surface(s) (externally illuminated).
29. **Interior Sign:** Any sign placed within a building, but not including "window signs" as defined by this ordinance. Interior signs, with the exception of window signs as defined, are not regulated by this chapter.
30. **Marquee Sign:** A permanent roof-like structure, including the structural support system, projecting beyond a building wall at the entrance to a building or extending along and projecting beyond building wall.
31. **Menu Board:** A free-standing sign orientated to the drive-through lane for a restaurant that advertises the menu items available from the drive-through window, and which has no more than 20 percent of the total area for such a sign utilized for business identification.
32. **Multiple-Faced Sign:** A sign containing three or more faces.
33. **Nonconforming Sign:** Any sign that existed lawfully prior to the adoption of the Sign Ordinance which now does not conform with the provisions of this ordinance.
34. **Off-Premise Sign Directional:** A sign on private property whose only purpose is to direct vehicular traffic for delivers and visitation and is not intended to be used as a form of advertisement.
35. **Off-Premise Sign:** A sign, which pertains to a business, industry, or other activity which is not located on the premise upon which the sign is located.
36. **On-Premise Sign:** A sign erected, maintained or used in the outdoor environment for the purpose of the display of messages appurtenant to the use of, products sold on, or the sale or lease of, the property on which it is displayed.
37. **Outdoor Advertising Sign:** A permanent sign erected, maintained or used in the outdoor environment for the purpose of the display of commercial or noncommercial messages not appurtenant to the use of, products sold on, or the sale or lease of, the property on which it is displayed.
38. **Permanent Sign:** A sign that is displayed for more than a total of ninety days in any one year.
39. **Pole Sign:** See "Free-standing sign."
40. **Political Sign:** A temporary sign intended to advance a political statement, cause or candidate for office. A legally permitted outdoor advertising sign shall not be considered to be a political sign.
41. **Portable Sign:** Any *sign* not permanently attached to the ground or to a building or building surface.

- 6/18/15
42. **Projecting Sign:** A *sign* other than a wall sign that is attached to or projects more than 18 inches (457 mm) from a building face or wall or from a structure whose primary purpose is other than the support of a sign. For visual reference, see Section 1003.
43. **Premises Sign:** A lot or number of lots situated a building or group of buildings designed as a unit or on which a building or group of buildings are to be constructed housing multiple businesses.
44. **Real Estate Sign:** A temporary *sign* advertising the sale, lease or rental of the property or premises upon which it is located.
45. **Sandwich Board Sign:** A portable sign shaped like an A-frame with a sign pane on one or both sides.
46. **Sign:** Any device visible from a public place that displays either commercial or noncommercial messages by means of graphic presentation of alphabetic or pictorial symbols or representations. Noncommercial flags or any flags displayed from flagpoles or staffs will not be considered to be signs.
47. **Sign Area:** The area of the smallest geometric figure, or the sum of the combination of regular geometric figures, which comprise the sign face. The area of any double-sided or "V" shaped *sign* shall be the area of the largest single face only. The area of a sphere shall be computed as the area of a circle. The area of all other multiple-sided signs shall be computed as 50 percent of the sum of the area of all faces of the *sign*.
48. **Sign Face:** The surface upon, against or through which the *sign* copy is displayed or illustrated, not including structural supports, architectural features of a building or sign structure, nonstructural or decorative trim, or any areas that are separated from the background surface upon which the sign copy is displayed by a distinct delineation, such as a reveal or border..
49. **Sign Structure:** Any structure supporting a sign.
50. **Snipe Sign:** Any sign of any size, made of any material, including paper, cardboard, wood and metal, when such sign is tacked, nailed, posted, pasted, glued, or otherwise attached to trees, poles, fences or other objects, and the advertising matter appearing thereon is not applicable to the premises upon which said sign is located
51. **Special Event:** A temporary sign that is either on-site or off-site that provides identification or information pertaining to a special event or occurrence sponsored by a non-profit or civic organization.
52. **Temporary Sign:** A sign not constructed for or intended for permanent use. Temporary signs may not be displayed for more than a total of thirty (30) days in any one year.
53. **Wall Sign:** A *sign* that is attached to a vertical wall of building that projects not more than 18 inches from the building or structure wall.
54. **Window Sign:** A *sign* within one foot of a window message intended to be visible to and readable from the public way or from adjacent property.

1. **General Provisions.**

1. **Conformance to codes.** Any sign hereafter erected shall conform to the provisions of this ordinance or regulation within this jurisdictions.
2. **Signs in rights-of-way.** No sign other than an official traffic sign or similar sign shall be erected within 2 feet of the lines of any street, or within any public way, unless specifically authorized by other ordinances or regulations of this jurisdiction or by specific authorization of the City Council .
3. **Projections over public ways.** Signs projecting over public walkways shall be permitted to do so only subject to the projection and clearance limits either defined herein or, if not so defined, at a minimum height of 8 feet from *grade* level to the bottom of the sign. Signs, architectural projections or *sign* structures projecting over vehicular access areas must conform to the minimum height clearance limitations imposed by the jurisdiction for such structures.
4. **Traffic visibility.** No sign or sign structure shall be erected at the intersection of any street in such a manner as to obstruct free and clear vision, nor at any location where by its position, shape or color it may interfere with or obstruct the view of or be confused with any authorized traffic sign, signal or device.
5. **Computation of frontage.** If a premises contains walls facing more than one property line or encompasses property frontage bounded by more than one street or other property usages, the sign area(s) for each building wall or property frontage will be computed separately for each building wall or property line facing a different frontage. The sign area(s) thus calculated shall be permitted to then be applied to permitted signs placed on each separate wall or property line frontage.
6. **Maintenance, repair and removal.** Every sign permitted by this ordinance shall be kept in good condition and repair. When any sign becomes insecure, in danger of falling or is otherwise deemed unsafe by the code official, or if any sign shall be unlawfully installed, erected or maintained in violation of any of the provisions of this ordinance, the owner thereof or the person or firm using same shall, upon written notice by the Building, Zoning, Licensing, Services official forthwith in the case of immediate danger, and in any case within not more than 10 days, make such sign conform to the provisions of this ordinance, or shall remove it. If within 10 days the order is not complied with, the code official shall be permitted to remove or cause such sign to be removed at the expense of the owner and/or the user of the sign.
7. **Master sign plan required.** All landlord or single-owner controlled multiple-occupancy development complexes, such as shopping centers or planned *industrial* parks, shall submit to the Building Zoning and Licensing Services a master sign plan prior to issuance of new sign permits. The master sign plan shall establish standards and criteria for all signs in the complex that require permits, and shall address, at a minimum, the following:
 - a. Proposed sign locations.
 - b. Materials.
 - c. Type of illumination.
 - d. Design of free-standing sign structures.
 - e. Size.
 - f. Quantity.
 - g. Uniform standards for non business signage, including directional and informational signs.
8. **Illumination.**
 - a. No internally illuminated sign shall be used within 100 feet of any residential zone.
 - b. On externally illuminated signs, the light source shall be steady, stationary, shielded, downcast, and directed solely at the sign. The sign surface shall be non reflective.
 - c. Illuminated signs shall send no glare onto the road or onto any neighboring residential

9. **Removal of Portable and Other Movable and Temporary Signs.**

- a. The Zoning Administrator, or other city personnel designated by the City Manager, shall cause to be removed any sign placed on or over any public right-of-way or public property that is without a valid permit or is not in compliance with the terms of a valid permit, or where such a sign is exempt from permit requirements, the sign is not in compliance with the standards and provisions of this ordinance.
- b. Signs Related to An Adjacent Principal Use. Where a sign that is placed on or over any public right-of-way or public property in violation of this ordinance is related to a principal use of adjacent private property, the Zoning Administrator, or other city personnel designated by the City Manager, shall notify the owner of the principal use or the property that a violation exists and shall specify a time limit for removal of the sign. If the owner fails to comply with the order for removal, the Zoning Administrator, or other city personnel designated by the City Manager, shall remove the sign and the owner shall be liable for the cost of said removal and subsequent storage. If the owner does not redeem the sign within thirty (30) calendar days from the date that the sign is removed, the sign shall be deemed to be abandoned and may be disposed of by the City as abandoned property; and
- c. Other Signs. Where a sign that is placed on or over any public right-of-way or public property in violation of this ordinance is not erected in connection with elections or political campaigns, and is unrelated to a principal use of adjacent private property, the Zoning Administrator, or other city personnel designated by the City Manager, shall remove the sign and it shall be deemed to be abandoned and may be disposed of by the City as abandoned property.”

m. **Specific Sign Requirements.**

1. **Animated Sign.** Animated signs, except as prohibited in Section I3, are permitted in Granite Ridge Development, commercial and *industrial* zones only. Changeable signs, manually activated, are permitted for nonresidential uses in all zones. Changeable signs, electrically activated, are permitted in all nonresidential zones.

2. **Awning Sign.**

- a. The copy area of awning signs shall not exceed an area equal to 25 percent of the background area of the awning or awning surface to which such a sign is affixed or applied, or the permitted area for wall or fascia signs, whichever is less.
- b. Neither the background color of an awning, nor any graphic treatment or embellishment thereto such as striping, patterns or valances, shall be included in the computation of sign copy area.

3. **Canopy Signs.**

- a. The permanently-affixed copy area of *canopy* or marquee signs shall not exceed an area equal to 25 percent of the face area of the *canopy*, marquee or architectural projection upon which such sign is affixed or applied.
- b. Graphic striping, patterns or color bands on the face of a building, *canopy*, marquee or architectural projection shall not be included in the computation of sign copy area.

4. **Directory Signs.** For businesses located on Secondary Streets within the Downtown Commercial District.

- a. Not to exceed four (4) square feet in area.

- 6/11/15
- b. Permission must be obtained in writing from the property owner on whose premises the sign is to be placed.
 - c. These signs shall not obscure any portion of road, intersection, or sidewalk.
 - d. Not more than 25 percent of the area of any directional sign shall be permitted to be devoted to business identification or logo, which area shall not be assessed as identification sign area.

5. Directional Signs.

No more than two directional signs shall be permitted per street entrance to any lot. There shall be none in residential zones. For all other zones, the maximum area for any directional sign visible from adjacent property or rights-of-way shall be 10 square feet. Not more than 25 percent of the area of any directional sign shall be permitted to be devoted to business identification or logo, which area shall not be assessed as identification sign area.

6. Development and Construction Signs. Signs temporarily erected during construction to inform the public of the developer, contractors, architects, engineers, the nature of the project or anticipated completion dates, shall be permitted in all zoning districts, subject to the following limitations:

- a. Such signs on a single residential lot, residential subdivision or multiple residential lots, and nonresidential uses shall be limited to one sign, not greater than 10 feet in height and 32 square feet in area.
- b. Such signs for commercial or *industrial* projects shall be limited to one sign per street front.
- c. Development and construction signs may not be displayed until after the issuance of construction permits by the building official, and must be removed not later than 24 hours following issuance of an occupancy permit for any or all portions of the project.

7. Electronic Message Sign. All permitted EMCs shall be equipped with a sensor or other device that automatically determines the ambient illumination and be programmed to automatically dim according to ambient light conditions at all times of the day or night. Electronic changing signs may be freestanding or building mounted, one or two-sided, may be a component of a larger sign or billboard, and shall conform to the following minimum requirements along with all other requirements for signage within this ordinance:

- a. Electronic Message Center portion of the sign shall not make up more than 75% of the actual sign surface. In no case shall an electronic message center exceed 32 square feet.
- b. Animation on Static EMCs shall be limited to the actual changing of the message. No flashing, blinking, or pulsating of lights shall be allowed. Electronic Message Centers must be equipped to freeze in one position or discontinue the display in the event that a malfunction occurs.
- c. Minimum Display Time: All illumination elements on the face of Static electronic changing signs shall remain at a fixed level of illumination for a period of not less than 8 seconds.
- d. Software for operating the EMC must be able to show current and factory brightness levels upon request. The owner/installer of Electronic Message Displays shall certify as part of the application that signs will not exceed the brightness levels specified in this section.
- e. The brightness shall not exceed 0.3 footcandles at night.
- f. Flashing or animated signs (including temporary interior window displays or banners) of red, amber, or green colored lights shall not be permitted.

8. Flag. Each store front may be allowed one (1) Open or welcome flag that is position at a height so as not to impede the flow of pedestrians.

9. Home Occupation-1 Sign. No signs are permitted.

10. **Home Occupation-2 Sign.** There may be only one sign for the business visible from the street. The sign shall be non-illuminated and shall not exceed three (3) square feet.
11. **Home Occupation-3 Sign.** There may be only one sign for the business visible from the street. The sign shall be non-illuminated and shall not exceed four (4) square feet.
12. **Marquee Sign.** No marquee shall be erected unless designed by a registered structural engineer and approved by Director Building Zoning Licensing Services. It may extend over the sidewalk across the ROW to the curb line provided it has a minimum height above the sidewalk of ten feet above the curb level and does not exceed five feet in height.
13. **Off-Premise Sign.** Off premises signs are prohibited except for the following signs if permission is granted from the owner of the off premises location. A setback of at least 5 feet is required for these signs and they shall not be placed in the road right-of-way (i.e. they must be placed on private property).
- a. One freestanding sign per business directing people to the site. The sign may not exceed 2 square feet per side or 4 feet in height. No illumination is allowed. It may include only the name and/or logo, with simple directions. The sign must be durable and constructed of solid, finished materials.
 - b. A real estate sign one per premise shall not exceed 6 square feet per side.
 - c. Yard sale signs (See section M 24)
 - d. A sign for an office park or industrial park may be erected at the entrance to the park on an out parcel or, with the approval of the **City Council**, within the road right-of-way.
 - e. A promotional banner for special event may be placed anywhere in the City, including across a public road, if approved by the City Manager.
 - f. Two seasonal agricultural directional signs not to exceed 4 square feet each are permitted when intended to direct patrons to a farm for the purpose of purchasing or picking seasonal agricultural produce or products during the season within which the produce is available for sale or harvest.
 - g. One portable sign on the sidewalk in front of businesses in the Downtown Commercial, Special Downtown, and Neighborhood Mixed Use lying in density rings.
 - h. Road Signs.
14. **Political Sign.** Political Advertising. The following provisions are in addition to the political advertising controls established under RSA 664:14, 664:17, and 664:2, as amended:
- a. Political advertising shall be defined in RSA 664:2, as amended. No political advertising shall be placed or affixed upon any public property, including City rights of way. No political advertising shall be placed or affixed upon private property without the owner's consent.
 - b. Signature, Identification, Lack of Authorization shall be in accordance with RSA 664:14, as amended.
 - c. Political signs shall not be erected in the City Adopt-A-Spots or the Rochester Common.
 - d. Removal of signs shall be in accordance with RSA 664:17, as amended.

- 6/11/15
- e. The area and location of signs used in conjunction with uses allowed by the Board of Adjustment as special exceptions shall also be approved by the Planning Board and shall conform to the sign regulations for the district in which they are located. The area and location of such signs shall be in harmony with the character of the neighborhood in which they are located.
 - f. No sign, except for political signs, shall be erected until a permit for same has been obtained from the Director of Building, Zoning, & Licensing Services.
15. **Portable Sign.** Portable signs shall be permitted only in the Downtown Commercial, Special Downtown Overlay, Neighborhood Mixed Use lying in Density Rings, subject to the following limitations:
- a. No more than one such sign may be displayed on any property, and shall not exceed a height of 4 feet or an area of 8 square feet per side.
 - b. Any portable sign that is placed on sidewalk
 - i. Shall be situated directly in front of the business(es) which is being advertised.
 - ii. Shall not block passage along sidewalk including passage for handicapped persons and shall not present a safety hazard.
 - c. May be displayed during business hours only.
 - d. Appropriately placed to minimize appearance of clutter as determined by the Director of Building, Zoning, and Licensing Services.
 - e. Only one sign per individual business.
16. **Projecting Sign.** Signs are permitted in the following zones:
- a. Multiple projecting signs shall be permitted on buildings having multiple occupants providing only than one projecting sign per occupant will be permitted.
 - b. Projecting signs shall:
 - 1. Not overhang any public property or public right of way.
 - 2. Be attached to the side of a building with a decorative support bracket engineered to and designed to withstand wind loads.
 - 3. Extend from the side of the building no more than eleven feet.
 - 4. Be part of the wall sign calculations which cumulative total include both projecting and wall signs shall not exceed twenty percent of the wall area to which the sign is attached.
 - 5. Such signs shall maintain a clear vertical distance above any public sidewalk a minimum of 10 feet.
17. **Roadside Farm Stand Signs.** No more than 2 signs with a maximum combined total of 20 square feet is permitted.
18. **Real Estate Sign.** shall be permitted in all zoning districts, subject to the following limitations:
- a. Real estate signs located on a single residential lot shall be limited to one sign, not greater than 8 square feet in area and 6 feet in height.
 - b. Real estate signs may not be illuminated in residential districts.
 - c. There may be no more than one sign per street frontage except on lots with more than 500 feet of street frontage a second sign may be placed.
 - d. Real estate signs shall be removed not later than 10 days after execution of a lease agreement

19. **Sandwich Board Sign.** See portable signs.
20. **Street Banners.** Temporary street banners used to inform the public about community events and activities may be placed within or above the road right of way or in other public locations if approved by the City Manager and signed off from all departments.
21. **Special promotion, event and grand opening signs.** Signs temporarily displayed to advertise special promotions, events and grand openings shall be permitted for nonresidential uses and for all commercial and *industrial* districts subject to the following limitations:
 - a. Such signs shall be limited to one sign per street front.
 - b. Such signs may be displayed for not more than 30 consecutive days in any 12-month period, and not more than 30 days in any calendar year. The signs shall be erected no more than 5 days prior to the event or grand opening, and shall be removed not more than 1 day after the event or grand opening.
 - c. The total area of all such signs shall not exceed 32 square feet.
22. **Special event signs in public ways.**

Signs advertising a special community event shall be allowed in or over public rights-of-way, subject to approval by City **Manager** as to the size, location and method of erection. The official may not approve any special event signage that would impair the safety and convenience of use of public rights-of-way, or obstruct traffic visibility.
23. **Window Sign.** Window signs shall be permitted for any nonresidential use in, all Downtown Commercial and *industrial* districts, subject to the following limitations:
 - a. The aggregate area of all such signs shall not exceed 25 % of the window area on which such signs are displayed within the Historic District.
24. **Yard sale signs.**
 - a. Yard sale signs may not be placed prior to 3 days before the sale and must be removed within 24 hours after the sale. The date and time of the yard sale must be on the sign.
 - b. They may not exceed 6 square feet and may not be illuminated.
 - c. The signs may be placed off premises for noncommercial sales related to a single residential dwelling unit (or informal joint sales among neighbors) provided they are not placed on utility poles, are not a distraction to traffic, and comply with Requirements by Zoning District.
- n. **Requirements by Zoning District.** The following special requirements shall apply in each respective zoning district.
 1. **Residential Zoning Districts.**
 - a. For permitted nonresidential uses one freestanding sign with a maximum area of 6 square feet per side plus one attached sign not to exceed 12 square feet is permitted. Height: Signs shall have a maximum height of six (6) ft.

- b. Internally illuminated signs (including neon signs and signage placed in ~~6/11/15~~ windows) are not permitted.
- c. No sign may be illuminated between the hours of 9:00 p.m. and 7:00 a.m. with the exception of signage: a) showing property addresses; b) for residential communities; and c) for businesses and organizations during any specific hours in that time period that the businesses are open.

2. Nonresidential Zoning Districts

- a. **Baseline.** The following advertising signage is permitted for one nonresidential use occupying a single building in commercial and industrial zoning districts (except as otherwise indicated in this article). Additional allowances beyond these limitations or other restrictions for various situations are shown in the subsequent subsections
- b. **Freestanding signs.** Only one free standing sign shall be permitted on a lot even if there is more than one building or use on that lot. No part of any free standing sign shall be located within 5 feet of any property line.

Dimensional standards are as follows:

Zoning District	Maximum Area (in square feet)	Maximum Height (in feet)
Highway Commercial General Industrial Hospital Granite Ridge Development	75'	30'
Airport Recycling Industrial	50'	20'
Downtown Commercial	25'	15'
Neighborhood Mixed Use Office Commercial	20'	8'

Note. All signs that are to be located in the historic district are also subject to the provisions of Article XIV – Historic Overlay District

- c. **Wall Signs.** No wall sign shall exceed ten percent (10 %) of the area of the building frontage as measure by the width of the wall containing the main public entrance by the height (measured from the floor level to the top of the first floor cornice area, or to one foot below secondary story window) to which it is attached. For buildings with multiple tenants having store fronts only, the façade rented by the tenant shall be considered as wall area for a sign.
 - i. A maximum of four (4) signs. Buildings located in the Granite Ridge Development District, between the service roads and Route 11, are allowed one additional wall mounted sign per tenant is permitted on the rear façade. The same size restrictions as applied to the front façade shall determine the size of sign.
- d. **Temporary signs.** One temporary sign is allowed at any one time, including portable and banner signs. For portable signs (where they are permitted; (see below) the maximum area is 8 square feet and the maximum height is 4 feet. Banner signs, not exceeding 60 square feet, are permitted for grand openings of new business only, and may be displayed for a maximum of 30 consecutive days. Permits are required for these signs with a fee of \$10.
- e. **Directory signs.** For each additional independent enterprise on a site beyond one, an additional 10 square feet may be added to one freestanding directory sign not to exceed 100 square feet. Property owners of separate adjoining lots may also elect to have one joint directory sign.
- f. **Attached directory signs.** One additional attached directory sign of the principal uses

within a multi-tenant building is permitted on the exterior wall at each entrance to the building. It shall not exceed 3 square feet plus 1 square foot for each independent enterprise.

- g. **Upper floor units.** Each upper floor occupant may use one attached sign placed at no higher than the second floor level – not to exceed six square feet per side for each occupant plus window signs. Window signage shall not exceed 25% of the total window area.
- h. **Multiple Occupant Sites.** On multiple occupant sites up to 3 portable signs for independent enterprises may be placed at the same time.
- i. **Secondary Entrance.** By Conditional Use Permit issued by the Planning Board any site with at least 300 feet of linear lot frontage and with a second driveway entrance located at least 200 feet from the primary entrance may have a second freestanding sign at the second entrance not to exceed 16 square feet and 8 feet in height.
- j. **Corner or multiple frontage lots.** By Conditional Use Permit issued by the Planning Board any corner lot or a rear frontage lot (or double frontage) may have one additional freestanding sign with a maximum area of 24 square feet is allowed on the second frontage provided the property across the street on that second frontage is not zoned residential.

k. Specific Zoning Districts

Internally illuminated signs are permitted only in the Highway Commercial, Downtown Commercial, Granite Ridge Development, and Industrial Districts.

Sign permitted in designated zoning districts

Sign	Residential Districts				Commercial Districts				Industrial District		Special	
	R1	R2	NMU	AG	DC	OC	HC	GRD	GI	RI	HS	AS
Canopy	N	N	P	N	P	P	P	P	P	P	P	P
Changeable Copy	N	N	P	N	P	P	P	P	P	P	P	P
Electronic Message	N	N	N	N	N	N	P	P	P	N	N	N
Freestanding Pole	P	P	P	P	P	P	P	P	P	P	P	P
Interior Window	P	P	P	P	P	P	P	P	P	P	P	P
Marquee	N	N	P	P	P	P	P	P	P	P	P	P
Portable	N	N	P	N	P	N	N	N	N	N	N	N
Projecting	P	P	P	P	P	P	P	P	P	P	P	P
Wall	P	P	P	P	P	P	P	P	P	P	P	P
Window	P	P	P	P	P	P	P	P	P	P	P	P

**Signs which are permitted in the designated zone are indicated with a “P”, and signs which are not permitted are indicated with an “N”.

Chapter 42.8 (j):

4. Signage. All provisions of Section 42.29, Signage, herein shall apply.

The effective date of these amendments shall be upon passage.



6/11/15

City of Rochester Formal Council Meeting**AGENDA BILL****NOTE: Agenda Bills are due by 10 AM on the Monday the week before the City Council Meeting.**

AGENDA SUBJECT

Revisions to Zoning Ordinance 42.29 Sign Ordinance

COUNCIL ACTION ITEM ☒INFORMATION ONLY ☐FUNDING REQUIRED? YES ☐ NO ☒

* IF YES ATTACH A FUNDING RESOLUTION FORM

RESOLUTION REQUIRED? YES ☐ NO ☒FUNDING RESOLUTION FORM? YES ☐ NO ☒

AGENDA DATE	June 02, 2015		
DEPT. HEAD SIGNATURE			
DATE SUBMITTED	May 13, 2015		
ATTACHMENTS	YES <input checked="" type="checkbox"/> NO <input type="checkbox"/>	* IF YES, ENTER THE TOTAL NUMBER OF PAGES ATTACHED	11

COMMITTEE SIGN-OFF

COMMITTEE	Planning Board, Economic Development Committee, Main Street, Historic District Commission, and, Codes & Ordinances
CHAIR PERSON	Nel Sylvain, and, Councilor Peter Lachapelle

DEPARTMENT APPROVALS

DEPUTY CITY MANAGER	
CITY MANAGER	

FINANCE & BUDGET INFORMATION

FINANCE OFFICE APPROVAL	n/a
SOURCE OF FUNDS	
ACCOUNT NUMBER	
AMOUNT	
APPROPRIATION REQUIRED	YES <input checked="" type="checkbox"/> NO <input type="checkbox"/>

LEGAL AUTHORITY

City Council Action.

SUMMARY STATEMENT

Chapter 42.29 has been presented to the Planning Board (8/9/14 & 9/17/14), Historic District Commission, Main Street Design Committee, Economic Development Committee, and Codes and Ordinances Committee (2/5/15). The sign ordinance is supported by the Planning Board and Codes and Ordinances Committee. Also an internal department review between Planning & Development; Building, Zoning, and Licensing, Services; Economic Development; and legal review by the City Attorney has been completed. City Staff and Legal Counsel suggest that City Council vote at the June 2, 2015 meeting for the 1st reading and adopt the new sign ordinance on July 16, 2015 City Council Workshop Public Hearing.

RECOMMENDED ACTION

Approve revised Zoning Ordinance Section 42.29 Sign Ordinance.

Draft dated PB 7.9.14 Comments received for PB for 8.4.14

42.29 Signage

- a. **General.** All signs shall comply with the regulations for the erection and construction of signs contained in the Building Code of the City of Rochester and other applicable city regulations, except as shall be under the jurisdiction of New Hampshire RSA 236:69-89. Signs shall be permitted in accordance with the following regulations.
- b. **Purpose and Intent.** The purpose of this ordinance is to create a legal framework to regulate the type, number, location, size, and illumination of signs on private property in order to maintain and enhance the character of the city's commercial district and residential neighborhood and to protect the public from hazardous and distracting displays.
- c. **Nonconforming signs.** A sign which was lawfully established prior to the adoption of this article but which does not meet the requirements of this article is considered a nonconforming sign. Non conforming signs and sign structures may remain or must be removed as follows:
 1. Applicable provisions of the nonconforming section of this Zoning Ordinance shall apply unless superseded herein.
 2. No changes in the sign or sign structure are permitted except for basic maintenance and repairs necessary to keep the sign in good working order or other changes which bring the sign into compliance. ~~Other than that,~~ No nonconforming sign shall be reconstructed, modified, or relocated except for changes to the sign face itself within the same size and shape to accommodate a change copy. *A nonconforming sign which is damaged beyond repair due to a cause beyond the control of the owner may be replaced within one year of when damage occurs.*
 3. ~~No Nonconforming sign may not be altered in any way, which makes the sign even more out of compliance with this ordinance, including but not limited to lighting an unlit sign.~~
 4. Existing temporary signs which are not in compliance with this article are not considered to be "grandfathered" under this ordinance. If any notification of noncompliance is given from Director Building Zoning Licensing Services or designee, these signs or conditions must be brought into compliance within 60 days from that notification.
- d. **Permits Required.** All signs, regardless of size, shall require the issuance of a zoning permit before public display unless otherwise specifically exempt by this Ordinance.
- e. **Application Process.** Application for a sign permit shall be to the Building, Zoning, and Licensing Services Department. The application should contain the following:
 1. Name, signature, address and telephone number of the applicant.
 2. Owner's authorization for the application if not the applicant.
 3. Location of the building, structure or lot to which the sign will be located.
 4. The district the sign will be located.
 5. Historic District. Signs in the Historic District, except for portable easel, placard, and sandwich board signs, are subject to review by the Historic District Commission (see Article XIV – Historic Overlay District).
- f. **Construction Documents.** Before any permit is granted for the erection of a sign or sign structure requiring such permit, construction documents shall be filed with the Building, Zoning, and Licensing Services Department official showing the dimensions, materials and required details of construction, including loads, stresses, anchorage and any other pertinent data. The permit application shall be accompanied by the written consent of the owner or lessee of the premises upon which the sign is to be erected and by engineering calculations signed and sealed by a registered design professional where

required by the *International Building Code*.

- g. **Changes to signs.** No sign shall be structurally altered, enlarged or relocated except in conformity to the provisions herein, ~~nor~~ until a proper permit, if required, has been secured. The changing or maintenance of movable parts or components of an approved sign that is designed for such changes, or the changing of copy, business names, lettering, sign faces, colors, display and/or graphic matter, or the content of any sign shall not be deemed a structural alteration.

Formatted: Font color: Red, Strikethrough

- h. **Permit Fees.** Permit fees to erect, alter or relocate a sign shall be in accordance with the fee schedule adopted within this jurisdiction.

- i. **Prohibited Signs.** The following devices and locations shall be specifically prohibited:

1. Signs located in such a manner as to obstruct or otherwise interfere with an official traffic sign, signal or device, or obstruct or interfere with a driver's view of approaching, merging or intersecting traffic.
2. Except as provided for elsewhere in this code, signs encroaching upon or overhanging public rights-of-way. No sign shall be attached to any utility pole, light standard, street tree or any other public facility located within the public right-of-way.
3. Signs which blink, flash or are animated by lighting in any fashion that would cause such signs to have the appearance of traffic safety signs and lights, or to have the appearance of municipal vehicle warnings from a distance.
4. Any sign attached to, or placed on, a vehicle or trailer parked on public or private property, except for signs meeting the following conditions:
 - a. The primary purpose of such a vehicle or trailer is not the display of signs.
 - b. The signs are magnetic, decals or painted upon an integral part of the vehicle or equipment as originally designed by the manufacturer, and do not break the silhouette of the vehicle.
 - c. The vehicle or trailer is in operating condition, currently registered and licensed to operate on public streets when applicable, and actively used or available for use in the daily function of the business to which such signs relate.
5. Vehicles and trailers used primarily as static displays, advertising a product or service, nor utilized as storage, shelter or distribution points for commercial products or services for the general public.
6. Snipe Signs

- j. **Exempt Signs.** The following signs shall be exempt from the provisions of this chapter:

1. Official notices authorized by a court, public body or public safety official.
2. Directional, warning or information signs authorized by federal, state or municipal governments.
3. Memorial plaques, building identification signs and building cornerstones when cut or carved into a masonry surface or when made of noncombustible material and made an integral part of the building or structure.
4. The flag of a government or noncommercial institution, such as a school.
5. ~~Religious symbols and seasonal decorations within the appropriate public holiday season.~~
6. Works of fine art displayed in conjunction with a commercial enterprise where the enterprise does not receive direct commercial gain.
7. Street address signs and combination nameplate and street address signs that contain no advertising copy and which do not exceed 6 square feet (0.56 m²) in area.
8. ~~Political Signs.~~
9. ~~Holiday without advertisement.~~
10. Signs required, or deemed necessary for the public welfare and safety, by a municipal, state, or federal agency such as traffic control and directional signs.
11. Interior signs

k. **Definitions.** For the purpose set forth in this ordinance the following definitions apply:

1. **Abandoned Sign:** A sign structure that has ceased to be used and the owner intend no longer to have used.
2. **Animated Sign:** A sign employing actual motion or the illusion of motion. Animated signs, which are differentiated from changeable signs as defined and regulated by this code, include the following types:
 - a. **Electrically activated:** Animated signs producing the illusion of movement by means of electronic, electrical or electro-mechanical input and/or illumination capable of simulating movement through employment of the characteristics of one or both of the classifications noted below:
 - b. **Flashing:** Animated signs or animated portions of signs whose illumination is characterized by a repetitive cycle in which the period of illumination is either the same as or less than the period of non illumination. For the purposes of this ordinance, flashing will not be defined as occurring if the cyclical period between on-off phases of illumination exceeds 8 seconds.
 - c. **Mechanically activated:** Animated signs characterized by repetitive motion and/or rotation activated by a mechanical system powered by electric motors or other mechanically induced means.
3. **Architectural Projection:** Any projection that is not intended for occupancy and that extends beyond the face of an exterior wall of a building, but that does not include signs as defined herein. See also "Awning;" "Backlit awning;" and "Canopy, Attached and Free-standing."
4. **Awning:** An architectural projection or shelter projecting from and supported by the exterior wall of a building and composed of a covering of rigid or non rigid materials and/or fabric on a supporting framework that may be either permanent or retractable, including such structures that are internally illuminated by fluorescent or other light sources.
5. **Awning Sign:** A sign displayed on or attached flat against the surface or surfaces of an awning. See also "Wall or fascia sign."
6. **Backlit Awning** An awning with a translucent covering material and a source of illumination contained within its framework.
7. **Banner:** A flexible substrate on which copy or graphics may be displayed.
8. **Banner Sign:** A sign utilizing a banner as its display surface.
9. **Billboard:** See "Off-premise sign" and "Outdoor advertising sign."
10. **Building:** A structure which has a roof supported by walls for shelter, support, or enclosure of persons, animals, or chattel.
11. **Canopy:** A multisided overhead structure or architectural projection supported by attachments to a building on one or more sides and either cantilevered from such building or also supported by columns at additional points. The surface(s) and/or soffit of an attached *canopy* may be illuminated by means of internal or external sources of light. See also "Marquee."

12. **Canopy (Free-Standing):** A multisided overhead structure supported by columns, but not enclosed by walls. The surface(s) and or soffit of a free-standing *canopy* may be illuminated by means of internal or external sources of light.
13. **Canopy Sign:** A sign affixed to the visible surface(s) of an attached or free-standing *canopy*.
14. **Changeable Sign:** A sign with the capability of content change by means of manual or remote input, including signs which are:
 - a. **Electrically activated.** Changeable sign whose message copy or content can be changed by means of remote electrically energized on-off switching combinations of alphabetic or pictographic components arranged on a display surface. Illumination may be integral to the components, such as characterized by lamps or other light-emitting devices; or it may be from an external light source designed to reflect off the changeable component display. See also "Electronic message sign or center."
 - b. **Manually activated.** Changeable sign whose message copy or content can be changed manually.
15. **Combination Sign:** A sign that is supported partly by a pole and partly by a building structure.
16. **Copy:** Those letters, numerals, figures, symbols, logos and graphic elements comprising the content or message of a sign, excluding numerals identifying a street address only.
17. **Development of Complex Sign:** A free-standing sign identifying a multiple-occupancy development, such as a shopping center or planned *industrial* park, which is controlled by a single owner or landlord, approved in accordance with [Section 1009.2](#) of this chapter.
18. **Directional Sign:** Any sign that is designed and erected for the purpose of providing direction and/or orientation for pedestrian or vehicular traffic.
19. **Double-Faced Sign:** A sign with two faces, back to back.
20. **Electric Sign:** Any sign activated or illuminated by means of electrical energy.
21. **Electronic Message Sign or Center:** An electrically activated changeable sign whose variable message capability can be electronically programmed.
22. **Exterior Sign:** Any sign placed outside a building.
23. **Flag:** A sign, constructed of cloth and attached to a staff or pole.
24. **Flashing Sign:** See "Animated sign, electrically activated."
25. **Free-Standing Sign:** A sign principally supported by a structure affixed to the ground, and not supported by a building, including signs supported by one or more columns, poles or braces placed in or upon the ground.
26. **Frontage (Building):** The length of an exterior building wall or structure of a single premise orientated to the public way or other properties that it faces.
27. **Frontage (Property):** The length of the property line(s) of any single premise along either a public way or other properties on which it borders.
28. **Illuminated Sign:** A sign characterized by the use of artificial light, either projecting through its surface(s) (internally illuminated); or reflecting off its surface(s) (externally illuminated).

- 29. Interior Sign:** Any sign placed within a building, but not including "window signs" as defined by this ordinance. Interior signs, with the exception of window signs as defined, are not regulated by this chapter.
- 30. Marquee Sign:** A permanent roof-like structure, including the structural support system, projecting beyond a building wall at the entrance to a building or extending along and projecting beyond building wall.
- 31. Menu Board:** A free-standing sign orientated to the drive-through lane for a restaurant that advertises the menu items available from the drive-through window, and which has no more than 20 percent of the total area for such a sign utilized for business identification.
- 32. Multiple-Faced Sign:** A sign containing three or more faces.
- 33. Nonconforming Sign:** Any sign that existed lawfully prior to the adoption of the Sign Ordinance (DATE OF ADOPTION) which now does not conform with the provisions of this ordinance.
- 34. Off-Premise Sign Directional:** A sign on private property whose only purpose is to direct vehicular traffic for deliveries and visitation and is not intended to be used as a form of advertisement.
- 35. Off-Premise Sign:** A sign, which pertains to a business, industry, or other activity which is not located on the premise upon which the sign is located.
- 36. On-Premise Sign:** A sign erected, maintained or used in the outdoor environment for the purpose of the display of messages appurtenant to the use of, products sold on, or the sale or lease of, the property on which it is displayed.
- 37. Outdoor Advertising Sign:** A permanent sign erected, maintained or used in the outdoor environment for the purpose of the display of commercial or noncommercial messages not appurtenant to the use of, products sold on, or the sale or lease of, the property on which it is displayed.
- 38. Permanent Sign:** A sign that is displayed for more than a total of ninety days in any one year.
- 39. Pole Sign:** See "Free-standing sign."
- 40. Political Sign:** A temporary sign intended to advance a political statement, cause or candidate for office. A legally permitted outdoor advertising sign shall not be considered to be a political sign.
- 41. Portable Sign:** Any *sign* not permanently attached to the ground or to a building or building surface.
- 42. Projecting Sign:** A *sign* other than a wall sign that is attached to or projects more than 18 inches (457 mm) from a building face or wall or from a structure whose primary purpose is other than the support of a sign. For visual reference, see [Section 1003](#).
- 43. Premises Sign:** A lot or number of lots situated a building or group of buildings designed as a unit or on which a building or group of buildings are to be constructed housing multiple businesses.
- 44. Real Estate Sign:** A temporary *sign* advertising the sale, lease or rental of the property or premises upon which it is located.
- 45. Sandwich Board Sign:** A portable sign shaped like an A-frame with a sign pane on one or both sides.

46. Sign: Any device visible from a public place that displays either commercial or noncommercial messages by means of graphic presentation of alphabetic or pictorial symbols or representations. Noncommercial flags or any flags displayed from flagpoles or staffs will not be considered to be signs.

47. Sign Area: The area of the smallest geometric figure, or the sum of the combination of regular geometric figures, which comprise the sign face. The area of any double-sided or "V" shaped *sign* shall be the area of the largest single face only. The area of a sphere shall be computed as the area of a circle. The area of all other multiple-sided signs shall be computed as 50 percent of the sum of the area of all faces of the *sign*.

48. Sign Face: The surface upon, against or through which the *sign* copy is displayed or illustrated, not including structural supports, architectural features of a building or sign structure, nonstructural or decorative trim, or any areas that are separated from the background surface upon which the sign copy is displayed by a distinct delineation, such as a reveal or border..

49. Sign Structure: Any structure supporting a sign.

50. Snipe Sign: ~~A temporary sign or poster affixed to a tree, fences, etc. Snipe sign.~~ Any sign of any size, made of any material, including paper, cardboard, wood and metal, when such sign is tacked, nailed, posted, pasted, glued, or otherwise attached to trees, poles, fences or other objects, and the advertising matter appearing thereon is not applicable to the premises upon which said sign is located

51. Special Event: A temporary sign that is either on-site or off-site that provides identification or information pertaining to a special event or occurrence sponsored by a non-profit or civic organization.

~~50,52.~~ **Temporary Sign:** A sign not constructed for or intended for permanent use. Temporary signs may not be displayed for more than a total of **thirty (30) days** in any one year.

~~51,53.~~ **Wall Sign:** A *sign* that is attached to a vertical wall of building that projects not more than 18 inches from the building or structure wall.

~~52,54.~~ **Window Sign:** A *sign* within one foot of a window message intended to be visible to and readable from the public way or from adjacent property.

I. General Provisions.

1. Conformance to codes. Any sign hereafter erected shall conform to the provisions of this ordinance ~~and the provisions of the International Building Code and of any other ordinance~~ or regulation within this jurisdictions.
2. Signs in rights-of-way. No sign other than an official traffic sign or similar sign shall be erected within 2 feet of the lines of any street, or within any public way, unless specifically authorized by other ordinances or regulations of this jurisdiction or by specific authorization of the ~~City Council~~ code official.
3. Projections over public ways. Signs projecting over public walkways shall be permitted to do so only subject to the projection and clearance limits either defined herein or, if not so defined, at a minimum height of 8 feet from *grade* level to the bottom of the sign. Signs, architectural projections or *sign* structures projecting over vehicular access areas must conform to the minimum height clearance limitations imposed by the jurisdiction for such structures.
4. Traffic visibility. No sign or sign structure shall be erected at the intersection of any street in such a manner as to obstruct free and clear vision, nor at any location where by its position, shape or color it may interfere with or obstruct the view of or be confused with any authorized traffic sign, signal or device.
5. Computation of frontage. If a premises contains walls facing more than one property line or encompasses property frontage bounded by more than one street or other property usages, the sign area(s) for each building wall or property frontage will be computed separately for each building wall or property line facing a different frontage. The sign area(s) thus calculated shall be permitted to then be applied to permitted signs placed on each separate wall or property line frontage.
6. Maintenance, repair and removal. Every sign permitted by this ordinance shall be kept in good condition and repair. When any sign becomes insecure, in danger of falling or is otherwise deemed unsafe by the code official, or if any sign shall be unlawfully installed, erected or maintained in violation of any of the provisions of this ordinance, the owner thereof or the person or firm using same shall, upon written notice by the Building, Zoning, Licensing, Services official forthwith in the case of immediate danger, and in any case within not more than 10 days, make such sign conform to the provisions of this ordinance, or shall remove it. If within 10 days the order is not complied with, the code official shall be permitted to remove or cause such sign to be removed at the expense of the owner and/or the user of the sign.
7. Master sign plan required. All landlord or single-owner controlled multiple-occupancy development complexes, such as shopping centers or planned *industrial* parks, shall submit to the Building Zoning and Licensing Services a master sign plan prior to issuance of new sign permits. The master sign plan shall establish standards and criteria for all signs in the complex that require permits, and shall address, at a minimum, the following:
 - a. Proposed sign locations.
 - b. Materials.
 - c. Type of illumination.
 - d. Design of free-standing sign structures.
 - e. Size.
 - f. Quantity.
 - g. Uniform standards for non business signage, including directional and informational signs.
8. Illumination.
 - a. No internally illuminated sign shall be used within 100 feet of any residential zone.
 - b. On externally illuminated signs, the light source shall be steady, stationary, shielded, downcast, and directed solely at the sign. The sign surface shall be non reflective.

- c. Illuminated signs shall send no glare onto the road or onto any neighboring residential properties.
- 9. Removal of Portable and Other Movable and Temporary Signs.
 - a. The Zoning Administrator, or other city personnel designated by the City Manager, shall cause to be removed any sign placed on or over any public right-of-way or public property that is without a valid permit or is not in compliance with the terms of a valid permit, or where such a sign is exempt from permit requirements, the sign is not in compliance with the standards and provisions of this ordinance.
 - b. Signs Related to An Adjacent Principal Use. Where a sign that is placed on or over any public right-of-way or public property in violation of this ordinance is related to a principal use of adjacent private property, the Zoning Administrator, or other city personnel designated by the City Manager, shall notify the owner of the principal use or the property that a violation exists and shall specify a time limit for removal of the sign. If the owner fails to comply with the order for removal, the Zoning Administrator, or other city personnel designated by the City Manager, shall remove the sign and the owner shall be liable for the cost of said removal and subsequent storage. If the owner does not redeem the sign within thirty (30) calendar days from the date that the sign is removed, the sign shall be deemed to be abandoned and may be disposed of by the City as abandoned property; and
 - c. Other Signs. Where a sign that is placed on or over any public right-of-way or public property in violation of this ordinance is not erected in connection with elections or political campaigns, and is unrelated to a principal use of adjacent private property, the Zoning Administrator, or other city personnel designated by the City Manager, shall remove the sign and it shall be deemed to be abandoned and may be disposed of by the City as abandoned property."

m. Specific Sign Requirements.

- 1. Animated Sign. Animated signs, except as prohibited in [Section 13](#), are permitted in Granite Ridge Development, commercial and *industrial* zones only. Changeable signs, manually activated, are permitted for nonresidential uses in all zones. Changeable signs, electrically activated, are permitted in all nonresidential zones.
- 2. Awning Sign.
 - a. The copy area of awning signs shall not exceed an area equal to 25 percent of the background area of the awning or awning surface to which such a sign is affixed or applied, or the permitted area for wall or fascia signs, whichever is less.
 - b. Neither the background color of an awning, nor any graphic treatment or embellishment thereto such as striping, patterns or valances, shall be included in the computation of sign copy area.
- 3. Canopy Signs.
 - a. The permanently-affixed copy area of *canopy* or marquee signs shall not exceed an area equal to 25 percent of the face area of the *canopy*, marquee or architectural projection upon which such sign is affixed or applied.
 - b. Graphic striping, patterns or color bands on the face of a building, *canopy*, marquee or architectural projection shall not be included in the computation of sign copy area.
- 4. Directory Signs. For businesses located on Secondary Streets within the Downtown Commercial District.

- a. Not to exceed four (4) square feet in area.
 - b. Permission must be obtained in writing from the property owner on whose premise the sign is to be placed.
 - c. These signs shall not obscure any portion of road, intersection, or sidewalk.
 - d. Not more than 25 percent of the area of any directional sign shall be permitted to be devoted to business identification or logo, which area shall not be assessed as identification sign area.
5. Directional Signs. No more than two directional signs shall be permitted per street entrance to any lot. There shall be none in residential zones. For all other zones, the maximum area for any directional sign visible from adjacent property or rights-of-way shall be 10 square feet. Not more than 25 percent of the area of any directional sign shall be permitted to be devoted to business identification or logo, which area shall not be assessed as identification sign area.
6. Development and Construction Signs. Signs temporarily erected during construction to inform the public of the developer, contractors, architects, engineers, the nature of the project or anticipated completion dates, shall be permitted in all zoning districts, subject to the following limitations:
- a. Such signs on a single residential lot, residential subdivision or multiple residential lots, and nonresidential uses shall be limited to one sign, not greater than 10 feet in height and 32 square feet in area.
 - b. Such signs for commercial or *industrial* projects shall be limited to one sign per street front.
 - c. Development and construction signs may not be displayed until after the issuance of construction permits by the building official, and must be removed not later than 24 hours following issuance of an occupancy permit for any or all portions of the project.
7. Electronic Message Sign. All permitted EMCs shall be equipped with a sensor or other device that automatically determines the ambient illumination and be programmed to automatically dim according to ambient light conditions at all times of the day or night. Electronic changing signs may be freestanding or building mounted, one or two-sided, may be a component of a larger sign or billboard, and shall conform to the following minimum requirements along with all other requirements for signage within this ordinance:
- a. Electronic Message Center portion of the sign shall not make up more than 75% of the actual sign surface. In no case shall an electronic message center exceed 32 square feet.
 - b. Animation on Static EMCs shall be limited to the actual changing of the message. No flashing, blinking, or pulsating of lights shall be allowed. Electronic Message Centers must be equipped to freeze in one position or discontinue the display in the event that a malfunction occurs.
 - c. Minimum Display Time: All illumination elements on the face of Static electronic changing signs shall remain at a fixed level of illumination for a period of not less than 8 seconds.
 - d. Software for operating the EMC must be able to show current and factory brightness levels upon request. The owner/installer of Electronic Message Displays shall certify as part of the application that signs will not exceed the brightness levels specified in this section.
 - e. The brightness shall not exceed 0.3 footcandles at night.
 - f. Flashing or animated signs (including temporary interior window displays or banners) of red, amber, or green colored lights shall not be permitted.
8. Flag. Each store front may be allowed one (1) Open or welcome flag that is position at a height so as not to impede the flow of pedestrians.

9. Home Occupation-1 Sign. No signs are permitted.
10. Home Occupation-2 Sign. There may be only one sign for the business visible from the street. The sign shall be non-illuminated and shall not exceed three (3) square feet.
11. Home Occupation-3 Sign. There may be only one sign for the business visible from the street. The sign shall be non-illuminated and shall not exceed four (4) square feet.
12. Marquee Sign. No marquee shall be erected unless designed by a registered structural engineer and approved by Director Building Zoning Licensing Services. It may extend over the sidewalk across the ROW to the curb line provided it has a minimum height above the sidewalk of ten feet above the curb level and does not exceed five feet in height.
13. Off-Premise Sign. Off premises signs are prohibited except for the following signs if permission is granted from the owner of the off premises location. A setback of at least 5 feet is required for these signs and they shall not be placed in the road right-of-way (i.e. they must be placed on private property).
 - a. One freestanding sign per ~~business~~ directing people to the site. The sign may not exceed 2 square feet per side or 4 feet in height. No illumination is allowed. It may include only the name and/or logo, with simple directions. The sign must be durable and constructed of solid, finished materials.
 - b. A real estate sign one per premise shall not exceed 6 square feet per side.
 - c. Yard sale signs (See section M 24)
 - d. A sign for an office park or industrial park may be erected at the entrance to the park on an out parcel or, with the approval of the ~~Planning Board~~, within the road right-of-way.
 - e. A promotional banner for special ~~public or nonprofit institutional~~ events may be placed anywhere in the City, including across a public road, if approved by the City Manager.
 - f. Two seasonal agricultural directional signs not to exceed 4 square feet each are permitted when intended to direct patrons to a farm for the purpose of purchasing or picking seasonal agricultural produce or products during the season within which the produce is available for sale or harvest.
 - g. One portable sign on the sidewalk in front of businesses in the Downtown Commercial, Special Downtown, ~~and~~ Neighborhood Mixed Use lying in density rings.
 - h. Road Signs.
14. Political Sign. Political Advertising. The following provisions are in addition to the political advertising controls established under RSA 664:14, 664:17, and 664:2, as amended:
 - a. Political advertising shall be defined in RSA 664:2, as amended.
 - ~~b. Political signs may not exceed 32 Square feet per side in area nor 8 feet in height.~~
- ~~15. No political advertising shall be placed or affixed upon any public property, including City rights of way. No political advertising shall be placed or affixed upon private property without the owner's consent.~~
 - ~~e. Placement of advertising. No political advertising shall be placed on or affixed to any public property including City rights of way or private property without the owner's consent. All political advertising shall be removed by the candidate no later than the second Friday~~

~~following the election unless the election is a primary and the advertising concerns a candidate who is a winner in the primary. Signs shall not be placed on or affixed to utility poles or highway signs. Political advertising may be placed within City-owned rights of way as long as the advertising does not obstruct the safe flow of traffic and the advertising is placed with the consent of the owner of land over which the right-of-way passes.~~

~~d-a.~~ Signature, Identification, Lack of Authorization shall be in accordance with RSA 664:14, as amended.

~~e-b.~~ Political signs shall not be erected in the City Adopt-A-Spots or the Rochester Common.
~~There must be a 25 foot buffer from the garden bed edge.~~

~~f-c.~~ Removal of signs shall be in accordance with RSA 664:17, as amended.

~~g.~~ City of Rochester Adopt A Spots are situated in the following locations:-

- ~~• Granite State Business Park~~
- ~~• Christmas Tree Island Granite State Business Park~~
- ~~• Strafford Square~~
- ~~• Corner of Portland Street/Olsen Way~~
- ~~• The Common~~
- ~~• Duval Park~~
- ~~• Merrill Park at City Hall & Front of City Hall~~
- ~~• Tax Revenue Office~~
- ~~• Library (Front Entrance)~~
- ~~• Public Works Department~~
- ~~• Stairs and Front RPD/Museum Way & City Hall Island~~
- ~~• Rochester Fire Department Flagpoles~~
- ~~• Rochester Community Center/Flagpole~~
- ~~• Columbus Avenue Right of Way between Hancock Street and South Main Street~~
- ~~• Gonic Center Square~~
- ~~• General Wolfe Tavern Barrels~~
- ~~• Welcome to Rochester/Route 125~~
- ~~• Union/Wakefield Street~~
- ~~• Ten Rod Road Industrial Park~~
- ~~• Airport Welcome Sign~~
- ~~• Route 125/Flagg Road~~
- ~~• East Rochester Square~~
- ~~• Elks Lodge~~
- ~~• Woodman Square Park/Charles Street~~
- ~~• Torr Park at Spaulding and Urn at Wading Pool~~

~~h-d.~~ The area and location of signs used in conjunction with uses allowed by the Board of Adjustment as special exceptions shall also be approved by the Planning Board and shall conform to the sign regulations for the district in which they are located. The area and location of such signs shall be in harmony with the character of the neighborhood in which they are located.

~~i-e.~~ No sign, except for political signs, shall be erected until a permit for same has been obtained from the Director of Building, Zoning, & Licensing Services.

~~15.~~16. Portable Sign. Portable signs shall be permitted only in the Downtown Commercial, Special Downtown Overlay, Neighborhood Mixed Use lying in Density Rings, subject to the following limitations:

- a. No more than one such sign may be displayed on any property, and shall not exceed a height of 4 feet or an area of 8 square feet per side.
- b. Any portable sign that is placed on sidewalk
 - i. Shall be situated directly in front of the business(es) which is being advertised.
 - ii. Shall not block passage along sidewalk including passage for handicapped persons and shall not present a safety hazard.
- c. May be displayed during business hours only.
- d. Appropriately placed to minimize appearance of clutter as determined by the Director of Building, Zoning, and Licensing Services.
- e. Only one sign per individual business.

~~16.~~17. Projecting Sign. Signs are permitted in the following zones:

- a. Multiple projecting signs shall be permitted on buildings having multiple occupants providing only than one projecting sign per occupant will be permitted.
- b. Projecting signs shall:
 - 1. Not overhang any public property or public right of way.
 - 2. Be attached to the side of a building with a decorative support bracket engineered to and designed to withstand wind loads.
 - 3. Extend from the side of the building no more than eleven feet.
 - 4. Be part of the wall sign calculations which cumulative total include both projecting s and wall signs shall not exceed twenty percent of the wall area to which the sign is attached.
 - 5. Such signs shall maintain a clear vertical distance above any public sidewalk a minimum of 10 feet.

~~17.~~18. Roadside Farm Stand Signs. No more than 2 signs with a maximum combined total of 20 square feet is permitted.

~~18.~~19. Real Estate Sign shall be permitted in all zoning districts, subject to the following limitations:

- a. Real estate signs located on a single residential lot shall be limited to one sign, not greater than 8 square feet in area and 6 feet in height.
- b. Real estate signs may not be illuminated in residential districts.
- c. There may be no more than one sign per street frontage except on lots with more than 500 feet of street frontage a second sign may be placed.
- d. Real estate signs shall be removed not later than 10 days after execution of a lease agreement in the event of a lease, or the closing of the sale in the event of a purchase.

~~19.~~20. Sandwich Board Sign. See portable signs.

~~20.~~21. Street Banners. Temporary street banners used to inform the public about community events and activities may be placed within or above the road right of way or in other public locations if approved by the City Manager and signed off from all departments.

~~21.~~22. Special promotion, event and grand opening signs. Signs temporarily displayed to advertise

special promotions, events and grand openings shall be permitted for nonresidential uses and for all commercial and *industrial* districts subject to the following limitations:

- a. Such signs shall be limited to one sign per street front.
- b. Such signs may be displayed for not more than 30 consecutive days in any 12-month period, and not more than 30 days in any calendar year. The signs shall be erected no more than 5 days prior to the event or grand opening, and shall be removed not more than 1 day after the event or grand opening.
- c. The total area of all such signs shall not exceed 32 square feet.

22-23. Special event signs in public ways.

Signs advertising a special community event shall be allowed in or over public rights-of-way, subject to approval by ~~City Council~~Building, Zoning, and Licensing Services official as to the size, location and method of erection. The official may not approve any special event signage that would impair the safety and convenience of use of public rights-of-way, or obstruct traffic visibility.

23-24. Window Sign. Window signs shall be permitted for any nonresidential use in, all Downtown Commercial and *industrial* districts, subject to the following limitations:

- a. The aggregate area of all such signs shall not exceed 25 % of the window area on which such signs are displayed within the Historic District.

24-25. Yard sale signs.

- a. Yard sale signs may not be placed prior to 3 days before the sale and must be removed within 24 hours after the sale. The date and time of the yard sale must be on the sign.
- b. They may not exceed 6 square feet and may not be illuminated.
- c. The signs may be placed off premises for noncommercial sales related to a single residential dwelling unit (or informal joint sales among neighbors) provided they are not placed on utility poles, are not a distraction to traffic, and comply with Requirements by Zoning District.

n. Requirements by Zoning District. The following special requirements shall apply in each respective zoning district.

1. Residential Zoning Districts.

- a. For permitted nonresidential uses one freestanding sign with a maximum area of 6 square feet per side plus one attached sign not to exceed 12 square feet is permitted. Height: Signs shall have a maximum height of six (6) ft.
- b. Internally illuminated signs (including neon signs and signage placed in a window) are not permitted.
- c. No sign may be illuminated between the hours of 9:00 p.m. and 7:00 a.m. with the exception of signage: a) showing property addresses; b) for residential communities; and c) for businesses and organizations during any specific hours in that time period that the businesses are open.

2. Nonresidential Zoning Districts

- a. Baseline. The following advertising signage is permitted for one nonresidential use occupying a single building in commercial and industrial zoning districts (except as otherwise indicated in this article). Additional allowances beyond these limitations or other restrictions for various situations are shown in the subsequent subsections
- b. Freestanding signs. Only one free standing sign shall be permitted on a lot even if there is more than one building or use on that lot. No part of any free standing sign shall be located within 5 feet of any property line.

Dimensional standards are as follows:

Zoning District	Maximum Area (in square feet)	Maximum Height (in feet)
Highway Commercial General Industrial Hospital Granite Ridge Development	75'	30'
Airport Recycling Industrial	50'	20'
Downtown Commercial	25'	15'
Neighborhood Mixed Use Office Commercial	20'	8'

Note. All signs that are to be located in the historic district are also subject to the provisions of Article XIV – Historic Overlay District

- a. Wall Signs. No wall sign shall exceed ten percent (10 %) of the area of the building frontage as measure by the width of the wall containing the main public entrance by the height (measured from the floor level to the top of the first floor cornice area, or to one foot below secondary story window) to which it is attached. For buildings with multiple tenants having store fronts only, the façade rented by the tenant shall be considered as wall area for a sign.
 - i. ~~A maximum of four (4) signs.~~
 - i. Buildings located in the Granite Ridge Development District, between the service roads and Route 11, are allowed one additional wall mounted sign per tenant is permitted on the rear façade. The same size restrictions as applied to the front façade shall determine the size of sign.
 - ii.
- b. Temporary signs. One temporary sign is allowed at any one time, including portable and banner signs. For portable signs (where they are permitted; (see below) the maximum area is 8 square feet and the maximum height is 4 feet. Banner signs, not exceeding 60 square feet, are permitted for grand openings of new business only, and may be displayed for a maximum of 30 consecutive days. Permits are required for these signs with a fee of \$10.
- c. Directory signs. For each additional independent enterprise on a site beyond one, an additional 10 square feet may be added to one freestanding directory sign not to exceed 100 square feet. Property owners of separate adjoining lots may also elect to have one joint directory sign.
- d. Attached directory signs. One additional attached directory sign of the principal uses within a multi-tenant building is permitted on the exterior wall at each entrance to the building. It shall not exceed 3 square feet plus 1 square foot for each independent enterprise.

- e. Upper floor units. Each upper floor occupant may use one attached sign placed at no higher than the second floor level – not to exceed six square feet per side for each occupant plus window signs. Window signage shall not exceed 25% of the total window area.
- f. On multiple occupant sites up to 3 portable signs for independent enterprises may be placed at the same time.
- g. Secondary Entrance. By Conditional Use Permit issued by the Planning Board any site with at least 300 feet of linear lot frontage and with a second driveway entrance located at least 200 feet from the primary entrance may have a second freestanding sign at the second entrance not to exceed 16 square feet and 8 feet in height.
- h. Corner or multiple frontage lots. By Conditional Use Permit issued by the Planning Board any corner lot or a rear frontage lot (or double frontage) may have one additional freestanding sign with a maximum area of 24 square feet is allowed on the second frontage provided the property across the street on that second frontage is not zoned residential.
- i. Specific Zoning Districts
Internally illuminated signs are permitted only in the Highway Commercial, Downtown Commercial, Granite Ridge Development, and Industrial Districts.

Sign permitted in designated zoning districts

Sign	Residential Districts				Commercial Districts				Industrial District		Special	
	R1	R2	NMU	AG	DC	OC	HC	GRD	GI	RI	HS	AS
Canopy	N	N	P	N	P	P	P	P	P	P	P	P
Changeable Copy	N	N	P	N	P	P	P	P	P	P	P	P
Electronic Message	N	N	N	N	N	N	P	P	P	N	N	N
Freestanding Pole	P	P	P	P	P	P	P	P	P	P	P	P
Interior Window	P	P	P	P	P	P	P	P	P	P	P	P
Marquee	N	N	P	P	P	P	P	P	P	P	P	P
Portable	N	N	P	N	P	N	N	N	N	N	N	N
Projecting	P	P	P	P	P	P	P	P	P	P	P	P
Wall	P	P	P	P	P	P	P	P	P	P	P	P
Window	P	P	P	P	P	P	P	P	P	P	P	P

**Signs which are permitted in the designated zone are indicated with a “P”, and signs which are not permitted are indicated with an “N”.

Zoning Ordinance 42.8 (j) GRD Zone Design Standards

4. Signage. All provisions of Section 42.29 , Signage, herein shall apply ~~except for the following allowances:~~

~~A. For buildings located between the Service Road and Route 11, an additional building mounted sign is permitted.~~

~~B. Off premises directory style signs and off premises directional signs are permitted by conditional use by the Planning Board.~~



6/11/15

City of Rochester Formal Council Meeting

AGENDA BILL

NOTE: Agenda Bills are due by 10 AM on the Monday the week before the City Council Meeting.

AGENDA SUBJECT **City Hall Annex Renovation - Report by Oakpoint Architects**

COUNCIL ACTION ITEM ☐
INFORMATION ONLY ☒

FUNDING REQUIRED? YES ☐ NO ☒
* IF YES ATTACH A FUNDING RESOLUTION FORM

RESOLUTION REQUIRED? YES ☐ NO ☒

FUNDING RESOLUTION FORM? YES ☐ NO ☒

AGENDA DATE	June 16, 2015		
DEPT. HEAD SIGNATURE			
DATE SUBMITTED	June 8, 2015		
ATTACHMENTS YES <input type="checkbox"/> NO <input type="checkbox"/>	* IF YES, ENTER THE TOTAL NUMBER OF PAGES ATTACHED		

COMMITTEE SIGN-OFF

COMMITTEE	
CHAIR PERSON	

DEPARTMENT APPROVALS

DEPUTY CITY MANAGER	
CITY MANAGER	

FINANCE & BUDGET INFORMATION

DIRECTOR OF FINANCE APPROVAL	
SOURCE OF FUNDS	Bonded Project
ACCOUNT NUMBER	
AMOUNT	
APPROPRIATION REQUIRED YES <input type="checkbox"/> NO <input type="checkbox"/>	

LEGAL AUTHORITY

SUMMARY STATEMENT

Ken Weston from Oakpoint Architects will deliver to the Council his report on the City Hall Annex Project.

RECOMMENDED ACTION

Consider the option to increase the current bond appropriation of \$3,000,000 by \$633,000. The added annual debt service would be approximately \$42k/yr and added interest paid over the 20 year term would be approximately \$217k.

City of Rochester, New Hampshire

CAPITAL PROJECT REQUEST FORM

Capital Improvements for Fiscal Years 2015 - 2020

Request Type:

- ☒ New
☐ Modification
☐ Continuation

1) Department: Public Buildings	2) FY: 2015 2a) Project #: 14	3) Project Title: City Hall Annex Renovation																													
4) Type of Project: Buildings Improvements		5) Expected Useful Life: 50 Years	<input type="checkbox"/> Recurring <input checked="" type="checkbox"/> Non-Recurring																												
6) Location: City Hall		7) Total Project Cost: \$3,000,000 7a) Current FY Cost \$3,000,000																													
8) Project Priority or Need: Desirable		9) Anticipated Funding Source(s): Bond																													
10) General Description: This is to fund engineering/architectural services to include conceptual design, full design, & construction management for the City Hall Annex (Old PD Building). This will also fund actual construction costs for the building upgrades.																															
11) Justification This project is to produce usable office & conference space in the Annex to provide additional space for overcrowded staff at City Hall.																															
12) Relationship to Other Projects None.																															
13) Net Effect on Operating Costs: <table> <tr> <td>Personnel Services:</td> <td>\$0.00</td> </tr> <tr> <td>Supplies & Materials:</td> <td>\$0.00</td> </tr> <tr> <td>Charges & Services:</td> <td>\$0.00</td> </tr> <tr> <td>Other:</td> <td>\$0.00</td> </tr> <tr> <td>Other:</td> <td>\$0.00</td> </tr> <tr> <td>Other:</td> <td>\$0.00</td> </tr> <tr> <td>Total Expenses:</td> <td>\$0.00</td> </tr> </table>		Personnel Services:	\$0.00	Supplies & Materials:	\$0.00	Charges & Services:	\$0.00	Other:	\$0.00	Other:	\$0.00	Other:	\$0.00	Total Expenses:	\$0.00	14) Net Effect on Operating Revenues: <table> <tr> <td>Licenses & Permits:</td> <td>\$0.00</td> </tr> <tr> <td>Fines & Forfeits:</td> <td>\$0.00</td> </tr> <tr> <td>Use of Property & Money:</td> <td>\$0.00</td> </tr> <tr> <td>Intergovernmental:</td> <td>\$0.00</td> </tr> <tr> <td>Current Service Charges:</td> <td>\$0.00</td> </tr> <tr> <td>Other:</td> <td>\$0.00</td> </tr> <tr> <td>Total Revenues:</td> <td>\$0.00</td> </tr> </table>		Licenses & Permits:	\$0.00	Fines & Forfeits:	\$0.00	Use of Property & Money:	\$0.00	Intergovernmental:	\$0.00	Current Service Charges:	\$0.00	Other:	\$0.00	Total Revenues:	\$0.00
Personnel Services:	\$0.00																														
Supplies & Materials:	\$0.00																														
Charges & Services:	\$0.00																														
Other:	\$0.00																														
Other:	\$0.00																														
Other:	\$0.00																														
Total Expenses:	\$0.00																														
Licenses & Permits:	\$0.00																														
Fines & Forfeits:	\$0.00																														
Use of Property & Money:	\$0.00																														
Intergovernmental:	\$0.00																														
Current Service Charges:	\$0.00																														
Other:	\$0.00																														
Total Revenues:	\$0.00																														

Department: FY: Project #: Project Title:

Public Buildings	2015	14	City Hall Annex Renovation
------------------	------	----	----------------------------

15) Project Components:	Fiscal Year 2015	Fiscal Year 2016	Fiscal Year 2017	Fiscal Year 2018	Fiscal Year 2019	Fiscal Year 2020	Six-Year Total
Buildings Improvements	\$3,000,000	\$0	\$0	\$0	\$0	\$0	\$3,000,000
TOTAL:	\$3,000,000	\$0	\$0	\$0	\$0	\$0	\$3,000,000

16) Project Fund Sources	Fiscal Year 2015	Fiscal Year 2016	Fiscal Year 2017	Fiscal Year 2018	Fiscal Year 2019	Fiscal Year 2020	Six-Year Total
Bond: City/School	\$3,000,000	\$0	\$0	\$0	\$0	\$0	\$3,000,000
TOTAL:	\$3,000,000	\$0	\$0	\$0	\$0	\$0	\$3,000,000

17) Implications of Deferring Project:

18) Project Alternatives:

ANNEX RENOVATION**TOTAL PROJECT COST****City of Rochester, New Hampshire****Oak Point Associates**

City Hall Annex
Rochester, NH

City Hall Annex Report

May 11, 2015

A RENOVATION

Renovation	\$	2,720,000
Subtotal	\$	2,720,000

B ADMINISTRATIVE COST & RESERVE

Technology and Equipment	\$	120,000
Advertising/Insurance/legal	\$	8,500
Bid Contingency 5%	\$	136,000
Construction Contingency 10%	\$	272,000
Subtotal	\$	536,500

C FEES AND SERVICES

Architect/Engineer (9%)	\$	244,800
A/E Reimbursable	\$	3,500
Environmental Permitting	\$	-
Surveys/Soils/Testing	\$	10,500
A/E Construction Services (2%)	\$	54,400
Clerk of the Works	\$	63,000
Subtotal	\$	376,200

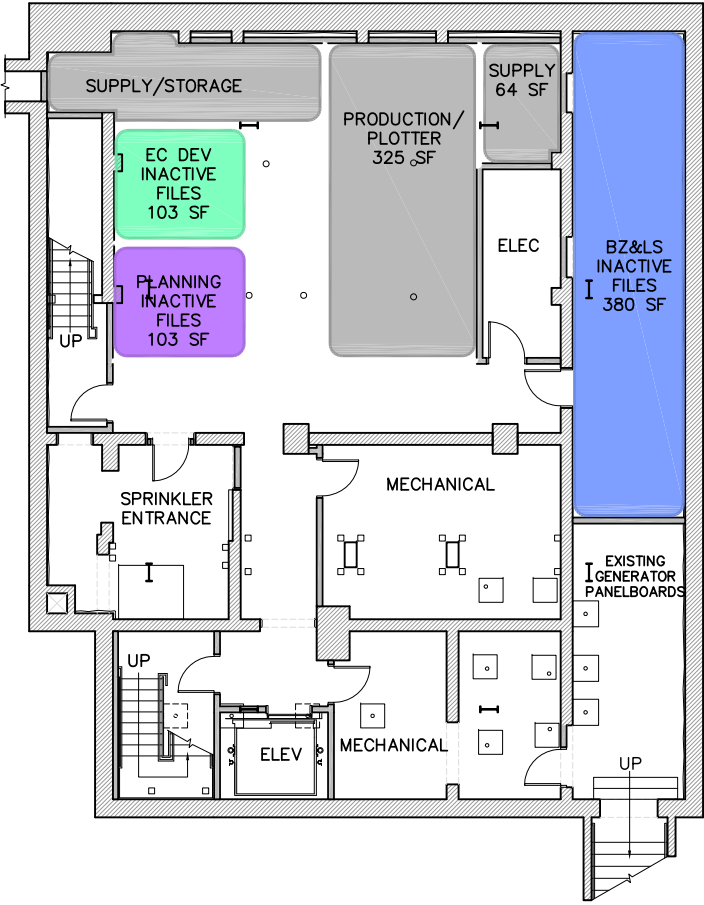
D TOTAL PROJECT COST (Rounded)	\$	3,633,000
---------------------------------------	-----------	------------------

ESTIMATE WORKSHEET	ORIGINATING OFFICE Oak Point Associates		DATE SUBMITTED 05/11/15		PROJECT NO. 21404.12		6/11/15		CONTRACT NO.
	PROJECT AND CITY CITY HALL ANNEX RENOVATION ROCHESTER, NEW HAMPSHIRE				PURPOSE City Hall Annex Report				
					ITEM STRUCTURAL				
	ESTIMATE VALID TO: Fall 2015			ESTIMATED BY Oak Point Associates		DATE 05/11/15		SHEET NO. 4 OF 8	
DESCRIPTION OF WORK			QUANTITY		MATERIAL		LABOR		SUBTOTALS
			NO. UNITS	UNIT MEAS.	PER UNIT	SUBTOTAL	PER UNIT	SUBTOTAL	
STRUCTURAL									
FLOORING									
OPTION 1 - REINFORCE EXISTING SECOND FLOOR FRAMING									
REMOVALS									
Temporary shoring			1	job	\$15,000.00	\$15,000.00	\$35,000.00	\$35,000.00	\$50,000
Remove split wood columns (south end)			25	lf			\$18.00	\$450.00	\$450
Remove wood stairs (floor to floor)			4	ea			\$750.00	\$3,000.00	\$3,000
Remove steel framing at stairs			1	job			\$2,000.00	\$2,000.00	\$2,000
Remove 2x4 load bearing walls @ stairs			1,000	sf			\$1.75	\$1,750.00	\$1,750
Sawcut/remove sec of I24x80 for stairs/elev			14	lf			\$50.00	\$700.00	\$700
Sawcut/remove sec of conc floor for stairs/elev			500	sf			\$15.00	\$7,500.00	\$7,500
Sawcut/remove sec of concrete slab-on-grade			1,500	sf			\$10.00	\$15,000.00	\$15,000
Excavate and backfill soils at footings			115	cy	\$26.00	\$2,990.00	\$15.00	\$1,725.00	\$4,715
Remove skewed pipe column (basement)			11	lf			\$20.00	\$220.00	\$220
Remove timber frame skewed column (basemt)			11	lf			\$20.00	\$220.00	\$220
REMOVALS SUBTOTAL:									\$85,555
DIVISION 3 - CONCRETE:									
Reinforced concrete footings (new flr framing)			25	cy	\$150.00	\$3,750.00	\$300.00	\$7,500.00	\$11,250
Reinforced concrete footings (new stairs/elev)			10	cy	\$150.00	\$1,500.00	\$300.00	\$3,000.00	\$4,500
Elevated concrete slab (exist stair infill)			150	sf	\$2.00	\$300.00	\$2.50	\$375.00	\$675
Dowels into elevated slab (exist stair infill)			70	ea	\$5.00	\$350.00	\$18.00	\$1,260.00	\$1,610
Replace section of concrete slab-on-grade			25	sf	\$3.00	\$75.00	\$4.00	\$100.00	\$175
Dowels into existing concrete slab-on-grade			16	ea	\$5.00	\$80.00	\$18.00	\$288.00	\$368
DIVISION 3 SUBTOTAL:									\$18,578
DIVISION 4 - MASONRY:									
Repair load bearing brick walls/pilasters			1	job	\$2,000.00	\$2,000.00	\$6,000.00	\$6,000.00	\$8,000
Brick infill at unused wall openings			1	job	\$1,000.00	\$1,000.00	\$2,000.00	\$2,000.00	\$3,000
DIVISION 4 SUBTOTAL:									\$11,000
DIVISION 5 - METALS									
WF steel beams (added floor framing)			3	ton	\$1,950.00	\$5,850.00	\$1,000.00	\$3,000.00	\$8,850
WF steel beams (below exist girder as reinf)			1	ton	\$1,950.00	\$1,950.00	\$1,000.00	\$1,000.00	\$2,950
WF steel beams (new stair/elev framing)			1	ton	\$1,950.00	\$1,950.00	\$1,000.00	\$1,000.00	\$2,950
Steel columns (floor framing)			6	ton	\$1,950.00	\$11,700.00	\$1,000.00	\$6,000.00	\$17,700
Steel columns (new stair/elev framing)			2	ton	\$1,950.00	\$3,900.00	\$1,000.00	\$2,000.00	\$5,900
Steel deck at stair infill locations			150	sf	\$2.50	\$375.00	\$3.75	\$562.50	\$938
Steel lintels over brick openings			1	job	\$2,000.00	\$2,000.00	\$4,000.00	\$4,000.00	\$6,000
Replace skewed pipe column (basement)			1	job	\$175.00	\$175.00	\$600.00	\$600.00	\$775
Steel beam below exist girder connections			80	lf	\$10.00	\$800.00	\$30.00	\$2,400.00	\$3,200
Exist beam/beam, beam/column connections			1	job	\$1,000.00	\$1,000.00	\$4,500.00	\$4,500.00	\$5,500
Repair split cols			1	job	\$500.00	\$500.00	\$2,500.00	\$2,500.00	\$3,000
DIVISION 5 SUBTOTAL:									\$57,763
DIVISION 6 - WOOD									
Modify joist connections at basement windows			4	ea	\$50.00	\$200.00	\$175.00	\$700.00	\$900
Provide joist connections to new framing			75	ea	\$5.00	\$375.00	\$18.00	\$1,350.00	\$1,725
DIVISION 6 SUBTOTAL:									\$2,625
FLOORING OPTION 1 SUBTOTAL					68				\$175,521

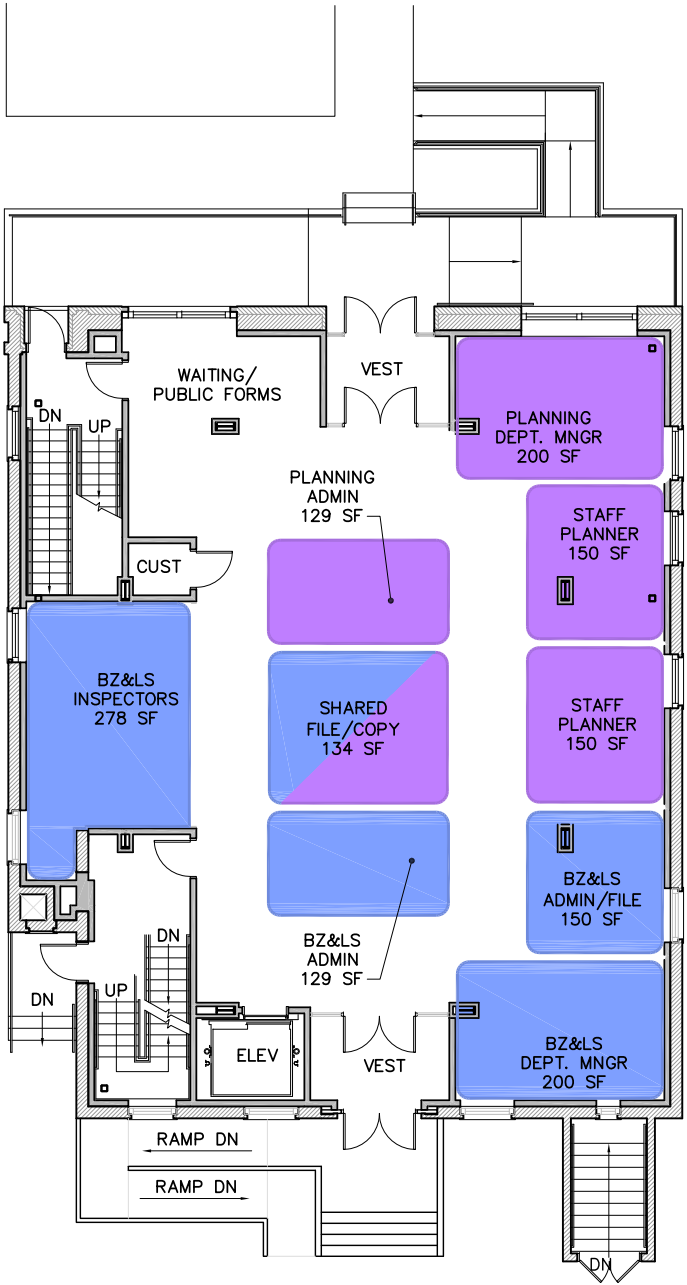
ESTIMATE WORKSHEET	ORIGINATING OFFICE Oak Point Associates		DATE SUBMITTED 05/11/15		PROJECT NO. 21404.12		6/11/15		CONTRACT NO.
	PROJECT AND CITY CITY HALL ANNEX RENOVATION ROCHESTER, NEW HAMPSHIRE					PURPOSE City Hall Annex Report			
						ITEM STRUCTURAL			
	ESTIMATE VALID TO: Fall 2015			ESTIMATED BY Oak Point Associates		DATE 05/11/15		SHEET NO. 5 OF 8	
DESCRIPTION OF WORK			QUANTITY		MATERIAL		LABOR		SUBTOTALS
			NO. UNITS	UNIT MEAS.	PER UNIT	SUBTOTAL	PER UNIT	SUBTOTAL	
OPTION 2 - REMOVE AND REPLACE SECOND FLOOR FLOORING SYSTEM									
REMOVALS									
Remove 2nd floor concrete deck and framing			3,420	sf			\$5.00	\$17,100.00	\$17,100
Remove 2x4 load bearing walls @ stairs			1,000	sf			\$1.75	\$1,750.00	\$1,750
Sawcut/remove sec of conc floor for stairs/elev			250	sf			\$15.00	\$3,750.00	\$3,750
Sawcut/remove sec of concrete slab-on-grade			2,000	sf			\$10.00	\$20,000.00	\$20,000
Excavate and backfill soils at footings			150	cy	\$26.00	\$3,900.00	\$15.00	\$2,250.00	\$6,150
Remove skewed pipe column (basement)			11	lf			\$15.00	\$165.00	\$165
Remove timber frame skewed column (basemt)			11	lf			\$15.00	\$165.00	\$165
REMOVALS SUBTOTAL:									\$49,080
DIVISION 3 - CONCRETE:									
Reinforced concrete footings			30	cy	\$150.00	\$4,500.00	\$300.00	\$9,000.00	\$13,500
Elevated concrete slab (exist stair infill)			40	sf	\$2.00	\$80.00	\$2.50	\$100.00	\$180
2nd floor elevated concrete slab			3,420	sf	\$2.00	\$6,840.00	\$2.25	\$7,695.00	\$14,535
Dowels into elevated slab (exist stair infill)			22	ea	\$5.00	\$110.00	\$18.00	\$396.00	\$506
Replace section of concrete slab-on-grade			25	sf	\$3.00	\$75.00	\$5.00	\$125.00	\$200
Dowels into existing concrete slab-on-grade			16	ea	\$5.00	\$80.00	\$18.00	\$288.00	\$368
DIVISION 3 SUBTOTAL:									\$29,289
DIVISION 4 - MASONRY:									
Repair load bearing brick walls/pilasters			1	job	\$3,000.00	\$3,000.00	\$7,500.00	\$7,500.00	\$10,500
Brick infill at unused wall openings			1	job	\$1,000.00	\$1,000.00	\$2,000.00	\$2,000.00	\$3,000
DIVISION 4 SUBTOTAL:									\$13,500
DIVISION 5 - METALS									
WF steel beams			6	ton	\$1,950.00	\$11,700.00	\$1,000.00	\$6,000.00	\$17,700
Steel columns			5	ton	\$1,950.00	\$9,750.00	\$1,000.00	\$5,000.00	\$14,750
Steel deck (exist stair infill)			40	sf	\$2.50	\$100.00	\$3.50	\$140.00	\$240
Steel deck			3,420	sf	\$2.50	\$8,550.00	\$1.90	\$6,498.00	\$15,048
Steel lintels over brick openings			1	job	\$2,000.00	\$2,000.00	\$4,000.00	\$4,000.00	\$6,000
Replace skewed pipe column (basement)			1	job	\$200.00	\$200.00	\$600.00	\$600.00	\$800
Exist beam/beam, beam/column connections			1	job	\$1,500.00	\$1,500.00	\$4,500.00	\$4,500.00	\$6,000
Existing column to footing connections			12	ea	\$50.00	\$600.00	\$200.00	\$2,400.00	\$3,000
DIVISION 5 SUBTOTAL:									\$63,538
DIVISION 6 - WOOD									
Modify joist connections at basement windows			4	ea	\$50.00	\$200.00	\$150.00	\$600.00	\$800
Replace timber frame skewed column (basemt)			1	ea	\$200.00	\$200.00	\$600.00	\$600.00	\$800
DIVISION 6 SUBTOTAL:									\$1,600
FLOORING OPTION 2 SUBTOTAL (RECOMMENDED)									\$157,007
REINFORCE ROOF STRUCTURE									
Temporary shoring			1	job	\$8,000.00	\$8,000.00	\$25,000.00	\$25,000.00	\$33,000
DIVISION 5 - METALS									
Steel Channels			4.0	ton	\$1,950.00	\$7,800.00	\$1,000.00	\$4,000.00	\$11,800
Connection to Existing Members			1	job	\$500.00	\$500.00	\$3,000.00	\$3,000.00	\$3,500

[illegible]

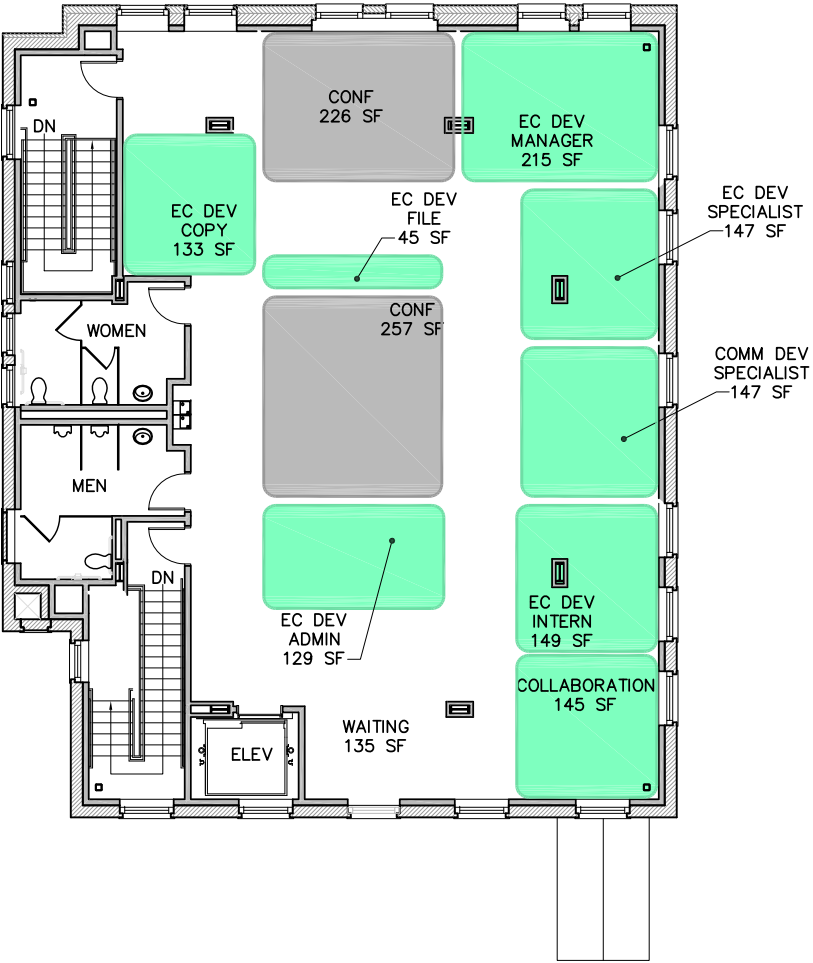
ESTIMATE WORKSHEET	ORIGINATING OFFICE Oak Point Associates		DATE SUBMITTED 05/11/15		PROJECT NO. 21404.12		6/11/15		CONTRACT NO.
	PROJECT AND CITY CITY HALL ANNEX RENOVATION ROCHESTER, NEW HAMPSHIRE				PURPOSE City Hall Annex Report				
					ITEM ARCHITECTURAL				
ESTIMATE VALID TO: Fall 2015			ESTIMATED BY Oak Point Associates		DATE 05/11/15		SHEET NO. 7 OF 8		
DESCRIPTION OF WORK	QUANTITY		MATERIAL		LABOR		SUBTOTALS		
	NO. UNITS	UNIT MEAS.	PER UNIT	SUBTOTAL	PER UNIT	SUBTOTAL			
ARCHITECTURAL									
DIVISION 02 - REMOVALS									
Remove brick at windows/ openings	300	sf			\$5.00	\$1,500.00		\$1,500.00	
Remove exterior door	2	ea			\$60.00	\$120.00		\$120.00	
Remove elevated walkway	3,057	cu ft			\$7.00	\$21,399.00		\$21,399.00	
Hazmat disposal @ 2nd floor system	1	job						\$15,000.00	
DIVISION 04 - MASONRY									
Repoint brick	981	sf	\$5.00	\$4,905.00	\$15.00	\$14,715.00		\$19,620.00	
Resetting brick (moderate)	623	sf	\$7.50	\$4,672.50	\$17.50	\$10,902.50		\$15,575.00	
Resetting brick (intensive)	275	sf	\$10.00	\$2,750.00	\$20.00	\$5,500.00		\$8,250.00	
DIVISION 05 - METALS									
Stairway	4	flt	\$17,100.00	\$68,400.00	\$3,050.00	\$12,200.00		\$80,600.00	
Misc. metals	1	ls	\$2,500.00	\$2,500.00	\$2,500.00	\$2,500.00		\$5,000.00	
DIVISION 07 - THERMAL & MOISTURE PROTECTION									
Rigid insulation	11,228	sf	\$1.00	\$11,228.00	\$0.50	\$5,614.00		\$16,842.00	
Structural fire resistance	1	ls	\$5,000.00	\$5,000.00	\$5,000.00	\$5,000.00		\$10,000.00	
Firestopping	1	ls	\$1,000.00	\$1,000.00	\$1,250.00	\$1,250.00		\$2,250.00	
DIVISION 08 - DOORS AND WINDOWS									
Single door (incl frame and hardware)	14	ea	\$900.00	\$12,600.00	\$200.00	\$2,800.00		\$15,400.00	
Double door (incl frame and hardware)	2	ea	\$1,100.00	\$2,200.00	\$200.00	\$400.00		\$2,600.00	
Window (Single)	29	ea	\$1,800.00	\$52,200.00	\$500.00	\$14,500.00		\$66,700.00	
Window (Storefront)	1,000	sf	\$45.00	\$45,000.00	\$32.00	\$32,000.00		\$77,000.00	
Misc. openings	1	ls	\$2,500.00	\$2,500.00	\$2,500.00	\$2,500.00		\$5,000.00	
DIVISION 09 - FINISHES									
Gyp Bd & Mtl stud wall assemblies	9,054	sf	\$2.00	\$18,108.00	\$3.10	\$28,067.40		\$46,175.40	
Tenant fit-out (Floors 1&2)	6,767	sf	\$10.00	\$67,666.67	\$10.00	\$67,666.67		\$135,333.33	
Tenant fit-out (basement)	3,383	sf	\$8.00	\$27,064.00	\$8.00	\$27,064.00		\$54,128.00	
DIVISION 10 - SPECIALTIES									
Signage	1	ls	\$2,000.00	\$2,000.00	\$800.00	\$800.00		\$2,800.00	
Fire extinguisher & cabinet	3	ea	\$155.00	\$465.00	\$100.00	\$300.00		\$765.00	
DIVISION 12 - FURNISHINGS									
Roller shades	700	sf	\$6.00	\$4,200.00	\$2.00	\$1,400.00		\$5,600.00	
DIVISION 14 - CONVEYING EQUIPMENT									
Electric traction elevator (1500 lb)	1	ea	\$65,000.00	\$65,000.00	\$30,000.00	\$30,000.00		\$95,000.00	
ARCHITECTURAL SUBTOTAL								\$702,658	
DESIGN CONTINGENCY 10%								\$70,266	
SUBTOTAL:								\$772,924	
ESCALATION 5%								\$38,646	
SUBTOTAL:								\$811,570	
GENERAL CONTRACTOR OVERHEA 10%								\$81,157	
SUBTOTAL:								\$892,727	
BOND 1.50%								\$13,391	
SUBTOTAL:								\$906,118	



BASEMENT FLOOR PLAN



FIRST FLOOR PLAN



SECOND FLOOR PLAN

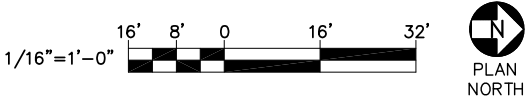
- LEGEND**
- BUILDING, ZONING, AND LICENSING
 - PLANNING
 - ECONOMIC DEVELOPMENT
 - COMMON AREA

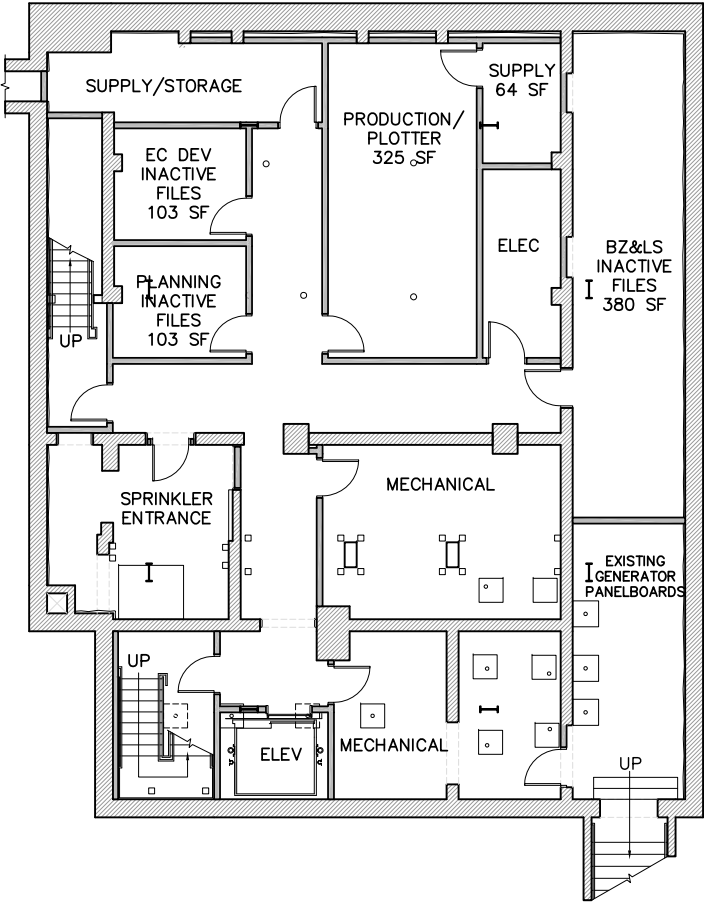
CONCEPT FLOOR PLANS: RENOVATION

City of Rochester - City Hall Annex Study
Rochester, NH

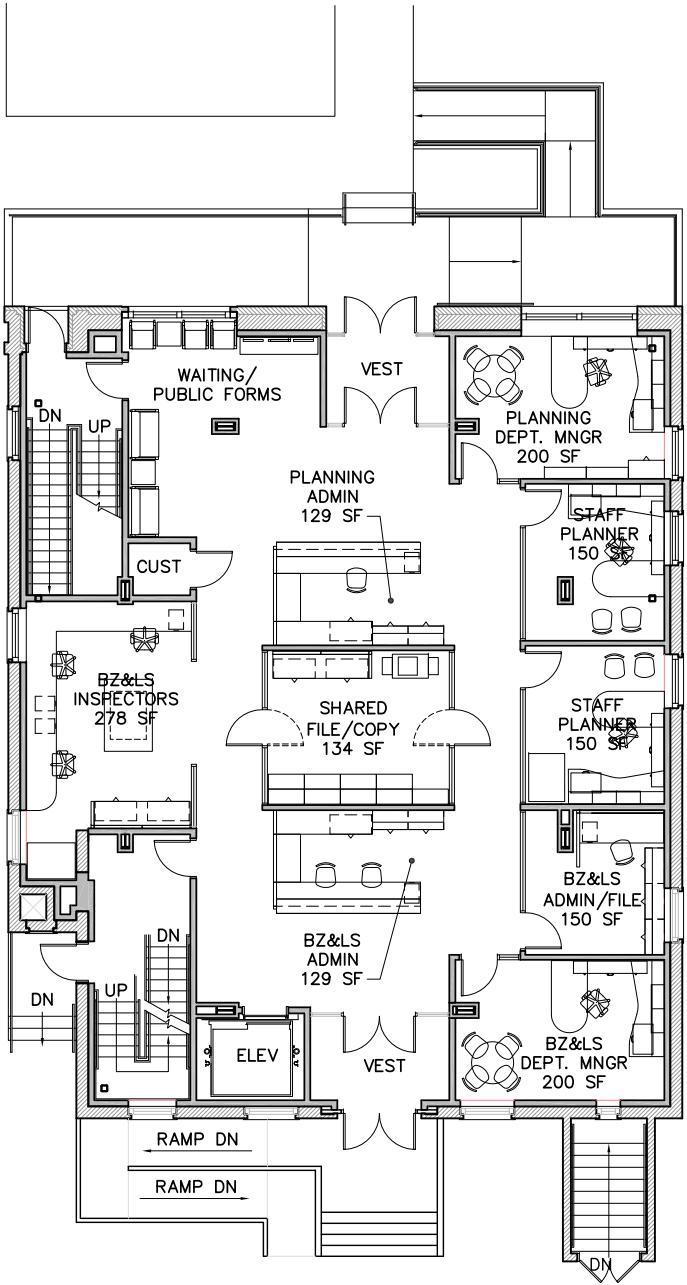
MAY 11, 2015

12 May, 2015 - 4:31pm
C:\Dfile\21404.12-annexconcepts-REV.dwg

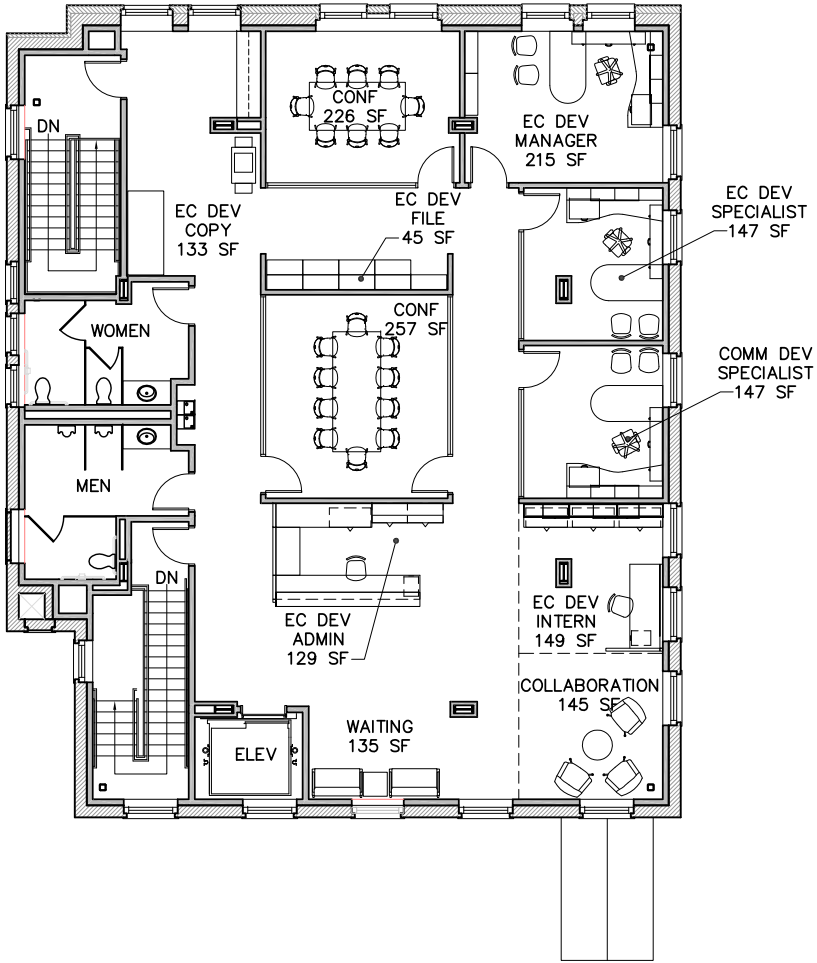




BASEMENT FLOOR PLAN



FIRST FLOOR PLAN



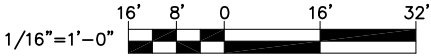
SECOND FLOOR PLAN

CONCEPT FLOOR PLANS: RENOVATION

City of Rochester - City Hall Annex Study
Rochester, NH

MAY 11, 2015


12 May, 2015 - 4:32pm
C:\Dfile\21404.12-annexconcepts-REV.dwg



ARCHITECTURE ■ ENGINEERING ■ PLANNING

May 2015
Department Reports

- Assessing P. 77
- City Clerk's Office P. 79
- Department of Building, Zoning, and Licensing Services P. 81
- Economic Development Department P. 87
- Finance Department P. 107
- Fire Department P.185
- Library P. 209
- Planning Department P. 211
- Police Department P. 215
- Public Works Department P. 227
- Recreation and Arena P. 231
- Tax Collector P. 233
- Welfare P. 235



This page has
been
intentionally left
blank.





6/11/15

City of Rochester, New Hampshire

Assessor's Office

19 Wakefield Street

Rochester, New Hampshire 03867-1915

(603) 332-5109

Email: assessor@rochester.net

Web Site: www.rochesternh.net

June 9, 2015

To: City Manager/Council


From: Verna Sharpe, Assessing

Subject: May Council Report

Revenue Received/Collection Warrants issued:

Timber Tax	\$6,356.58
Property Record Cards, Maps & Copies	\$ 33.00

- During May, work commenced on the 2015 tax year with the transfer of values, exemptions and credits to the Munis Financial Software System for the Preliminary June bill.
- As we did last year at this time, we are sending out letters to 1/3 of those with Veterans Credits to verify that the credit is warranted. Recipients of the Blind Exemption will also be contacted. This is a DRA requirement for our five year review.
- The entire Assessing staff attended the Northeastern Regional Association of Assessing Officers Educational Conference in May. It was held in Portsmouth which was a rare opportunity for local assessors to take part in the great variety of educational offerings.



This page has
been
intentionally left
blank.





City Clerk's Office
City Hall - First Floor
31 Wakefield Street, Room 105
ROCHESTER, NEW HAMPSHIRE 03867-1917
(603) 332-2130 - Fax (603) 509-1915
Web Site: <http://www.rochesternh.net>

Clerk of the Council
 Elections
 Vital Records
 Dog Licensing
 Notary Public Services

City Clerk's Report 2015

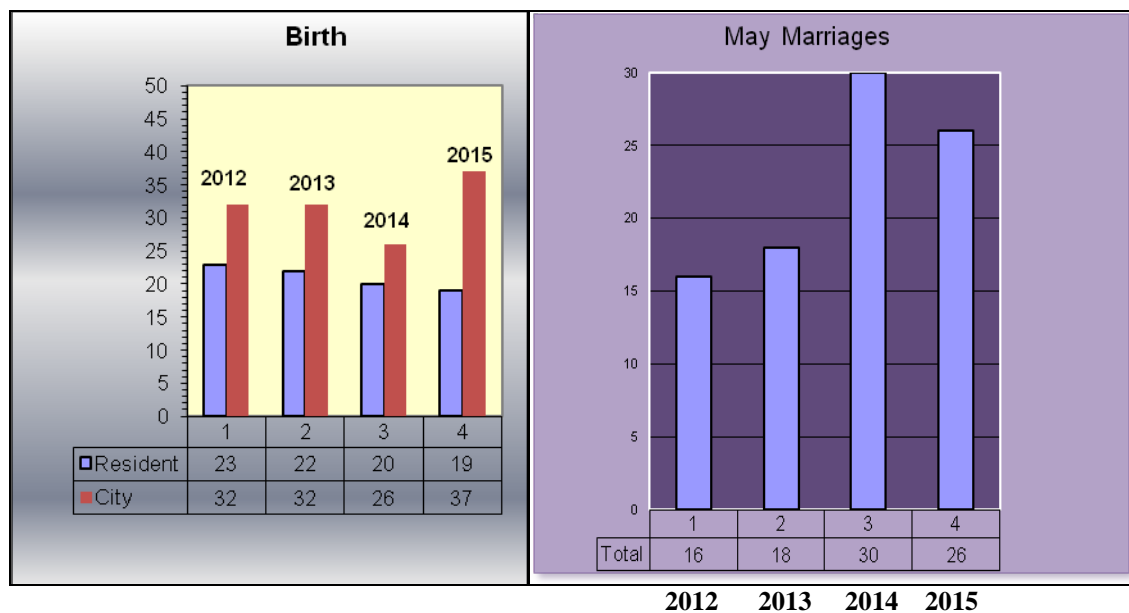
June 16, 2015

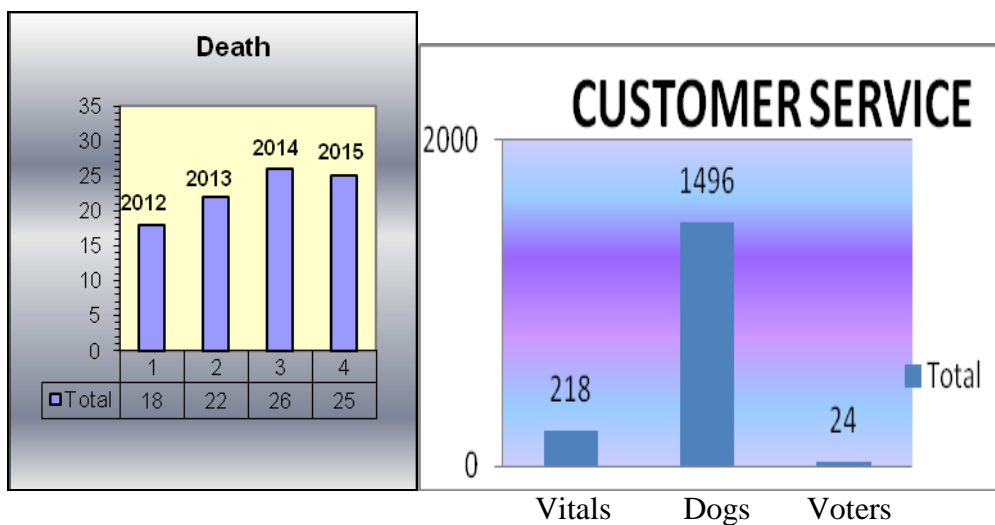
Vital Statistics

The City Clerk's staff issued 218 initial copies of vital records, 134 subsequent copies of vital records, and 26 marriage licenses in May. The New Hampshire Division of Vital Records Administration generated the following report of statistics for the City of Rochester: there were 37 babies born in Rochester during the month of May, 19 of which were of Rochester residents; a total of 25 resident deaths occurred in Rochester during the month of May.

Revenue – Vital Records/Marriage Licenses

	State	City
Initial/Subsequent copies	\$2,414	\$2,196
Marriage Licenses	<u>\$ 988</u>	<u>\$ 182</u>
	\$3,402	\$2,378





Dog Licensing

The City Clerk's office licensed 1,496 dogs during the month of May.

Elections

[Voter registration summary by party as of May 31, 2015:](#)

	<u>Democrats</u>	<u>Republicans</u>	<u>Undeclared</u>	<u>Total</u>
<u>Ward 1</u>	917	968	1,246	3,131
<u>Ward 2</u>	857	987	1,336	3,180
<u>Ward 3</u>	885	1,005	1,254	3,144
<u>Ward 4</u>	785	742	1,331	2,858
<u>Ward 5</u>	783	877	1,353	3,013
<u>Ward 6</u>	844	677	1,203	2,724
	5,071	5,256	7,723	18,050

Respectfully submitted,

Marcia H. Roddy

Marcia H. Roddy
Deputy City Clerk



6/11/15

City of Rochester, New Hampshire

Department of Building, Zoning and Licensing Services

31 Wakefield Street * Rochester, NH 03867
(603) 332-3508 * Fax (603) 509-1912

May 2015

APPLICATIONS REVIEWED BY THE ZONING BOARD

2015-09 Application by Peter Cicolini/ Brookside Property Services Inc. for a Variance to allow a sixth rental unit, in the Downtown Commercial Zone. This request is according to the City's Zoning Ordinance, Article 42, Section 19, Subsection (a)

Location: 1 Lincoln St.
Map 125 Lot 135, Downtown Commercial Zone

The above Variance was unanimously Approved as presented, by the five voting members at the Zoning Board of Adjustment May 13, 2015 meeting with the following criteria: The variance will not be contrary to the public interest because: It will not compromise the provision of adequate light and air. The variance will not be contrary to the public interest because: It will not compromise the provision of adequate light and air. The spirit of the ordinance is observed because: It will not negatively impact health and the general welfare.

If granted, the benefit to this individual applicant outweighs any harm to the community as a whole. The value of surrounding properties will not be diminished because: It will not generate levels of noise, light, activity or traffic that are significantly different from that which currently exists. activity or traffic are not problematic.

2015-10 Application by Ayoub Engineering, Inc. for a Variance to allow replacement of existing ID sign and add canopy pectens. This request is according to the City's Zoning Ordinance, Article 42.29, Section c) (3) & (5) and (f) (6.)

Location: 130 Washington St. Map 123 Lot 68, Highway Commercial Zone

The above Variance was Approved for the following reasons: It will not be contrary to the public interest because it will not reduce safety from fires, panic, and other dangers. The spirit of the ordinance is observed because it will not hamper the proper use of natural resources. If granted, the benefit to this individual applicant outweighs any harm to the community as a whole. The value of surrounding properties will not be diminished because: It will not generate levels of noise, light, activity or traffic that are significantly different from that which currently exists.

2015-11 Application by Omer Croteau for a Variance to allow conversion of a single family home to a four unit apartment building with less square footage of minimum lot area than what is required. This request is according to the City's Zoning Ordinance, Article 42 Section 19 Dimensional Regulations, Table 19 B.

Location: 9 Central Ave. Map 120 Lot 373, Downtown Commercial Zone.

The above Variance was postponed to the June 10, 2015 Zoning Board of Adjustment meeting to give Mr. Croteau time to redesign his plans for another review.

End of Month Council Report

To the Honorable Mayor and City Council of the City of Rochester, the following is a summary of the revenue collected and the activities performed by the Department of Building, Zoning and Licensing Services for the month of May 2015 with fiscal Year to Date

Department Revenue

	Current Month		Year to Date		Projected Revenue
Food Establishments	\$	3,288.50	\$	18,609.50	\$ 29,000.00
Taxi Service Permits	\$	10.00	\$	880.00	\$ 700.00
Amusement License	\$	0.00	\$	2,850.00	\$ 4,000.00
Building Permits	\$	15,159.00	\$	371,421.00	\$ 250,000.00
Hawkers & Peddlers	\$	100.00	\$	225.00	\$ 500.00
Postage	\$	0.00	\$	993.55	\$ 1,000.00
Second Hand Dealer	\$	0.00	\$	1,593.00	\$ 1,000.00
Pawnbroker License	\$	0.00	\$	200.00	\$ 100.00
Junk Yard & MVJY	\$	25.00	\$	125.00	\$ 175.00
Zoning Applications	\$	0.00	\$	3,850.00	\$ 7,000.00
Misc. Permits and Fees	\$	54.00	\$	1,239.80	\$ 100.00
GROSS REVENUE	\$	18,636.50	\$	401,986.85	\$ 293,575.00
Fees Refunded	\$	275.00	\$	1,095.00	
Fees Waived – Veteran	\$	590.00	\$	5,128.00	
Fees Waived - Municipal	\$	0.00	\$	19,292.00	
Total	\$	865.00	\$	25,515.00	
NET REVENUE	\$	17,771.50	\$	376,471.85	

Department Activities

6/11/15


Permits :		Licenses :		Actions:	
Foundation Only	0	Second Hand Dealer	0	Building Final	18
Building Permit	87	Junk Dealer	0	Demo	0
Demolition Permit	6	Motor Vehicle Junk Yard	0	Electric Final	27
Sign Permit	5	Pawn Broker	0	Electric Rough	10
Plumbing Permit	13	Taxi - Owner	0	Electrical Underground	2
Electrical Permit	40	Taxi - Driver	1	Foundation	10
Mechanical Permit	86	Taxi - Vehicle	0	Framing	8
Pool Permit	1	Health	0	Gas Line	8
Fire Alarm/Sprinkler	7	Mechanical Devices	0	Health Inspection	46
Violation	12	Day Care	0	Insulation	0
		Temporary Food	4	Mechanical Final	18
		Video Games	0	Mechanical Rough	3
		Movie Theater	0	Perm Service	0
		Pool Table	0	Plumbing Final	14
		Hawkers & Peddlers	2	Plumbing Rough	5
		Mobile Home Parks	0	Plumbing Underground	1
		Food Establishments	3	Pool Bonding	1
				Pool Final	0
				Re-Bar	5
				Service & Service Upgrade	8
				Sheetrock	3
				Slab	0
				Temp Service	0
				Walk Through	1
				Other	8

Building Permit Detail

6/11/15

New Permits	Month: May 2015		Fiscal Year to Date	
	Permits Issued	Estimated Construction Value	Permits Issued	Estimated Construction Value
Sign	6	\$ 81,375	36	\$ 187,630
Plumbing	15	\$ 136,819	252	\$ 1,927,759
Electrical	45	\$ 378,263	430	\$ 476,907
Mechanical	91	\$ 448,316	590	\$ 5,436,936
Fire				
Alarm	4	\$ 41,575	34	\$ 300,420
Protection	2	\$ 127,260	33	\$ 527,791
Foundation Only	0	\$ 0.00	7	\$ 161,182
Building Permit				
Multi-category	0	\$ 0.00	0	\$ 0.00
New Home	2	\$ 185,100	35	\$ 4,713,052
Addition Non Res	2	\$ 65,500	4	\$ 308,500
Alteration Non Res	2	\$ 26,400	47	\$ 5,159,136
Repair / Replace Non Res	3	\$ 90,600	16	\$ 470,074
Footing	4	\$ 11,000	41	\$ 307,700
Pool	0	\$ 0.00	0	\$ 0.00
Garage	0	\$ 0.00	16	\$ 579,255
Other	25	\$ 126,241	94	\$ 555,910
Demo	0	\$ 0.00	0	\$ 0.00
Shed	15	\$ 38,135	48	\$ 135,146
Addition Res	3	\$ 30,000	12	\$ 262,001
Alteration Res	13	\$ 118,750	73	\$ 886,764
Repair / Replace Res	27	\$ 149,693	199	\$ 2,126,654
Condo	0	\$ 0.00	6	\$ 555,000
Apartment	0	\$ 0.00	4	\$ 3,238,696
Manufactured Home	1	\$ 66,000	28	\$ 1,323,238
Building Non Res	0	\$ 0.00	6	\$ 8,299,000
Total New Permit	260	\$ 2,121,027	2011	\$ 42,230,923
Permit Renewals	4	\$ 8,600	24	\$ 609,051
Demolition	4	\$ 11,700	49	\$ 389,650
Total Permits Issued	268	\$ 2,100,727	2084	\$ 41,232,222

Respectfully Submitted,



James Grant

Note: The above data is subject to adjustment & revision pending further review and analysis as well as year-end closing adjustments.

CODE VIOLATION TYPE & OCCURRENCES**Month of: May 2015****Code Compliance Deficiencies**

There are up to four steps of actions being used to deal with complaints/ violations: The first being verbal contact. The next method is a written notice of violation. This consists of a notice that is mailed first class as well as certified mail giving the property owner or violator a detailed description of the deficiencies and a date to make the appropriate corrections. The requested date depends on the time that is considered reasonable for the requested action that needs corrected, for instance, a minor repair to a fence may warrant a couple of days, while replacing an entire fence may require a few weeks. If there has been no contact made by the recipient of the notice, a follow up inspection is then made. If the violation(s) still exist, a second notice of violation is mailed with a new correction date on it. This process is then followed through again with a final notice. If the violation has still not been corrected after these notices, the paper work is turned over to Attorney Grossman for legal/court action to be taken. If the violation was a time sensitive issue, such as trash piling up, we would skip the second notice and go straight to a final notice to help expedite the process.

RUBBISH & GARBAGE:

- One recent in Ward 1
Resolved and closed
- One recent in Ward 2
Resolved and closed
- Four recent in Ward 4
Resolved and closed
- Two recent in Ward 6
Resolved and closed

INTERIOR VIOLATIONS:.

- Three recent in Ward 1
Two were resolved and one remains open and pending
- Five recent in Ward 4
All were resolved and closed
- One recent in Ward 5
Pending

EXTERIOR VIOLATIONS:

- One recent in Ward 1
Resolved and closed
- Two recent in Ward 3
Resolved and closed
- One recent in Ward 4
Resolved and closed
- One recent in Ward 5
Resolved and closed
- Three recent in Ward 6
Resolved and closed

VEHICLE VIOLATIONS:

- NA

SIGNS:

- Three snipe signs in Ward 1
- Three snipe signs in Ward 4
- Four snipe signs in Ward 5
- Three snipe signs in Ward 6

SITE PLAN/ZONING VIOLATIONS:

- One recent in Ward 1
Resolved and closed
- One recent in Ward 3
Resolved and closed
- One recent in Ward 4
Resolved and closed
- Four recent in Ward 6
Three were resolved and closed one remains open and pending

Permits:

- One recent in Ward 1
 - One recent in Ward 2
 - One recent in ward 4
 - One recent in Ward 5
 - One recent in Ward 6
- All of the above obtained the required permits

Recent Court Action:

The following Complaints were filed with the Rochester Circuit Court:

Title Loan – violation of intended use and storage of motor vehicles
 Lee Stevens – 151 Flagg Rd – home occupation, storage of business vehicles and
 business related equipment and supplies
 Both will be scheduled for mediation by the court



Community & Economic Development Management Report - May 2015

Economic Development Specialist

Downtown Initiatives

A collaboration with community partners, Rochester Main Street, the Greater Rochester Chamber of Commerce, along with Community & Economic Development Office are working on a pub crawl with sponsor brewery, Sam Adams, for the promotion of Downtown Restaurants.

Workforce Development

Economic Development helped host the first annual Career Assistance Workshop with the Creteau Technical Center on the 28th. Featured was a panel of three local businesses presenting students a roadmap for employment skills and orientation to diverse workplaces, from manufacturing, construction, retail and hospitality. The students visited booths of twelve other local Rochester businesses and talked to them about jobs opportunities and internships. It was a successful event and there are plans to continue this interactive event in 2016.

Staff Development

Intensive business development training occurred this month on the following: CDGB and NH Housing, SBA & SCORE in Portsmouth and financing options.

Business Attraction

A meeting happened with a potential manufacturer interested in moving his business to Rochester. After touring the facilities and learning about his space and business requirements, there is a follow up meeting to discuss potential locations that would fit their needs in Rochester.

The team exhibited at a daylong Women Inspiring Women event In Bedford, which had over 100 businesses in attendance, in addition, speaker Senator Kelly Ayotte.

PR & Communication Strategy

Our office met with the Rochester Times to discuss a potential monthly column highlighting the manufacturers in Rochester. This would be a great opportunity to educate our community in what is made in Rochester as well as give a tutorial on manufacturing today and how it's changed from early manufacturing jobs.

We also provided Rochester Times requested Buxton analysis reports regarding their readers buying habits, consumer propensity & leakage report, as well as other demographic information to help with their business model/strategic planning.

conomic Development Executive Secretary

PR, Communications & Marketing Strategies – Local, Regional, National & International

Original design ad and editorial for European CEO, an international publication, reaching top executive within the US Top Ten areas to Invest, distributed to 54,000 readers, as well as a virtual edition,



available on all browsers, with URLs embedded as live hyperlinks to take readers directly to the www.THINKROCHESTER.biz website

Newly re-branded award winning THINKROCHESTER newsletter distributed to over 500 email contacts and social media sites.

Planning for the third annual Start Up Rochester competition in the fall commenced with the formation of the committee/volunteers including the Alpha Loft business incubator in Manchester and fundraising goals with Bank of New Hampshire. The last event drew over seventy five entrepreneurs from across the state.

Community Development Coordinator Report

Prepared and submitted by the Community Development Coordinator

May 2015

- ***Continuing Projects***

- Hanson Pines Pavilion: This project is proceeding, but the revised timeline will have the project be completed in July 2015.
- Public Library HVAC System: This project was rebid, as the Department of Public Works decided the received bids were inadequate. Due to the rebid, the project is now estimated to be completed in July 2015.

- ***Future Projects***

- Bicycle Racks Project: There are pre-existing bicycle racks at the Rochester Commons and at City Hall. There are two locations for bicycle racks (Squamagonic Disc Golf Course and Gonic Pool) that are not located in HUD low-moderate income census tracts. The Community Development Coordinator suggests relocating the two current bicycle racks to the disc golf course and pool. Then, CDBG funds can be used to install bicycle racks at the remaining locations, all of which are located in HUD low-mod census tracts.
- FY 2015-2016 Grant Recipients: Letters of award/no award have been sent to all FY 2015-2016 CDBG grant applicants. The letters inform those who are receiving grants that contracts will be sent out in June 2015 and that no funds are to be expended until July 2015.

- ***HUD Site Visit and CDBG Program***

- On April 30th and May 1st, representatives from the U.S. Department of Housing and Urban Development (HUD) visited the City of Rochester's Community Development office to conduct a scheduled review of the City's CDBG program. Overall, HUD determined that the City is in compliance with HUD regulations and that the City's CDBG program is serving the intended beneficiaries of CDBG funding. There were a few minor areas of improvement noted during the visit, mostly regarding more formalized policies and documentation, and the Community Development Coordinator is following up on those recommendations.



- The approved FY 2015-2020 Consolidated Action Plan and FY 2015-2016 Annual Action Plan were submitted to HUD for review and approval on May 14, 2015.
- **Other Items**
 - Bridging the Gaps: The Community Development Coordinator has received the notice of release of remaining FY 2014 grant funds (\$91,080) from the Substance Abuse and Mental Health Services Administration (SAMHSA). The City of Rochester is now officially fiscal agent for Bridging the Gaps. The Community Development Coordinator has prepared and submitted the official request for change in key personnel for SAMHSA to approve the hiring of a new coalition coordinator.
 - JOB Loans Overview: As requested at the April 2015 Community Development Committee meeting, attached is a brief overview of the JOB Loans loan program and the loan application and acceptance process.
 - HUD Lead Abatement Grant: Information on lead poisoning in the City of Rochester, including how data is collected and analyzed, is attached.
 - Fair Housing: The Community Development Coordinator attended a fair housing accessibility training on May 5th provided by HUD and the New Hampshire Housing Finance Authority. Information and materials obtained at the training have been shared with the Planning Department and the Rochester Housing Authority.
 - Section 3: The Community Development Coordinator attended a webinar on May 19th regarding proposed HUD rule changes governing the implementation of Section 3, which requires preferential hiring of low-income public housing residents on HUD-financed projects. The Community Development Coordinator has drafted comments on the proposed rule, which are currently in review, that discuss implementation burdens for smaller communities that receive relatively little HUD funding. Comments will be submitted by the deadline of May 26, 2015.
 - Economic Development Training: The Community Development Coordinator and the Economic Development Specialist attended a CDBG Economic Development training on May 11th. This will assist in better understanding and coordination between Community Development and Economic Development. The training was recommended by HUD's Region 1 economic development specialist during the April 30th—May 1st HUD site visit.
- Report Attachments
 - JOB Loans Overview Sheet
 - *New Hampshire Healthy Homes & Lead Poisoning Prevention Program: 2013 Lead Poisoning Surveillance Report*, pp. 3-7, p. 10

Exceptional Location Proposal in Rochester NH**May 2015**

New Hampshire stands out from the Northeast crowd when it comes to business attraction and the top reasons why C-Level executives choose locations to do business. Quality of life is important, but only if the potential site meets the critical business needs your firm has. Why settle for second best, when you can have it all in Rochester, New Hampshire!

Workforce: Many communities talk about available workforce and unemployment rates. The Rochester area does not have high unemployment, instead there is a highly skilled and productive employee base at work right now. The pipeline from education and training programs into your firm will insure that you attract highly skilled workers and have decades of skilled employees to come. High-cost states like Maine and Massachusetts are within an easy commute to the city, and residential relocation opportunities abound. Guarantee your firm the employees it needs.

Available land: Is your firm boxed in without room to grow? Choose the city that has eight business parks with plenty of available and affordable land for new construction. Your state-of-the-art facility will join other advanced manufacturers in an environment of expansion and vitality. Real estate development is an important component of the city's future and we welcome new construction and job growth. Land use regulation is updated and streamlined to give your firm a predictable path to approval that you and your bank will appreciate. Give your firm the facility it needs for the future.

Tax climate: Protect your firm's hard-earned profits by choosing a location with reasonable and clearly defined costs. New Hampshire is the only state in the U.S. Northeast Region to rank in the top level for *Supportive Tax Climate* by the Tax Foundation. (Ranked #7, Score 6.25) Rochester hosts six Economic Revitalization Zones, offering corporate tax credits to expanding firms. R&D Tax Credits were issued to 166 firms state-wide, 3,090 workers trained with training grants and 66% of grants going to manufacturers. Increase your bottom line by keeping costs low and credits high.

Access to markets: Think there are too many barriers to entry in the U.S. Northeast? Think again, with a Rochester facility you can reach most of the region in ½ day, and Boston in 1 hour. Rochester has a variety of ways to receive your materials and to ship your products to market – 4 lane divided highway connecting to I-95, active freight rail, local airport with 5,000 ft runway, deep water port in New Hampshire or Boston. Take advantage of the most cost effective option for your business.



Boston	75 min
Hartford	2 hrs 30 min
NYC	4 hrs 30 min
Newark	5 hrs
Philadelphia	6 hrs
Montreal, Quebec	4 hrs 30 min

Innovation HUB: How much does creativity and competitiveness mean to the future of your enterprise? In this volatile business environment your location has to work for you and not against you. Quality of Life, Highest Educated, Low Crime Rates, Standard of Living, Healthiest State, ranking after ranking New Hampshire achieves the highest levels of performance. The Beacon Hill Institute ranks NH #3 in the U.S. for competitiveness and the ability to sustain long-term economic growth. Minutes to the ocean, mountains and lakes, Rochester is an outdoor-lovers paradise conveniently located with access to everything. Attract talent to your firm because of where it is, not in spite of it, in Rochester, New Hampshire.

Sound great to you? Contact Rochester's Economic Development Professionals for a confidential discussion of your firm's workforce, real estate and business needs. Visit www.thinkrochester.biz for information.


Karen Pollard, CEcD, is the Economic Development Manager for Rochester, New Hampshire. She serves as a member of the Urban Land Institute (ULI), the International Economic Development Council (IEDC) and the Northeast Economic Developer's Association (NEDA).

THINK ROCHESTER NEW HAMPSHIRE

PRIME LOTS AVAILABLE

Industrial & Commercial

Composites Training Center
Skilled & Educated Workforce
7th in US for Business Tax Climate
1st In US for Quality of Life



www.ThinkROCHESTER.biz

Job Oppportunity Benefit (JOB) Loan Program

OVERVIEW: The purpose of the JOB Loan Program is to increase job opportunities through the creation and/or retention of jobs for Rochester City residents. Eligible activities are limited to 1) land and building acquisition and expansion, 2) the purchase of machinery and equipment, and 3) working capital. Funding for this program is provided by a Community Development Block Grant. Eligible firms must be located, expanding, or relocating within the boundaries of the City of Rochester, including East Rochester and Gonic.

ELIGIBILITY DETERINATION: The City of Rochester may conduct a preliminary inquiry to determine eligibility. Upon a positive determination, applicant must complete a loan application to be submitted with additional required information and a NON-REFUNDABLE FEE of \$125.00. City staff will analyze the application for presentation to the Loan Review Committee for final action.

PROGRAM ADMINISTRATION: This program is administered by the City of Rochester through the Department of Economic Development. Staff interviews and screens applicants, prepares documentation for the Loan Review Committee, and provides administrative services such as credit verifications, collection, and analysis of financial statements.

LOAN PROCESSING AND APPROVAL: Once the department certifies that the proposal meets all HUD eligibility tests, the loan application will be presented to the Loan Review Committee. The Loan Review Committee will determine if the applicant has the ability to repay the requested loan, and if the project meets with the city's expectations for this particular loan program. The decision of the Loan Review Committee will be promptly communicated to the applicant in writing. If the loan request is approved, the applicant will be sent appropriate documentation including a commitment letter which must be signed and returned to the Department of Economic Development within ten (10) days. Upon receipt of the signed commitment letter, a closing date will be established.

LOAN REVIEW COMMITTEE: The Loan Review Committee shall meet upon the call of the Chairperson once a loan application has been recommended to them by the department staff. Committee membership shall be comprised of up to five (5) members: the City Manager, up to two (2) Rochester residents with banking or financial analysis expertise, and up to two members of the Rochester banking community.

LOAN CLOSING: Once the loan has been approved, all loan closing documentation is prepared by Department Economic Development staff and forwarded to the City Solicitor for review. Upon approval by the City Solicitor, the department staff will schedule a closing and disburse funds according to the provisions of the loan authorization. The borrower shall be responsible for any provision outlined in the loan documentation.

Items the Applicant needs to provide:

- Written evidence of private sector participation in the project (such as a bank commitment letter).
- Insurance on the property and/or items to be used as security. Proof of such insurance shall be provided at the time of the loan closing. The amount of insurance shall be at least equal to the principle amount of the loan from the City of Rochester, plus the amount of any loan having priority over the City's loan. The City of Rochester shall be named as loss payee of such insurance policy as its interests may appear.
- Key Man Life Insurance for each principal in the amount of the loan. Proof of such insurance shall be provided at the time of the loan closing.
- 3 years Income Tax Returns for each principal in the JOB Loan application.
- Personal Financial Statements for each principal applying for the JOB Loan
- A complete Business Plan
- A completed and signed Application with the accompanying fee (\$125)
- All other documentation required in the Application.

For more information or to obtain an application, contact:

Department of Economic Development
150 Wakefield Street
Rochester NH 03867
Tel: 603 335-7522

Or visit www.ThinkRochester.biz to download an application.

Statewide Blood Lead Surveillance

The HHLPPP maintains an extensive blood lead surveillance system for the purpose of monitoring trends in blood lead levels in adults and children throughout New Hampshire. The data helps identify populations at risk for EBLL, to determine whether screening guidelines are being followed in high-risk populations, and to ensure that appropriate environmental and medical follow-up is being provided to children with EBLL. Under Title X Public Health, RSA 130-A *Lead Paint Poisoning Prevention and Control*, all licensed laboratories, including those locations using automatic Lead Care II Analyzers are obligated to report blood lead data for all New Hampshire residents to the HHLPPP. An estimated 100 licensed laboratories that serve approximately 1,500 medical clinics, hospitals, and employer groups report blood lead data to the HHLPPP.

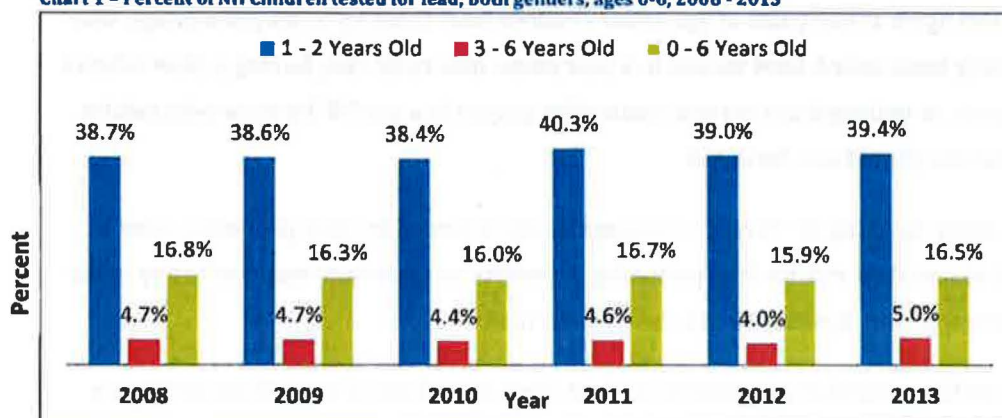
Blood Lead Testing Rates for Children

According to the 2010 U.S. Census, there are 84,767 children under the age of six residing in the State of New Hampshire. Of these children, 27,480 are one and two year olds, our most vulnerable age for lead poisoning. According to the *New*

*Hampshire Childhood Lead Poisoning Screening and Management Guidelines*ⁱⁱ, HHLPPP estimates that 23,554 New Hampshire children ages 1 and 2 *should* have been tested for lead poisoning in 2013. Unfortunately, only 10,830 were tested, meaning 61% of the children who were at the highest risk of being exposed to lead did *not* receive the recommended test for lead. **Chart 1** illustrates the historical overview of childhood lead testing for children 0-6 years of age in 2013.

61% of the children who were at highest risk of lead poisoning *did not* receive the recommended test for lead.

Chart 1 – Percent of NH Children tested for lead, both genders, ages 0-6, 2008 - 2013



According to the same 2010 U.S. Census, 44,293 children aged 3 through 6 years reside in New Hampshire. Of these children, a total of 2,198 were tested for EBL in 2013. This represents 5% of the 3-6 year olds in the state. It is difficult to determine the exact number of children in this age range that should be tested for lead. Children that test negative for EBL at age two and do not exhibit any risk factors (i.e. moving to new home, new child care, having a close relative in a pre-1978 home, or undergoing a current renovation project in a pre-78' home) do not require additional testing. The HHLPPP program does currently not have the surveillance capacity to determine the number of children 3 – 6 years old that require follow-up blood lead testing.

Universal versus Target Communities

Several factors influence the rate of lead poisoning in a community. In accordance with recommendations from the Centers for Disease Control and Prevention, cities and towns with 27% or more pre-1950 housing stock are considered high risk communities. Some communities are determined to be at even higher risk for lead poisoning due to additional factors. These factors include the percentage of the population under the age of six; the percentage under the age of six living in poverty; the percentage of children under the age of six enrolled in Medicaid or other federal assistance programs; and special populations living in the communities. Through a review of these factors for all 234 New Hampshire communities, the HHLPPP has designated each community as either a "Universal" or a "Target" community according to the Department of Health and Human Services, *New Hampshire Childhood Lead Screening and Management Guidelines*.

57% of New Hampshire's 234 communities require Universal screening of all children under six years of age

In the high-risk "Universal" communities, the HHLPPP recommends that all children be tested at one year of age and again at two years of age. Older children from three up to six years of age, who have not previously been tested, have moved to a new home, new child care, having a close relative in a pre-1978 home, or undergoing a current renovation project in a pre-78' home or who exhibit additional risk factors should also be tested.

Those children under six living in "Target" communities are screened by their physician using a questionnaire to assess their risk for lead poisoning. A positive or uncertain response to any of the five questions prompts the physician to test the child for lead.

Additionally, all children enrolled in Medicaid or Head Start, regardless of town of residence, are required to be tested at both one and two years old; older children aged three to six years old not

previously tested should also be tested. It is recommended that children enrolled in WIC be tested for lead poisoning. The ACCLPP and HHLPPP also recommend that any refugee, immigrant, or internationally adopted child should be tested, and that neonates and infants born to mothers exposed to lead or with a high blood lead level during pregnancy or lactation should be tested [reference HHLPPP and ACCLPP]

In Universal or Target communities, testing a child for lead can be completed by a capillary finger stick or a venous blood draw. This testing can be done in a physician's office, laboratory, WIC clinic, healthcare center or a wellness fair. Any child having an EBLL that is 5 mcg/dl or higher from a capillary finger stick should have their EBLL confirmed with a venous draw blood test.

New Hampshire's Eight Highest Risk Communities

Through a review of surveillance data, the HHLPPP has identified eight communities where children are especially vulnerable to the dangers of lead poisoning. Risk factors reviewed are outlined in **Table 1** and include the percentage of homes built prior to 1978, percentage living in poverty, percentage of children under the age of six enrolled in Medicaid, percentage under six living in poverty, special populations living in the community and history of EBLL.

Table 1 - New Hampshire's Eight Highest Risk Communities

US Census & 2008-2012 American Community Survey

Town/City	Refugee Resettlement Area	% of pre-78' homes	% Living in Poverty	% under 6 yo. living in Poverty	% 0-5 yo. enrolled in Medicaid	# of EBLL ≥ 10 mcg/dL 2009-2013
Berlin	No	91.7%	15.6%	15.8%	81%	6
Claremont	No	84.1%	14.9%	25.5%	77%	11
Franklin	No	65.4%	19.7%	26.7%	78%	9
Laconia	Yes	74.1%	13.2%	21.6%	85%	15
Manchester	Yes	74.4%	14.1%	28.0%	72%	151
Nashua	Yes	65.9%	9.3%	14.5%	49%	32
Newport	No	70.5%	14.9%	7.5%	70%	5
Rochester	No	55.1%	12.3%	39.8	61%	22

The communities identified at highest risk are Berlin, Claremont, Newport, Franklin, Laconia, Manchester, Nashua, and Rochester. The Cities of Manchester, Nashua, and Laconia are the home of special refugee populations in addition to other risk factors. Concord also has special populations, though does exhibit other risk factors making it a "highest risk" community. The City of Berlin has the largest percent of old homes with 91.7% of homes built prior to 1978. Franklin is especially

vulnerable with 19.7% of the population living in poverty and 26.7% of children under 6 years old living in poverty. Manchester follows closely with 28% of children under the age of 6 living in poverty. Laconia and Berlin have the largest percent, 85% and 81% respectively, of 0-5 year olds enrolled in Medicaid.

Cost of Preventive Testing

The HHLPPP recommends all children in high risk communities or with other risk factors be tested for blood lead before the age of six. Children receiving Medicaid or WIC benefits are required to have blood lead tests at one and two years of age. The cost of a single blood lead screening averages \$38 (in 2013 dollars), including the test and the venous blood draw. Applied to 24,000 children ages 1 and 2 that should be tested, the cost of preventive screening in New Hampshire was \$912,000. Blood lead tests are covered by Medicaid and most private health insurance.

Table 2 represents childhood blood lead testing data for children 0-71 months in age for New Hampshire's eight highest risk communities; Berlin, Franklin, Laconia, Newport, Claremont,

The cost of preventive lead testing of New Hampshire's 24,000 highest risk children ages 1 and 2 was \$912,000.

Rochester, Manchester, and Nashua. Over the past 3 years in the 12-23 month age group, New Hampshire as a whole screened 53.2% in 2011, 52.6% in 2012, and 53.2% in 2013. For 2013, the City of Berlin had the highest screening rate for this age group, followed by the Cities of Franklin and Manchester.

Over the past 3 years in the 25-35 month age group, the state as a whole screened 27.8% in 2011, 25.7% in 2012, and 26% in 2013. For 2013, the City of Berlin, again, had the highest screening rate for this age group, followed by the Cities of Manchester and Newport. Claremont and Laconia have the lowest screening rates for all ages. As a whole, these highest risk communities have had level screening rates over the last 3 years, not significantly increasing or decreasing. Using surveillance data the HHLPPP targets educational resources towards these communities in an effort to increase knowledge among parents, property owners, contractors and the medical community.

Please note in **Table 2**, that the 104% screening rate in Berlin for the 12-23 month old age group is based on the denominator of 75 children in that age group in Berlin based on the 2010 U.S. Census. A screen is defined as any test in the 2013 calendar year where the child has never had a confirmed elevation and only includes one test per child for time frame because child is only included in denominator (population) once. Please note that the numerator for the age-based screening rate is calculated based on the date of testing.

Table 2 - 2013 Lead Testing in New Hampshire's Highest Risk Communities

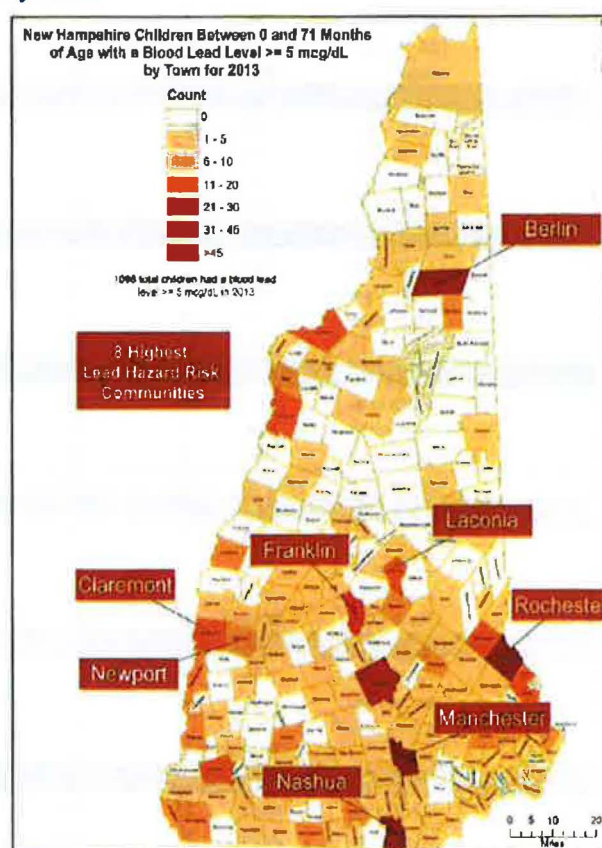
Town	Age Group	Number Screened	# Venous Confirmed elevations	5-9 Venous and Capillary Tests	10-14 Venous Test Only	15-19 Venous Test Only	20+ Venous Test Only	US Census 2010 Pop***	Screening rate	% Elevations/ screens
Berlin	0-11 mos	8	0	3	0	0	0	87	9.2%	0.0%
	12-23 mos	78	2	25	1	1	0	75	104.0%	2.6%
	24-35 mos	88	1	22	1	0	0	102	86.3%	1.1%
	36-71 mos	29	0	12	0	0	0	284	10.2%	0.0%
	Total	203	3	62	2	1	0	548	37.0%	1.5%
Claremont	0-11 mos	8	0	4	0	0	0	128	6.3%	0.0%
	12-23 mos	78	0	2	0	0	0	172	45.3%	0.0%
	24-35 mos	27	0	1	0	0	0	177	15.3%	0.0%
	36-71 mos	50	0	4	0	0	0	526	9.5%	0.0%
	Total	163	0	11	0	0	0	1003	16.3%	0.0%
Newport	0-11 mos	0	0	0	0	0	0	74	0.0%	0.0%
	12-23 mos	50	1	2	0	1	0	92	54.3%	2.0%
	24-35 mos	34	0	7	0	0	0	77	44.2%	0.0%
	36-71 mos	16	0	1	0	0	0	214	7.5%	0.0%
	Total	100	1	10	0	1	0	457	21.9%	1.0%
Franklin	0-11 mos	7	0	1	0	0	0	99	7.1%	0.0%
	12-23 mos	78	0	16	0	0	0	96	81.3%	0.0%
	24-35 mos	24	0	5	0	0	0	95	25.3%	0.0%
	36-71 mos	30	0	8	0	0	0	318	9.4%	0.0%
	Total	139	0	30	0	0	0	608	22.9%	0.0%
Laconia	0-11 mos	6	0	1	0	0	0	178	3.4%	0.0%
	12-23 mos	87	1	6	1	1	0	178	48.9%	1.1%
	24-35 mos	45	0	4	0	1	0	174	25.9%	0.0%
	36-71 mos	41	0	1	0	1	0	506	8.1%	0.0%
	Total	179	1	12	1	2	0	1036	17.3%	2.2%
Manchester	0-11 mos	160	0	1	0	0	0	1525	10.5%	0.0%
	12-23 mos	1065	10	66	8	0	2	1512	70.4%	0.9%
	24-35 mos	676	2	62	1	0	1	1498	45.1%	0.3%
	36-71 mos	385	3	85	1	1	1	4165	9.2%	0.8%
	Total	2286	15	214	10	1	4	8700	26.3%	0.7%
Nashua	0-11 mos	56	0	1	0	0	0	1076	5.2%	0.0%
	12-23 mos	689	7	49	5	1	1	1088	63.3%	1.0%
	24-35 mos	308	0	27	0	0	0	1078	28.6%	0.0%
	36-71 mos	159	2	17	1	1	0	3274	4.9%	1.3%
	Total	1212	9	94	6	2	1	6516	18.6%	0.7%
Rochester	0-11 mos	17	0	3	0	0	0	333	5.1%	0.0%
	12-23 mos	236	3	22	3	0	0	384	61.5%	1.3%
	24-35 mos	136	2	16	2	0	0	380	35.8%	1.5%
	36-71 mos	74	1	12	0	1	0	1043	7.1%	1.4%
	Total	463	6	57	5	1	0	2140	21.6%	1.3%
All Other Towns	0-11 mos	722	4	34	4	0	0	9492	7.6%	0.6%
	12-23 mos	4838	22	258	19	2	1	9923	48.8%	0.5%
	24-35 mos	2293	10	141	7	1	2	10378	22.1%	0.4%
	36-71 mos	1414	3	96	2	1	0	33963	4.2%	0.2%
	Total	9267	39	529	32	4	3	63756	14.5%	0.4%
NH Total	0-11 mos	984	4	48	4	0	0	12994	7.6%	0.4%
	12-23 mos	7199	47	446	37	6	4	13521	53.2%	0.7%
	24-35 mos	3631	16	285	11	2	3	13959	26.0%	0.4%
	36-71 mos	2198	10	240	4	5	1	44293	5.0%	0.5%
	Total	14012	77	1019	56	13	8	84767	16.5%	0.5%

*U.S. Census 2010, Summary File 1, Table PCT12, Sex by Age

Educating Children with Elevated Blood Lead

Children with EBLL may be in need of special education because of their slower development, lower educational success, and related behavioral problemsⁱⁱⁱ. Moreover, environmental lead exposure in children has been confirmed as a risk factor for attention deficit hyperactivity disorder (ADHD)^{iv}. When children have an EBLL of 2 mcg/dL or greater, the risk of ADHD is four times higher than that for children with EBLs at or below 1mcg/dL^v. The U.S. Environmental Protection Agency estimates that 20% of children with EBLs greater than 10 mcg/dL should get special education; therefore, 15 of the 77 New Hampshire children with EBLs at 10 mcg/dL or over should receive special education. Applied to the estimated New Hampshire average special education tuition cost per student for fiscal year 2013 which was \$13,587^{vi}, it is projected that the total annual costs of lead related special education were roughly at \$209,000 annually for those children with EBL greater than 10 mcg/dL. It does not take into account those children with EBL >5 mcg/dL. This is consistent with the New Hampshire Division of Public Health Services *Economic Burden of Environmentally Attributable Illness in Children in New Hampshire* report^{vii} which projected the costs of lead-related special education at \$209,000 annually.

Map 1 – Children 0-6 years with EBLL ≥ 5 mcg/dl by town



During the 2013 school year, 74,413 or 33% of all New Hampshire school age children (5 – 18 years of age) had EBLL >5mcg/dl at some point in their lives and are at risk for neurological impairment. This represents surveillance data from 1995 to 2013 collected by capillary or venous blood draw methods.

References

- ⁱ U.S. Centers for Disease Control and Prevention, "Lead: New Blood Lead Level Information," U.S. Centers for Disease Control and Prevention, [Online]. Available: http://www.cdc.gov/nceh/lead/ACCLPP/blood_lead_levels.htm. [Accessed January 2014].
- ⁱⁱ New Hampshire Childhood Lead Screening and Management Guidelines; <http://www.dhhs.state.nh.us/dphs/bchs/clpp/documents/screening.pdf>
- ⁱⁱⁱ E. Gould, "Childhood Lead Poisoning: Conservative Estimates of the Social and Economic Benefits of Lead Hazard Control," *Environmental Health Perspectives*, vol. 117, no. 17, pp. 1162-1167, 2009.
- ^{iv} J. M. Braun, R. S. Kahn, T. Froehlich, P. Auinger and B. P. Lanphear, "Exposures to Environmental Toxicants and Attention Deficit Hyperactivity Disorder in U.S. Children," *Environ Health Perspect*, vol. 114, no. 12, pp. 1904-1909, 2006.
- ^v M. J. Brown and S. Chattopadhyay, Lead, elevated blood lead level evidence-statement: screening. In: Campbell KP, Lanza A, Dixon R, Chattopadhyay S, Molinari N, Finch RA, editors. *A Purchaser's Guide to Clinical Preventive Services: Moving Science into Coverage*, Washington, DC: National Business Group on Health, 2006.
- ^{vi} NH Office of the Commissioner of Education, "Catastrophic Aid Cost - School Year 2012-2013 (July 1, 2012 - June 30, 2013)," May 2013. [Online]. Available: http://www.education.nh.gov/instruction/special_ed/documents/fy13_memo_20_catastrophic_aid_cost_school_year_2012_2013.pdf. [Accessed April 2014]
- ^{vii} 2014 Economic Burden of Environmentally Environmental Public Health Tracking Program 30 Attributable Illness in Children of NH, <http://www.nh.gov/epht/publications/documents/nhchildrenreport.pdf>
- ^{viii} J. W. Reyes, "Environmental Policy as Social Policy? The Impact of Childhood Lead Exposure on Crime," *The B.E. Journal of Economic Analysis and Policy*, vol. 7, no. 1, 2007
- ^x R. Nevin, "Understanding international crime trends: The legacy of preschool lead exposure," *Environmental Research*, vol. 104, pp. 315-336, 2007
- ^x J. P. Wright, K. N. Dietrich, M. D. Ris, R. W. Hornung, S. D. Wessel and B. P. Lanphear, "Association of Prenatal and Childhood Blood Lead Concentrations with Criminal Arrests in Early Adulthood," *PLoS Medicine*, vol. 5, no. 5, p. e101, 2008.

Great Bay Community College Fundraising Report 2012-2014

Dear Friends:

Thanks to your ongoing support, over the past three years, the College has raised \$700,940 in cash and \$50,381 toward in-kind contributions. Between academic years 2013-2014, we will have served over 250 students with scholarship aid totaling \$331,385. Our strategy in this endeavor is as follows:

- To support students where needed so they can complete their degrees;
- To align student and College support with donor wishes;
- To continue to align pathways in support of our Seacoast/NH economy in partnership with K-12, Adult Learning, the University System, and Business and Industry.

I have always viewed what we do at Great Bay as critical to the economic health of the Seacoast and the State. We do not just focus on education; we also aid in economic development. We support start-ups as well as established businesses of all kinds.

Mutually beneficial outcomes require strong partnerships and collaboration. We have proven again and again that this is the future because we cannot do what we do alone. Whether it is a partnership with K-12, Adult Learning, the University System, or with companies like Albany Engineered Composites, Lonza, LTCPartners, PixelMEDIA, Safran Aerospace Composites, Sig Sauer, or Willis Programs, vision and a willingness to work together are paramount for success.

Your continued support is proof that we are on the right path. As Great Bay continues to evolve to deliver education for the needs of the 21st Century economy, I ask that you:

- Engage with us and let us know how we are doing or where we need to pay attention;
- Support us and be a champion for us amongst your friends and community;
- Continue to support our annual fundraiser.

We hope that this report will serve as a springboard for your continued support, and I would ask that you share this information with potential partners of Great Bay.

Finally, we are extremely excited to announce that Paul Forte, President and CEO of LTCPartners, and David Hampson, President and CEO of Willis Programs, will co-host our 2015 event. Equally exciting, Renee Plummer, Vice President of Marketing for Two International Group, will serve as Event Chair. This winning team will build upon the success of 2014.

Again, thank you for your continuing support and we hope to see you in October, 2015.

Sincerely,



Will Arvelo
President

Listing of Donors

2012-2014

2012

New Hampshire Partners - Gifts of \$50,000+

Albany International Corp

Great Bay Partners - Gifts of \$10,000 - \$49,999

PixelMEDIA

Summa cum Laude Partners - Gifts of \$5,000 - \$9,999

Dyn, Inc.

Jackie Eastwood and Mike McClurken

Exeter New Car Dealers Association

Holloway Automotive Group

Live Free or Die Alliance

Northeast Credit Union

Northeast Delta Dental

Portsmouth Regional Hospital

Safran Aerospace Composites

Service Credit Union

SIG SAUER, Inc.

Southern New Hampshire University

University of New Hampshire

Wentworth-Douglass Hospital

Magna cum Laude Partners - Gifts of \$2,500 - \$4,999

Follett Higher Education Group

Granite State College

Lonza Biologics, Inc.

New Hampshire Auto Dealers Association

Education Partners - Gifts up to \$2,000

Will and Linda Arvelo

Dr. Bruce and Katherine Baker

William S. Bartlett

Joanne M. Berry

Christine Carberry

Citizens Bank

City of Rochester

Creative Office Pavilion

Dan Carroll Photography

Anthony and Patricia Delyani

Ned Denmore and Kathleen Lovett

Douglas Bates and Christina Cook

Dr. Manuel Sanchez and Judith R.

Atkinson-Sanchez

Mark and Jenny Galvin

Dr. Susan Huard

Anne Jamleson

Lynn Kilchenstein

Michael and Denise Magnant

Edward and Pamela McDonough

McLane, Graf, Raulerson & Middleton

David Murphy and Chris Strong-Murphy

Thomas and Emily Pavlidis

Paul Peltier

Dorothy Peterson

Nancy and Walter Pierce

Dan and Renee Plummer

Ronald and Jane Rioux

Douglas and Stella Scamman

Seacoast Asset Management

Strong Resource Group

James F. Sullivan

The Green Bean Café

Ann and Franklin Torr

Constance and William Warren

Harold Whitehouse

Dr. Mark Windt and Roxanne Barnes

2013

Chancellor's Partners - Gifts of \$25,000+

Albany International Corp.

Medtronic Advanced Energy

President's Partners - Gifts of \$10,000 - \$24,999

Granite State College

Willis Programs

Great Bay Partners - Gifts of \$5,000 - \$9,999

Christine and Timothy Carberry

DataDisk LLC

Jackie Eastwood and Mike McClurken

PixelMEDIA

Portsmouth Regional Hospital

Safran Aerospace Composites

SIG SAUER, Inc.

University of New Hampshire

Wentworth-Douglass Hospital

Faculty Partners - Gifts of \$2,500 - \$4,999

Follett Higher Education Group

Joanne Lamprey

Live Free or Die Alliance

Lonza Biologics, Inc.

Peter T. Paul Wines

Phase 2 Medical Manufacturing

UMass Lowell

Southern NH University

Student Partners - Gifts of \$1,000 - \$2,499

Will and Linda Arvelo

Leslie Barber and Kenneth Sole

Creative Office Pavillion

Eckman Construction

Chet and Shirley Homer

Marvin and Norma Lesser

Jay and Kelly Levy

Optima Bank & Trust

Nancy and Walter Pierce

Sharon Ponchak

Public Service of New Hampshire

Doug and Stella Scamman

Service Credit Union

Susan and Richard Siegel

The Guyton Group

The Green Bean Cafe

Support Partners - Gifts up to \$1,000

Deb Audino

Dr. Bruce and Katherine Baker

William S. Bartlett

Robert Eugene Basile

Douglas Bates and Christina Cook

Joanne M. Berry

Annette Brennan

Frances M. Chickering

City of Rochester

Sharon Cronin

Gayle & Dwight Davis

Nancy Desotto

Bruce and Karen Ellis

Anita and Don French

Friends of Nancy Stiles

Mark and Jenny Galvin

Elizabeth Hamlin

Michael Harrison

Scott Hewitt

Peter Hopkinson

Dr. Jane Kilcoyne

Diane and Bob King

Martini Northern

Daniel Murphy

David Murphy and Chris Strong-Murphy

Newmarket International

Paul Petritis

Lisa and Jim Proulx

Provident Bank

Ronald and Jane Rioux

Seacoast Asset Management

Seacoast Helicopters

Strong Resource Group

James F. Sullivan

Kathleen and Dwight Totten

United Way of the Greater Seacoast

Chris Yonker

2014

Chancellor's Partners - Gifts of \$25,000+

Anonymous \$100,000 match

Albany International Corp.

Christine and Timothy Carberry

The Green Bean Cafe

President's Partners - Gifts of \$10,000 - \$24,999

Jackie Eastwood and Mike McClurken

Granite State College

David and JoAnn Hampson

Long Term Care Partners

Safran Aerospace Composites

SIG SAUER, Inc.

The Stan Fried Foundation

The Thomas W. Haas Fund of NH

Charitable Foundation

University of New Hampshire

Willis Programs

Premiere Partners - Gifts of \$2,500 - \$9,999

Will and Linda Arvelo

Leslie Barber and Kenneth Sole

Follett Higher Education Group

Phase 2 Medical Device Manufacturing

PixelMEDIA

The Kempner Corporation Lilac Mall

Exeter Hospital

Lonza Biologics

Peter T. Paul Wines

Portsmouth Regional Hospital

Listing of Donors

2014 (Continued)

Southern NH University
Wentworth-Douglass Hospital
Preferred Partners – Gifts of \$1,000 - \$2,499

Creative Office Pavilion
D.F. Richard Energy
Dignard Architectural
Douglas Bates and Christina Cook
Dr. Manuel Sanchez and Judith R. Atkinson-Sanchez
Eckhardt & Johnson
Frisbie Memorial Hospital
Ross Gittell and Jody Hoffer
Jay and Kelly Levy
Longchamps Electric
Measured Progress
Medtronic Advanced Energy
Joe Mullen
David Murphy and Chris Strong-Murphy
Nancy and Walter Pierce
Dan and Renee Plummer
Ronald and Jane Rioux
Seacoast Helicopters
Doug and Stella Scamman
Service Credit Union
Susan and Richard Siegel
Turnstone Corp.
Dr. Mark Windt and Roxanne Barnes
Wire Belt Company of America

Support Partners – Gifts up to \$999

Dr. Bruce and Katherine Baker
Dr. Sarah Bedingfield
Joanne M. Berry
Anonymous Donor
Randy and Lisa Bolduc
Beverly Bruce
City of Rochester
City of Somersworth
Colliers International
Sharon Cronin
D.J.F. Power Equipment
Charles Dearborn
Candace J. Dolan
Deanna Friedman
Mark and Jenny Galvin
Luci S. Gardner
Elizabeth Hamlin
Anne Jamieson
Janco Electronics
John and Bridget Jenkins
Diane and Robert King
Julie Lapierre
Debra Mattson
Edward and Pamela McDonough
Jeni Mosca
Newmarket International
Optima Bank & Trust
Pierce Atwood LLP
Lisa and Jim Proulx
Public Service of New Hampshire
Ashley Rennie
Rudi's of Portsmouth

Snowden Associates
Kathleen and Dwight Totten
Sara Tower
Colin and Kristyn Van Ostern
Kathleen Yazinka

Great Bay Community College Advisory Board 2014 - 2015

Christine Carberry, Chair
FORUMPharma - *VP of Technical Operations; Program & Alliance Management*

Doug Bates
Greater Portsmouth Chamber of Commerce - *President*

Catalina Celentano
Eversource Energy - *Community Relations Specialist, New Hampshire - Eastern Region*

Mark Galvin
Serial Entrepreneur

Anne Jamieson
Portsmouth Regional Hospital - *CEO*

Rep. Norman Major
State of New Hampshire - *Representative*

Amy Monk, Esq.
Albany International Corp. - *Senior Legal and Compliance Counsel*

Jeni Mosca
SAU 56 - *Superintendent of Schools*


Kathi Mullin
University of New Hampshire - *Vice Provost for Strategic Partnerships & Initiatives*

Laurie Murray
Exeter Hospital - *Registered ICU Nurse*

Nancy Pierce
Seacoast School of Technology - *Retired Principal*

Karen Pollard
City of Rochester - *Economic Development Manager*

Timothy Spinney
Winnacunnet High School - *Guidance Counselor*



This page has
been
intentionally left
blank.





Blaine Cox
Deputy City Manager/
Director Finance & Administration

Rochester, New Hampshire
 31 Wakefield Street
 Rochester, NH 03867
 Tel. (603) 335-7609
 Fax (603) 335-7589
blaine.cox@rochesternh.net

To: Finance Committee
 From: Blaine Cox, Deputy City Manager
 Date: June 8, 2015
 Subject: Monthly Financial Report
 Copied To: City Manager Fitzpatrick

As of the end of May, we are approximately 92% through Fiscal Year 2015.

REVENUES

General Fund Year to Date Revenue Summary:

DESCRIPTION	ORIGINAL ESTIM REV	ESTIM REV ADJ	REVISED ESTIM REV	ACTUAL YTD REVENUE	REMAINING REVENUE	% COLL
ECON DEV	0	0	0	150	-150	
CITY CLERK	106,120	0	106,120	98,875	7,245	93.17%
ASSESSOR	1,000	0	1,000	298	703	29.75%
INTEREST INCOME	70,000	0	70,000	46,382	23,618	66.26%
BUSINESS OFFICE	1,000	0	1,000	0	1,000	0.00%
TAX COLLECTOR	27,746,617	454,940	28,201,557	28,592,921	-391,364	101.39%
GENERAL OVERHEAD	3,554,907	339,615	3,894,522	2,287,640	1,606,882	58.74%
ROOMS & MEALS	1,324,698	116,468	1,441,166	1,441,166	0	100.00%
PUBLIC BLDGS	0	0	0	10,028	-10,028	
PLANNING	15,250	0	15,250	21,203	-5,953	139.04%
LEGAL OFFICE	50,000	0	50,000	41,667	8,333	83.33%
POLICE	352,950	1,000	353,950	227,421	126,529	64.25%
FIRE LOCAL	12,350	0	12,350	13,672	-1,322	110.70%
FIRE STATE	15,584	0	15,584	4,365	11,219	28.01%
FIRE FEDERAL	0	0	0	674	-674	
DISPATCH	62,044	0	62,044	61,075	969	98.44%
BLDG,ZONING&LICENSE	293,575	0	293,575	376,472	-82,897	128.24%
PUBLIC WORKS	31,500	0	31,500	28,498	3,002	90.47%
STATE HIGHWAY SUB	523,112	7,818	530,930	535,833	-4,903	100.92%
WELFARE	9,000	0	9,000	3,827	5,173	42.52%
RECREATION	140,000	1,000	141,000	156,070	-15,070	110.69%
LIBRARY	12,200	1,175	13,375	13,221	154	98.85%
GENERAL FUND TOTALS	34,321,907	922,016	35,243,923	33,961,457	1,282,466	96.36%

Note: If the Property Tax Revenue is removed from Tax Collector Revenue to show only non-property tax revenue, the City General Fund Revenue percentage is at 96.2%.

Enterprise Funds Year to Date Revenue Summary:

FUND	ORIGINAL ESTIM REV	ESTIM REV ADJ	REVISED ESTIM REV	ACTUAL YTD REVENUE	REMAINING REVENUE	% COLL
WATER	5,188,845	0	5,188,845	2,755,938	2,432,907	53.11%
SEWER	6,970,229	0	6,970,229	3,581,271	3,388,958	51.38%
ARENA	538,624	0	538,624	387,708	150,916	71.98%

EXPENDITURES

General Fund Year to Date Expenditure Summary:

DEPARTMENT	ORIGINAL APPROP	TRANFRS/ ADJSMTS	REVISED BUDGET	YTD EXPENDED	ENCUM	AVAILABLE BUDGET	% USED
COUNCIL/MANAGER	263,790	1,327	265,117	234,748	4,048	26,322	90.07%
ECONOMIC DEV	289,042	3,236	292,278	259,257	3,217	29,804	89.80%
MIS	420,318	13,539	433,857	335,098	3,434	95,326	78.03%
CITY CLERK	259,793	4,911	264,704	213,668	32,800	18,236	93.11%
ELECTIONS	36,944	0	36,944	31,480	1,068	4,396	88.10%
ASSESSOR	361,496	5,340	366,836	339,823	3,906	23,107	93.70%
BUSINESS OFFICE	435,470	5,242	440,712	396,484	1,244	42,985	90.25%
HUMAN RESOURCES	122,815	0	122,815	112,142	1,534	9,139	92.56%
TAX COLLECTOR	329,326	4,084	333,410	269,010	1,292	63,108	81.07%
GENERAL OVERHEAD	854,289	-226,197	628,092	606,467	38,519	-16,893	102.69%
PUBLIC BUILDINGS	804,929	30,708	835,637	718,420	28,827	88,390	89.42%
PLANNING	329,295	2,753	332,048	297,252	7,399	27,397	91.75%
LEGAL OFFICE	298,351	0	298,351	293,157	1,599	3,595	98.80%
POLICE	6,707,707	74,497	6,782,204	5,901,930	55,044	825,230	87.83%
FIRE	4,211,325	9,170	4,220,495	3,649,834	72,450	498,212	88.20%
DISPATCH CENTER	745,181	7,072	752,253	631,666	2,499	118,087	84.30%
BLDG,ZONING&LICENSE	493,882	7,828	501,710	443,079	10,748	47,883	90.46%
AMBULANCE	53,219	0	53,219	39,914	13,305	0	100.00%
PUBLIC WORKS	2,690,115	96,286	2,786,401	2,579,197	192,898	14,306	99.49%
WELFARE	439,720	4,326	444,046	324,005	3,189	116,852	73.68%
RECREATION	687,981	7,339	695,320	626,290	6,413	62,618	90.99%
LIBRARY	1,059,530	16,464	1,075,994	981,005	7,661	87,327	91.88%
COUNTY TAX	5,939,341	-46,495	5,892,846	5,892,846	0	0	100.00%
DEBT SERVICE	4,803,496	0	4,803,496	4,210,502	0	592,994	87.65%
TAX ABATEMENTS	92,256	187,040	279,296	65,891	0	213,405	23.59%
CIP TRANSFERS	1,592,296	253,546	1,845,842	1,845,842	0	0	100.00%
GENERAL FUND	34,321,907	462,016	34,783,923	31,299,005	493,094	2,991,824	91.40%

Notes: If all encumbrances are removed, the YTD Expended for City and County General Fund Departments is at 90.0% of Revised Budget.

Enterprise Funds Year to Date Expenditure Summary:

FUND	ORIGINAL APPROP	TRANFRS/ ADJSMTS	REVISED BUDGET	YTD EXPENDED	ENCUM	AVAILABLE BUDGET	% USED
WATER	5,188,845	0	5,188,845	3,423,460	145,898	1,619,488	68.79%
SEWER	6,970,229	0	6,970,229	4,854,111	146,243	1,969,874	71.74%
ARENA	538,624	0	538,624	452,290	9,764	76,569	85.78%

Note: If encumbrances are removed, the YTD Expended is at 66.0%, 69.6% and 84.0% respectively of Revised Budget.

**City and Enterprise Funds
Revenue
For Period Ending
05/31/2015**

YEAR-TO-DATE BUDGET REPORT

FOR 2015 11

ACCOUNTS FOR:		ORIGINAL	ESTIM REV	REVISED	ACTUAL YTD	REMAINING	PCT
1000	GENERAL FUND	ESTIM REV	ADJSTMTS	EST REV	REVENUE	REVENUE	COLL
11011 ECONOMIC DEVELOPMENT REVENUE							
11011	402100 APPLICATION FEES	0	0	0	150.00	-150.00	100.0%*
	TOTAL ECONOMIC DEVELOPMENT REVENUE	0	0	0	150.00	-150.00	100.0%
11031 CITY CLERK REVENUE							
11031	400408 MARRIAGE LICENSES	1,820	0	1,820	1,246.00	574.00	68.5%*
11031	400409 DOG LICENSES	26,000	0	26,000	26,846.00	-846.00	103.3%*
11031	400416 12522 E-REGISTRATION F	1,200	0	1,200	86.45	1,113.55	7.2%*
11031	400423 LANDLORD REGISTRATION	100	0	100	.00	100.00	.0%*
11031	400428 12523 POSTAGE	0	0	0	202.43	-202.43	100.0%*
11031	402101 UCC FILINGS FEES	1,000	0	1,000	1,800.00	-800.00	180.0%*
11031	402109 VITAL RECORDS	17,100	0	17,100	22,290.00	-5,190.00	130.4%*
11031	402139 DOG LICENSES STATE	12,000	0	12,000	12,000.00	.00	100.0%*
11031	402140 MARRIAGE LICENSES STA	10,000	0	10,000	6,764.00	3,236.00	67.6%*
11031	402141 VITAL RECORDS STATE	31,900	0	31,900	24,890.00	7,010.00	78.0%*
11031	406201 MISCELLANEOUS REVENUE	5,000	0	5,000	2,750.51	2,249.49	55.0%*
	TOTAL CITY CLERK REVENUE	106,120	0	106,120	98,875.39	7,244.61	93.2%
11051 ASSESSORS REVENUES							
11051	406201 MISCELLANEOUS REVENUE	1,000	0	1,000	297.50	702.50	29.8%*
	TOTAL ASSESSORS REVENUES	1,000	0	1,000	297.50	702.50	29.8%
11061 BUSINESS OFFICE REVENUE							
11061	400302 INTEREST INCOME	70,000	0	70,000	46,381.86	23,618.14	66.3%*
	TOTAL BUSINESS OFFICE REVENUE	70,000	0	70,000	46,381.86	23,618.14	66.3%
11062 BUSINESS OFFICE REVENUE							
11062	406201 MISCELLANEOUS REVENUE	1,000	0	1,000	.00	1,000.00	.0%*

YEAR-TO-DATE BUDGET REPORT

FOR 2015 11

ACCOUNTS FOR: 1000 GENERAL FUND	ORIGINAL ESTIM REV	ESTIM REV ADJUSTMTS	REVISED EST REV	ACTUAL YTD REVENUE	REMAINING REVENUE	PCT COLL
TOTAL BUSINESS OFFICE REVENUE	1,000	0	1,000	.00	1,000.00	.0%
11071 TAX COLLECTOR REVENUE						
11071 400101 PROPERTY TAX	23,431,117	454,940	23,886,057	24,107,214.94	-221,157.94	100.9%*
11071 400102 TIMBER AND GRAVEL TAX	4,000	0	4,000	3,525.58	474.42	88.1%*
11071 400103 CHARGE FOR CURRENT US	35,000	0	35,000	104,019.00	-69,019.00	297.2%*
11071 400301 INTEREST ON DELINQ TA	525,000	0	525,000	472,106.50	52,893.50	89.9%*
11071 400406 MOTOR VEHICLE PERMITS	3,550,000	0	3,550,000	3,751,905.52	-201,905.52	105.7%*
11071 400413 TRANSPORTATION TAX FE	170,000	0	170,000	152,810.00	17,190.00	89.9%*
11071 400416 E-REGISTRATION FEES	7,500	0	7,500	1,339.65	6,160.35	17.9%*
11071 402142 TAX SALE REIMBURSEMENT	24,000	0	24,000	.00	24,000.00	.0%*
TOTAL TAX COLLECTOR REVENUE	27,746,617	454,940	28,201,557	28,592,921.19	-391,364.19	101.4%
11081 GENERAL OVERHEAD REVENUE						
11081 400000 HOST COMMUNITY FEES	470,000	0	470,000	559,641.86	-89,641.86	119.1%*
11081 400104 PAYMENTS IN LIEU OF T	350,963	21,319	372,282	375,817.44	-3,535.44	100.9%*
11081 401605 CABLEVISION	240,000	0	240,000	121,603.06	118,396.94	50.7%*
11081 406101 TRANSFER FROM FUND BA	1,813,418	318,296	2,131,714	.00	2,131,713.94	.0%*
11081 406102 TRANSFER FROM CIP	0	0	0	63,668.07	-63,668.07	100.0%*
11081 406106 TRANSFER FROM OTHER F	4,000	0	4,000	2,653.80	1,346.20	66.3%*
11081 406201 MISCELLANEOUS REVENUE	5,000	0	5,000	494,292.70	-489,292.70	9885.9%*
11081 406500 RSA 205 TIF LEASE	654,069	0	654,069	653,959.52	109.48	100.0%*
11081 451900 LEASE/RENTAL INCOME	17,457	0	17,457	16,003.25	1,453.75	91.7%*
TOTAL GENERAL OVERHEAD REVENUE	3,554,907	339,615	3,894,522	2,287,639.70	1,606,882.24	58.7%
11082 GENERAL OVERHEAD REVENUE						
11082 401603 ROOMS AND MEALS TAX	1,324,698	116,468	1,441,166	1,441,166.34	-.34	100.0%*
TOTAL GENERAL OVERHEAD REVENUE	1,324,698	116,468	1,441,166	1,441,166.34	-.34	100.0%
11091 PUBLIC BLDGS REVENUE						
11091 406201 MISCELLANEOUS	0	0	0	1,851.70	-1,851.70	100.0%*

YEAR-TO-DATE BUDGET REPORT

FOR 2015 11

ACCOUNTS FOR: 1000 GENERAL FUND	ORIGINAL ESTIM REV	ESTIM REV ADJSTMTS	REVISED EST REV	ACTUAL YTD REVENUE	REMAINING REVENUE	PCT COLL
11091 406299 INSURANCE CLAIM REIMB	0	0	0	8,176.00	-8,176.00	100.0%*
TOTAL PUBLIC BLDGS REVENUE	0	0	0	10,027.70	-10,027.70	100.0%
11101 PLANNING						
11101 400424 POSTAGE - ABUTTER NOT	1,000	0	1,000	1,213.62	-213.62	121.4%*
11101 402102 SITE REVIEW APPLICATI	12,000	0	12,000	15,683.80	-3,683.80	130.7%*
11101 402104 SUB DIVISION APPLICA	2,000	0	2,000	4,275.00	-2,275.00	213.8%*
11101 406201 MISCELLANEOUS REVENUE	250	0	250	30.80	219.20	12.3%*
TOTAL PLANNING	15,250	0	15,250	21,203.22	-5,953.22	139.0%
11201 REV LEGAL OFFICE						
11201 406106 TRANSFER FROM OTHER F	50,000	0	50,000	41,666.60	8,333.40	83.3%*
TOTAL REV LEGAL OFFICE	50,000	0	50,000	41,666.60	8,333.40	83.3%
12011 POLICE CITY REVENUE						
12011 400407 PISTOL PERMITS	3,600	0	3,600	4,889.50	-1,289.50	135.8%*
12011 402110 INCOME FROM COPY MACH	3,700	0	3,700	3,708.20	-8.20	100.2%*
12011 402111 OUTSIDE SECURITY SERV	280,000	0	280,000	169,285.69	110,714.31	60.5%*
12011 402115 ALARM FEES	3,500	0	3,500	4,560.00	-1,060.00	130.3%*
12011 402120 WRECKER SERVICE INCOM	1,650	0	1,650	1,650.00	.00	100.0%*
12011 402121 DOG SHELTER & TRANSP	3,000	0	3,000	997.05	2,002.95	33.2%*
12011 402122 DOG FINES	19,000	0	19,000	14,659.00	4,341.00	77.2%*
12011 405201 COURT FINES	12,000	0	12,000	13,176.49	-1,176.49	109.8%*
12011 405202 PARKING TICKETS	7,500	0	7,500	3,346.58	4,153.42	44.6%*
12011 405203 EXCESS ALARM PENALTY	3,000	0	3,000	700.00	2,300.00	23.3%*
12011 406201 MISCELLANEOUS REVENUE	2,000	1,000	3,000	3,696.68	-696.68	123.2%*
12011 406209 POLICE RESTITUTION RE	1,000	0	1,000	665.11	334.89	66.5%*
12011 406210 WITNESS FEES	7,000	0	7,000	6,086.79	913.21	87.0%*
12011 406216 HOST TRAINING FEES	6,000	0	6,000	.00	6,000.00	.0%*
TOTAL POLICE CITY REVENUE	352,950	1,000	353,950	227,421.09	126,528.91	64.3%
12021 FIRE CITY REVENUE						
12021 402111 OUTSIDE SERVICES REVE	10,000	0	10,000	5,277.03	4,722.97	52.8%*

YEAR-TO-DATE BUDGET REPORT

FOR 2015 11

ACCOUNTS FOR: 1000 GENERAL FUND	ORIGINAL ESTIM REV	ESTIM REV ADJSTMTS	REVISED EST REV	ACTUAL YTD REVENUE	REMAINING REVENUE	PCT COLL
12021 402157 00505 TANK REMOVAL	1,850	0	1,850	5,799.00	-3,949.00	313.5%*
12021 406201 MISCELLANEOUS REVENUE	0	0	0	2,595.75	-2,595.75	100.0%*
12021 406205 FIRE DONATIONS	500	0	500	.00	500.00	.0%*
TOTAL FIRE CITY REVENUE	12,350	0	12,350	13,671.78	-1,321.78	110.7%
12022 FIRE STATE REVENUE						
12022 400417 RERP	15,584	0	15,584	353.37	15,230.63	2.3%*
12022 406201 15565 NH FIRE STANDARD	0	0	0	4,011.53	-4,011.53	100.0%*
TOTAL FIRE STATE REVENUE	15,584	0	15,584	4,364.90	11,219.10	28.0%
12023 FIRE FEDERAL REVENUE						
12023 406201 MISCELLANEOUS	0	0	0	673.65	-673.65	100.0%*
TOTAL FIRE FEDERAL REVENUE	0	0	0	673.65	-673.65	100.0%
12031 DISPATCH CENTER						
12031 400303 CONTRACT REVENUE	62,044	0	62,044	61,075.18	968.82	98.4%*
TOTAL DISPATCH CENTER	62,044	0	62,044	61,075.18	968.82	98.4%
12041 CODE ENFORCEMENT REVENUE						
12041 400401 FOOD PERMITS	29,000	0	29,000	18,609.50	10,390.50	64.2%*
12041 400402 TAXI PERMITS	700	0	700	880.00	-180.00	125.7%*
12041 400403 AMUSEMENT PERMITS	4,000	0	4,000	2,850.00	1,150.00	71.3%*
12041 400404 BUILDING PERMITS	250,000	0	250,000	345,906.00	-95,906.00	138.4%*
12041 400411 HAWKERS & PEDDLERS	500	0	500	225.00	275.00	45.0%*
12041 400424 POSTAGE - ABUTTER NOT	1,000	0	1,000	993.55	6.45	99.4%*
12041 400425 SECOND HAND DEALER LI	1,000	0	1,000	1,593.00	-593.00	159.3%*
12041 400426 PAWNBROKER LICENSE	100	0	100	200.00	-100.00	200.0%*
12041 400427 JUNK YARD & DEALER LI	175	0	175	125.00	50.00	71.4%*

YEAR-TO-DATE BUDGET REPORT

FOR 2015 11

ACCOUNTS FOR: 1000 GENERAL FUND	ORIGINAL ESTIM REV	ESTIM REV ADJSTMTS	REVISED EST REV	ACTUAL YTD REVENUE	REMAINING REVENUE	PCT COLL
12041 402103 ZONING APPLICATIONS	7,000	0	7,000	3,850.00	3,150.00	55.0%*
12041 406201 MISCELLANEOUS REVENUE	100	0	100	1,239.80	-1,139.80	1239.8%*
TOTAL CODE ENFORCEMENT REVENUE	293,575	0	293,575	376,471.85	-82,896.85	128.2%
13011 PUBLIC WORKS REVENUE						
13011 400405 EXCAVATION PERMITS	6,000	0	6,000	11,200.00	-5,200.00	186.7%*
13011 400412 HAZARDOUS WASTE REVEN	11,000	0	11,000	.00	11,000.00	.0%*
13011 400414 DRIVEWAY PERMITS FEES	4,500	0	4,500	4,200.00	300.00	93.3%*
13011 400418 INSPECTION FEES	0	0	0	2,625.00	-2,625.00	100.0%*
13011 400420 COMPOST BINS	0	0	0	271.00	-271.00	100.0%*
13011 400421 RECYCLE BINS	0	0	0	1,645.00	-1,645.00	100.0%*
13011 400422 TOWER SYSTEM STICKERS	0	0	0	1,583.25	-1,583.25	100.0%*
13011 406201 MISCELLANEOUS REVENUE	10,000	0	10,000	5,983.48	4,016.52	59.8%*
13011 406299 INSURANCE CLAIM REIMB	0	0	0	990.50	-990.50	100.0%*
TOTAL PUBLIC WORKS REVENUE	31,500	0	31,500	28,498.23	3,001.77	90.5%
13012 STATE HIGHWAY SUBSIDY						
13012 401604 HIGHWAY BLOCK SUBSIDY	523,112	7,818	530,930	535,833.44	-4,903.44	100.9%*
TOTAL STATE HIGHWAY SUBSIDY	523,112	7,818	530,930	535,833.44	-4,903.44	100.9%
14011 WELFARE REVENUE						
14011 402123 WELFARE REIMBURSE	9,000	0	9,000	3,826.68	5,173.32	42.5%*
TOTAL WELFARE REVENUE	9,000	0	9,000	3,826.68	5,173.32	42.5%
14021 RECREATION REVENUE						
14021 402124 REC01 YOUTH BASKETBALL	22,375	0	22,375	26,555.00	-4,180.00	118.7%*
14021 402130 REC11 PLAYGROUND CAMPS	70,000	0	70,000	75,973.00	-5,973.00	108.5%*
14021 402153 REC16 HANSON PINE SWIM	10,800	0	10,800	16,355.00	-5,555.00	151.4%*

YEAR-TO-DATE BUDGET REPORT

FOR 2015 11

ACCOUNTS FOR: 1000 GENERAL FUND	ORIGINAL ESTIM REV	ESTIM REV ADJSTMTS	REVISED EST REV	ACTUAL YTD REVENUE	REMAINING REVENUE	PCT COLL
14021 402154 REC05 MISC TODDLER PRO	19,900	0	19,900	16,675.00	3,225.00	83.8%*
14021 406200 REC19 OTHER INCOME REN	13,925	0	13,925	14,450.58	-525.58	103.8%*
14021 406201 MI SCELLANEOUS REVENUE	3,000	0	3,000	5,061.20	-2,061.20	168.7%*
14021 406207 15551 RECREATION DONAT	0	1,000	1,000	1,000.00	.00	100.0%*
TOTAL RECREATION REVENUE	140,000	1,000	141,000	156,069.78	-15,069.78	110.7%
14031 LIBRARY REVENUE						
14031 400419 LIBRARY REGISTRATION	8,000	0	8,000	8,064.40	-64.40	100.8%*
14031 402110 COPY MACHINE	4,200	0	4,200	3,981.37	218.63	94.8%*
14031 406217 DONATIONS	0	1,175	1,175	1,175.00	.00	100.0%*
TOTAL LIBRARY REVENUE	12,200	1,175	13,375	13,220.77	154.23	98.8%
TOTAL GENERAL FUND	34,321,907	922,016	35,243,923	33,961,456.85	1,282,466.09	96.4%
TOTAL REVENUES	34,321,907	922,016	35,243,923	33,961,456.85	1,282,466.09	

YEAR-TO-DATE BUDGET REPORT

FOR 2015 11

ACCOUNTS FOR:		ORIGINAL	ESTIM REV	REVISED	ACTUAL YTD	REMAINING	PCT
5001	WATER ENTERPRISE FUND	ESTIM REV	ADJSTMTS	EST REV	REVENUE	REVENUE	COLL
510001 WATER WORKS REVENUE							
510001 400302	INTEREST INCOME	2,500	0	2,500	2,500.00	.00	100.0%*
510001 406105	XFER FROM RET EARNIN	1,275,345	0	1,275,345	.00	1,275,345.00	.0%*
510001 406201	MISCELLANEOUS REVENU	25,000	0	25,000	114,231.18	-89,231.18	456.9%*
510001 406600	CONSTRUCTION REVENUE	50,000	0	50,000	44,139.26	5,860.74	88.3%*
510001 406601	USER FEES	3,800,000	0	3,800,000	2,583,869.10	1,216,130.90	68.0%*
510001 406602	INTEREST ON DEL ACCT	12,000	0	12,000	9,518.23	2,481.77	79.3%*
510001 406603	HYDRANT RENTAL FEES	24,000	0	24,000	1,680.00	22,320.00	7.0%*
TOTAL WATER WORKS REVENUE		5,188,845	0	5,188,845	2,755,937.77	2,432,907.23	53.1%
TOTAL WATER ENTERPRISE FUND		5,188,845	0	5,188,845	2,755,937.77	2,432,907.23	53.1%
TOTAL REVENUES		5,188,845	0	5,188,845	2,755,937.77	2,432,907.23	

YEAR-TO-DATE BUDGET REPORT

FOR 2015 11

ACCOUNTS FOR:	ORIGINAL	ESTIM REV	REVISED	ACTUAL YTD	REMAINING	PCT
5002 SEWER ENTERPRISE FUND	ESTIM REV	ADJSTMTS	EST REV	REVENUE	REVENUE	COLL
520001 SEWER WORKS REVENUE						
520001 400302 INTEREST INCOME	2,500	0	2,500	2,500.00	.00	100.0%*
520001 406102 TRANSFER FROM CIP	0	0	0	55.50	-55.50	100.0%*
520001 406105 XFER FROM RET EARNIN	1,290,815	0	1,290,815	.00	1,290,815.00	.0%*
520001 406201 MISCELLANEOUS REVENUE	4,000	0	4,000	74,588.42	-70,588.42	1864.7%*
520001 406211 HOMEMAKERS SRF LOAN	16,049	0	16,049	16,408.84	-359.84	102.2%*
520001 406600 CONSTRUCTION REVENUE	10,000	0	10,000	3,242.50	6,757.50	32.4%*
520001 406601 USER FEES	5,047,000	0	5,047,000	3,217,860.38	1,829,139.62	63.8%*
520001 406602 INTEREST ON DEL ACCT	12,000	0	12,000	11,269.43	730.57	93.9%*
520001 406607 IMPACT FEES	14,000	0	14,000	46,900.00	-32,900.00	335.0%*
520001 406701 SEPTIC DISPOSAL PERM	175,000	0	175,000	99,266.00	75,734.00	56.7%*
520001 406703 INDUSTRIAL PRE-TREAT	10,000	0	10,000	9,742.66	257.34	97.4%*
TOTAL SEWER WORKS REVENUE	6,581,364	0	6,581,364	3,481,833.73	3,099,530.27	52.9%
520002 SEWER WORKS REVENUE						
520002 406306 STATE AID GRANT C-52	369,290	0	369,290	50,062.00	319,228.00	13.6%*
520002 406307 STATE AID GRANT C-77	7,290	0	7,290	7,290.00	.00	100.0%*
520002 406308 STATE AID GRANT C-77	12,285	0	12,285	3,625.00	8,660.00	29.5%*
520002 406309 STATE AID GRANT C-83	0	0	0	19,470.00	-19,470.00	100.0%*
520002 406310 STATE AID GRANT C-83	0	0	0	5,718.00	-5,718.00	100.0%*
520002 406311 STATE AID GRANT C-83	0	0	0	13,272.00	-13,272.00	100.0%*
TOTAL SEWER WORKS REVENUE	388,865	0	388,865	99,437.00	289,428.00	25.6%
TOTAL SEWER ENTERPRISE FUND	6,970,229	0	6,970,229	3,581,270.73	3,388,958.27	51.4%
TOTAL REVENUES	6,970,229	0	6,970,229	3,581,270.73	3,388,958.27	

YEAR-TO-DATE BUDGET REPORT

FOR 2015 11

ACCOUNTS FOR:		ORIGINAL	ESTIM REV	REVISED	ACTUAL YTD	REMAINING	PCT
5003	ARENA ENTERPRISE FUND	ESTIM REV	ADJSTMTS	EST REV	REVENUE	REVENUE	COLL
530001 ARENA REVENUE							
530001	400302 INTEREST INCOME	500	0	500	500.00	.00	100.0%*
530001	406105 XFER FROM RET EARNIN	91,424	0	91,424	.00	91,424.00	.0%*
530001	406201 MISCELLANEOUS REVENU	0	0	0	10,428.50	-10,428.50	100.0%*
530001	406202 55310 GENERAL SALES	49,700	0	49,700	28,234.00	21,466.00	56.8%*
530001	406450 55410 ADV DASHER BOAR	11,000	0	11,000	15,387.50	-4,387.50	139.9%*
530001	406500 55500 CONTRACT ICE SA	376,000	0	376,000	324,824.80	51,175.20	86.4%*
530001	406805 LEASE RECREATION DEP	10,000	0	10,000	8,333.40	1,666.60	83.3%*
TOTAL ARENA REVENUE		538,624	0	538,624	387,708.20	150,915.80	72.0%
TOTAL ARENA ENTERPRISE FUND		538,624	0	538,624	387,708.20	150,915.80	72.0%
TOTAL REVENUES		538,624	0	538,624	387,708.20	150,915.80	

YEAR-TO-DATE BUDGET REPORT

FOR 2015 11

ACCOUNTS FOR: 1501	CAPITAL PROJECTS GENERAL FUND	ORIGINAL ESTIM REV	ESTIM REV ADJSTMTS	REVISED EST REV	ACTUAL YTD REVENUE	REMAINING REVENUE	PCT COLL
150000	CIP REVENUE BONDING	49,044,091	-2,823,626	46,220,465	21,061,909.83	25,158,554.98	45.6%
150001	CIP REVENUE CASH	9,200,407	432,826	9,633,233	9,657,063.88	-23,830.97	100.2%
150002	CIP REVENUE STATE	3,929,831	-309,923	3,619,908	3,621,908.14	-2,000.00	100.1%
150003	CIP REVENUE FUND BAL/RET EAR	3,304,245	420,673	3,724,918	3,739,806.17	-14,888.29	100.4%
150004	CIP REVENUE DEDICATED REVENUE	2,783,779	10,019	2,793,798	2,962,630.23	-168,832.73	106.0%
150005	CIP REVENUE GRANTS	6,537,329	658,219	7,195,548	5,739,349.48	1,456,198.81	79.8%
TOTAL CAPITAL PROJECTS GENERAL FUND		74,799,681	-1,611,812	73,187,870	46,782,667.73	26,405,201.80	63.9%

YEAR-TO-DATE BUDGET REPORT

FOR 2015 11

ACCOUNTS FOR: 5501 CAPITAL PROJECTS WATER FUND	ORIGINAL ESTIM REV	ESTIM REV ADJUSTMTS	REVISED EST REV	ACTUAL YTD REVENUE	REMAINING REVENUE	PCT COLL
550101 CIP REVENUE CASH	2,736,341	-812,338	1,924,002	2,485,339.65	-561,337.46	129.2%
550102 CIP REVENUES STATE	290,000	24,500	314,500	314,500.00	.00	100.0%
550103 CIP REVENUE FUND BAL/RET EAR	171,903	-14,671	157,232	171,903.00	-14,670.86	109.3%
550104 OTHER REVENUES	30,000	0	30,000	30,000.00	.00	100.0%
550105 WATER CIP REVENUE GRANTS	2,521,100	13,349	2,534,449	15,000.00	2,519,448.50	.6%
TOTAL CAPITAL PROJECTS WATER FUND	5,749,344	-789,161	4,960,183	3,016,742.65	1,943,440.18	60.8%

YEAR-TO-DATE BUDGET REPORT

FOR 2015 11

ACCOUNTS FOR: 5502	CAPITAL PROJECTS SEWER FUND	ORIGINAL ESTIM REV	ESTIM REV ADJSTMTS	REVISED EST REV	ACTUAL YTD REVENUE	REMAINING REVENUE	PCT COLL
550201	CIP REVENUE CASH	3,683,283	-518,693	3,164,591	3,512,251.16	-347,660.43	111.0%
550202	CIP REVENUE STATE	390,000	-390,000	0	.00	.00	.0%
550203	CIP REVENUE FUND BAL/RET EAR	593,018	-55,340	537,678	593,018.00	-55,339.57	110.3%
550205	CIP REVENUE FUND	2,532,326	-4,600	2,527,726	745,022.39	1,782,703.61	29.5%
TOTAL CAPITAL PROJECTS SEWER FUND		7,198,627	-968,632	6,229,995	4,850,291.55	1,379,703.61	77.9%

YEAR-TO-DATE BUDGET REPORT

FOR 2015 11

ACCOUNTS FOR:		ORIGINAL	ESTIM REV	REVISED	ACTUAL YTD	REMAINING	PCT
5503	CAPITAL PROJECTS ARENA FUND	ESTIM REV	ADJSTMTS	EST REV	REVENUE	REVENUE	COLL
550301	CIP REVENUE CASH	35,000	-12,046	22,954	23,089.54	-135.54	100.6%
550305	CIP REVENUE FUND	64,356	0	64,356	64,356.00	.00	100.0%
TOTAL CAPITAL PROJECTS ARENA FUND		99,356	-12,046	87,310	87,445.54	-135.54	100.2%

**City and Enterprise Funds
Expenses
For Period Ending
05/31/2015**

YEAR-TO-DATE BUDGET REPORT

FOR 2015 11

ACCOUNTS FOR: 1000 GENERAL FUND	ORIGINAL APPROP	TRANSFERS/ ADJUSTMENTS	REVISED BUDGET	YTD EXPENDED	ENCUMBRANCES	AVAILABLE BUDGET	PCT USED
11000051 CITY MANAGER							
11000051 511001 SALARIES - FULL TI	152,094	0	152,094	153,774.52	.00	-1,680.52	101.1%*
11000051 511002 SALARIES - PART TI	500	0	500	.00	.00	500.00	.0%
11000051 511009 SALARIES - CITY CO	21,300	0	21,300	6,057.50	.00	15,242.50	28.4%
11000051 511099 SALARIES - ADJUSTM	1,221	0	1,221	.00	.00	1,221.00	.0%
11000051 516000 LONGEVITY	385	0	385	385.00	.00	.00	100.0%*
11000051 519000 TRAVEL ALLOWANCE	6,300	0	6,300	5,808.00	.00	492.00	92.2%*
11000051 521100 HEALTH INSURANCE	2,795	0	2,795	5,046.67	.00	-2,251.67	180.6%*
11000051 521200 DENTAL INSURANCE	281	0	281	293.37	.00	-12.37	104.4%*
11000051 521300 LIFE INSURANCE	1,469	0	1,469	1,443.80	.00	25.20	98.3%*
11000051 522000 SOCIAL SECURITY CO	12,655	0	12,655	11,619.62	.00	1,035.38	91.8%*
11000051 523000 RETIREMENT CONTRIB	22,759	0	22,759	22,748.19	.00	10.81	100.0%*
11000051 526000 WORKERS' COMPENSAT	539	0	539	262.41	276.59	.00	100.0%*
11000051 528001 IPT	1,356	0	1,356	1,388.29	.00	-32.29	102.4%*
11000051 532001 STAFF DEVELOPMENT	3,929	0	3,929	2,255.00	1,000.00	674.00	82.8%
11000051 534006 CONSULTING OTHER	5,000	0	5,000	2,930.50	1,200.00	869.50	82.6%
11000051 544500 LEASE COPIER/PRINT	2,924	0	2,924	2,957.31	.00	-33.31	101.1%*
11000051 552003 GENERAL LIABILITY	1,272	0	1,272	1,279.34	.00	-7.34	100.6%*
11000051 553000 COMMUNICATIONS	2,520	0	2,520	2,098.40	.00	421.60	83.3%
11000051 553400 POSTAGE FEES	175	0	175	72.98	.00	102.02	41.7%
11000051 554000 ADVERTISING	50	0	50	.00	.00	50.00	.0%
11000051 555000 PRINTING AND BINDI	625	0	625	.00	.00	625.00	.0%
11000051 558000 TRAVEL	7,000	0	7,000	4,888.71	522.58	1,588.71	77.3%
11000051 561003 OFFICE SUPPLIES	1,750	0	1,750	788.44	549.42	412.14	76.4%
11000051 561005 PUBLICATIONS	2,755	0	2,755	1,451.91	369.65	933.44	66.1%
11000051 573401 ADMIN EQUIPMENT	1,700	1,327	3,027	2,697.85	.00	329.02	89.1%
11000051 581000 DUES AND FEES	2,086	0	2,086	2,021.65	.00	64.35	96.9%*
11000051 589000 MISCELLANEOUS EXPE	800	0	800	744.32	7.92	47.76	94.0%*
11000051 589028 SPECIAL EVENTS	100	0	100	.00	.00	100.00	.0%
11000051 589070 EMPLOYEE RECOGNITI	5,950	0	5,950	760.45	121.55	5,068.00	14.8%
11000051 591100 PATRIOTIC SERVICES	1,500	0	1,500	973.40	.00	526.60	64.9%
TOTAL CITY MANAGER	263,790	1,327	265,117	234,747.63	4,047.71	26,321.53	90.1%
11012351 ECONOMIC DEVELOPMENT							
11012351 511001 SALARIES - FULL TI	175,824	-6,264	169,560	156,763.65	.00	12,796.35	92.5%*
11012351 511099 SALARIES - ADJUSTM	1,000	0	1,000	.00	.00	1,000.00	.0%
11012351 516000 LONGEVITY	400	0	400	400.00	.00	.00	100.0%*

YEAR-TO-DATE BUDGET REPORT

FOR 2015 11

ACCOUNTS 1000	FOR: GENERAL FUND		ORIGINAL APPROP	TRANSFERS/ ADJUSTMENTS	REVISED BUDGET	YTD EXPENDED	ENCUMBRANCES	AVAILABLE BUDGET	PCT USED
11012351	519000	TRAVEL ALLOWANCE	5,000	0	5,000	5,000.00	.00	.00	100.0%*
11012351	521100	HEALTH INSURANCE	48,074	0	48,074	36,636.29	.00	11,437.71	76.2%
11012351	521200	DENTAL INSURANCE	761	0	761	494.60	.00	266.40	65.0%
11012351	521300	LIFE INSURANCE	322	0	322	279.19	.00	42.81	86.7%
11012351	522000	SOCIAL SECURITY CO	12,398	0	12,398	11,265.23	.00	1,132.77	90.9%
11012351	523000	RETIREMENT CONTRIB	19,628	0	19,628	16,708.94	.00	2,919.06	85.1%
11012351	526000	WORKERS' COMPENSAT	2,739	0	2,739	1,333.47	1,405.53	.00	100.0%*
11012351	528001	IPT	1,706	0	1,706	1,478.63	.00	227.37	86.7%
11012351	532001	STAFF DEVELOPMENT	3,315	0	3,315	3,023.02	265.50	26.48	99.2%*
11012351	532200	CONTRACTED SERVICE	0	9,500	9,500	8,790.26	609.74	100.00	98.9%*
11012351	544500	LEASE COPIER/PRINT	605	0	605	538.70	.00	66.30	89.0%
11012351	552003	GENERAL LIABILITY	1,195	0	1,195	1,201.90	.00	-6.90	100.6%*
11012351	553000	COMMUNICATIONS	3,000	0	3,000	3,820.09	66.95	-887.04	129.6%*
11012351	553400	POSTAGE FEES	450	0	450	242.48	123.06	84.46	81.2%
11012351	555000	PRINTING AND BINDI	400	0	400	229.59	.00	170.41	57.4%
11012351	558000	TRAVEL	6,000	0	6,000	5,796.10	212.34	-8.44	100.1%*
11012351	561003	OFFICE SUPPLIES	2,400	-820	1,580	1,289.73	228.99	61.28	96.1%*
11012351	561005	PUBLICATIONS	300	0	300	249.00	.00	51.00	83.0%
11012351	573401	ADMIN EQUIPMENT	700	820	1,520	1,036.78	230.00	253.22	83.3%
11012351	581000	DUES AND FEES	2,825	0	2,825	2,671.00	75.00	79.00	97.2%*
11012351	589000	MISCELLANEOUS EXPE	0	0	0	8.49	.00	-8.49	100.0%*
TOTAL ECONOMIC DEVELOPMENT			289,042	3,236	292,278	259,257.14	3,217.11	29,803.75	89.8%

11020050 MUNICIPAL INFORMATION SYSTEMS

11020050	511001	SALARIES - FULL TI	193,402	12,793	206,195	181,957.14	.00	24,237.86	88.2%
11020050	511002	SALARIES - PART TI	32,843	746	33,589	31,107.36	.00	2,481.64	92.6%*
11020050	513001	OVERTIME - REGULAR	2,000	0	2,000	1,427.85	.00	572.15	71.4%
11020050	516000	LONGEVITY	1,715	0	1,715	1,715.00	.00	.00	100.0%*
11020050	521100	HEALTH INSURANCE	44,620	0	44,620	29,271.21	.00	15,348.79	65.6%
11020050	521200	DENTAL INSURANCE	802	0	802	689.95	.00	112.05	86.0%
11020050	521300	LIFE INSURANCE	368	0	368	325.60	.00	42.40	88.5%
11020050	522000	SOCIAL SECURITY CO	16,941	0	16,941	16,033.39	.00	907.61	94.6%*
11020050	523000	RETIREMENT CONTRIB	21,212	0	21,212	19,911.07	.00	1,300.93	93.9%*
11020050	526000	WORKERS' COMPENSAT	592	0	592	288.21	303.79	.00	100.0%*
11020050	528001	IPT	1,883	0	1,883	1,716.20	.00	166.80	91.1%
11020050	532001	STAFF DEVELOPMENT	2,200	0	2,200	1,534.66	.00	665.34	69.8%
11020050	532200	CONTRACTED SERVICE	6,375	0	6,375	5,000.00	291.60	1,083.40	83.0%
11020050	533012	GOVERNMENT CHANNEL	6,285	0	6,285	5,240.95	301.18	742.87	88.2%
11020050	534003	SOFTWARE MAINTENAN	7,815	1,500	9,315	9,067.62	.00	247.38	97.3%*
11020050	534006	CONSULTING OTHER	50,000	-1,500	48,500	7,552.50	997.50	39,950.00	17.6%

YEAR-TO-DATE BUDGET REPORT

FOR 2015 11

ACCOUNTS 1000	FOR: GENERAL FUND		ORIGINAL APPROP	TRANSFERS/ ADJUSTMENTS	REVISED BUDGET	YTD EXPENDED	ENCUMBRANCES	AVAILABLE BUDGET	PCT USED
11020050	543002	EQUIPMENT MAINTENANCE	11,250	0	11,250	9,107.38	644.38	1,498.24	86.7%
11020050	544500	LEASE COPIER/PRINT	1,030	0	1,030	676.50	.00	353.50	65.7%
11020050	552003	GENERAL LIABILITY	1,570	0	1,570	1,579.07	.00	-9.07	100.6%*
11020050	553000	COMMUNICATIONS	7,320	0	7,320	5,886.21	600.00	833.79	88.6%
11020050	553400	POSTAGE FEES	100	0	100	1.92	.00	98.08	1.9%
11020050	558000	TRAVEL	2,800	0	2,800	779.53	295.41	1,725.06	38.4%
11020050	561003	OFFICE SUPPLIES	500	0	500	203.84	.00	296.16	40.8%
11020050	565000	SOFTWARE	3,250	0	3,250	3,250.00	.00	.00	100.0%*
11020050	573401	ADMIN EQUIPMENT	2,420	0	2,420	722.31	.00	1,697.69	29.8%
11020050	573402	SOFTWARE - CAPITAL	1,000	0	1,000	52.15	.00	947.85	5.2%
11020050	581000	DUES AND FEES	25	0	25	.00	.00	25.00	.0%
TOTAL MUNICIPAL INFORMATION SYSTEMS			420,318	13,539	433,857	335,097.62	3,433.86	95,325.52	78.0%
11030051 CITY CLERK									
11030051	511001	SALARIES - FULL TIME	116,423	2,911	119,334	109,643.13	.00	9,690.87	91.9%*
11030051	511002	SALARIES - PART TIME	2,500	0	2,500	2,692.50	.00	-192.50	107.7%*
11030051	513001	OVERTIME - REGULAR	1,000	0	1,000	1,701.96	.00	-701.96	170.2%*
11030051	516000	LONGEVITY	525	0	525	525.00	.00	.00	100.0%*
11030051	521100	HEALTH INSURANCE	47,714	0	47,714	44,068.09	.00	3,645.91	92.4%*
11030051	521200	DENTAL INSURANCE	696	0	696	639.36	.00	56.64	91.9%*
11030051	521300	LIFE INSURANCE	264	0	264	200.20	.00	63.80	75.8%
11030051	522000	SOCIAL SECURITY CONTRIBUTION	7,871	0	7,871	7,485.95	.00	385.05	95.1%*
11030051	523000	RETIREMENT CONTRIBUTION	12,813	0	12,813	12,164.37	.00	648.63	94.9%*
11030051	526000	WORKERS' COMPENSATION	319	0	319	155.30	163.70	.00	100.0%*
11030051	528001	INTELLIGENCE	1,377	0	1,377	1,053.26	.00	323.74	76.5%
11030051	532001	STAFF DEVELOPMENT	1,350	305	1,655	1,647.00	.00	8.00	99.5%*
11030051	532200	CONTRACTED SERVICE	500	0	500	30.00	175.00	295.00	41.0%
11030051	543002	EQUIPMENT MAINTENANCE	300	0	300	.00	.00	300.00	.0%
11030051	544500	LEASE COPIER/PRINT	2,654	0	2,654	2,392.37	.00	261.63	90.1%
11030051	552003	GENERAL LIABILITY	802	0	802	806.63	.00	-4.63	100.6%*
11030051	553000	COMMUNICATIONS	500	0	500	415.88	.00	84.12	83.2%
11030051	553400	POSTAGE FEES	600	0	600	595.83	.00	4.17	99.3%*
11030051	554000	ADVERTISING	1,800	2,000	3,800	2,471.35	1,331.85	-3.20	100.1%*
11030051	555000	PRINTING AND BINDING	1,800	-1,275	525	147.40	186.40	191.20	63.6%
11030051	558000	TRAVEL	400	0	400	135.96	62.15	201.89	49.5%
11030051	561003	OFFICE SUPPLIES	1,075	1,000	2,075	1,161.52	409.99	503.49	75.7%
11030051	561011	DOG LICENSES SUPPLIES	2,000	-30	1,970	1,223.45	410.11	336.44	82.9%
11030051	573401	ADMIN EQUIPMENT	100	0	100	.00	.00	100.00	.0%
11030051	581000	DUES AND FEES	410	0	410	395.00	.00	15.00	96.3%*
11030051	589013	REGISTRY OF DEEDS	100	0	100	.00	.00	100.00	.0%

YEAR-TO-DATE BUDGET REPORT

FOR 2015 11

ACCOUNTS 1000	FOR: GENERAL FUND		ORIGINAL APPROP	TRANSFERS/ ADJUSTMENTS	REVISED BUDGET	YTD EXPENDED	ENCUMBRANCES	AVAILABLE BUDGET	PCT USED
11030051	589017	STATE FEE DOG LICE	12,000	0	12,000	.00	12,000.00	.00	100.0%*
11030051	589019	STATE FEE MARRIAGE	10,000	0	10,000	4,712.00	5,288.00	.00	100.0%*
11030051	589021	STATE FEE VITAL RE	31,900	0	31,900	17,204.00	12,773.00	1,923.00	94.0%*
TOTAL CITY CLERK			259,793	4,911	264,704	213,667.51	32,800.20	18,236.29	93.1%

11040050 ELECTIONS

11040050	511002	SALARIES - PART TI	2,500	3,095	5,595	5,595.00	.00	.00	100.0%*
11040050	511009	SALARIES - ELECTIO	17,730	-3,095	14,635	14,418.50	.00	216.50	98.5%*
11040050	513001	OVERTIME - REGULAR	1,000	0	1,000	294.55	.00	705.45	29.5%
11040050	522000	SOCIAL SECURITY CO	1,625	0	1,625	1,553.54	.00	71.46	95.6%*
11040050	523000	RETIREMENT CONTRIB	0	0	0	31.72	.00	-31.72	100.0%*
11040050	526000	WORKERS' COMPENSAT	32	0	32	15.58	16.42	.00	100.0%*
11040050	534003	SOFTWARE MAINTENAN	4,700	-890	3,810	3,726.90	.00	83.10	97.8%*
11040050	543002	EQUIPMENT MAINTENA	1,200	0	1,200	1,200.00	.00	.00	100.0%*
11040050	544100	RENTAL LAND & BUIL	1,500	0	1,500	1,500.00	.00	.00	100.0%*
11040050	552003	GENERAL LIABILITY	117	0	117	117.68	.00	-.68	100.6%*
11040050	553400	POSTAGE FEES	1,600	-110	1,490	283.57	.00	1,206.43	19.0%
11040050	554000	ADVERTISING	800	0	800	313.95	486.05	.00	100.0%*
11040050	555000	PRINTING AND BINDI	1,500	-1,000	500	.00	.00	500.00	.0%
11040050	558000	TRAVEL	240	0	240	170.07	.00	69.93	70.9%
11040050	561003	OFFICE SUPPLIES	300	0	300	.00	.00	300.00	.0%
11040050	573900	OTHER EQUIPMENT	100	0	100	.00	.00	100.00	.0%
11040050	589000	MISCELLANEOUS EXPE	2,000	2,000	4,000	2,258.66	565.34	1,176.00	70.6%
TOTAL ELECTIONS			36,944	0	36,944	31,479.72	1,067.81	4,396.47	88.1%

11050070 ASSESSORS

11050070	511001	SALARIES - FULL TI	194,499	4,862	199,361	184,051.40	.00	15,309.60	92.3%*
11050070	511002	SALARIES - PART TI	19,136	478	19,614	20,840.57	.00	-1,226.57	106.3%*
11050070	513001	OVERTIME - REGULAR	500	0	500	351.86	.00	148.14	70.4%
11050070	516000	LONGEVITY	1,800	0	1,800	1,650.00	.00	150.00	91.7%
11050070	521100	HEALTH INSURANCE	58,641	0	58,641	60,163.45	.00	-1,522.45	102.6%*
11050070	521200	DENTAL INSURANCE	947	0	947	870.00	.00	77.00	91.9%*
11050070	521300	LIFE INSURANCE	344	0	344	329.02	.00	14.98	95.6%*
11050070	522000	SOCIAL SECURITY CO	15,563	0	15,563	14,639.51	.00	923.49	94.1%*
11050070	523000	RETIREMENT CONTRIB	21,198	0	21,198	20,037.92	.00	1,160.08	94.5%*
11050070	526000	WORKERS' COMPENSAT	5,095	0	5,095	2,480.48	2,614.52	.00	100.0%*

YEAR-TO-DATE BUDGET REPORT

FOR 2015 11

ACCOUNTS 1000	FOR: GENERAL FUND		ORIGINAL APPROP	TRANSFERS/ ADJUSTMTS	REVISED BUDGET	YTD EXPENDED	ENCUMBRANCES	AVAILABLE BUDGET	PCT USED
11050070	528001	IPT	1,806	0	1,806	1,737.16	.00	68.84	96.2%*
11050070	532001	STAFF DEVELOPMENT	1,650	0	1,650	1,560.00	.00	90.00	94.5%*
11050070	533000	OTHER PROF SERVICE	9,100	0	9,100	8,700.00	400.00	.00	100.0%*
11050070	534003	SOFTWARE MAINTENAN	10,122	1,500	11,622	11,465.00	.00	157.00	98.6%*
11050070	534004	APPRAISALS	6,000	-1,500	4,500	.00	.00	4,500.00	.0%
11050070	543001	VEHICLE MAINT & RE	500	-475	25	.00	.00	25.00	.0%
11050070	543002	EQUIPMENT MAINTENA	400	0	400	.00	.00	400.00	.0%
11050070	544500	LEASE COPIER/PRINT	1,650	0	1,650	1,582.48	.00	67.52	95.9%*
11050070	552001	FLEET INSURANCE	893	0	893	898.16	.00	-5.16	100.6%*
11050070	552003	GENERAL LIABILITY	1,456	0	1,456	1,464.41	.00	-8.41	100.6%*
11050070	553000	COMMUNICATIONS	2,500	0	2,500	2,083.24	.00	416.76	83.3%
11050070	553400	POSTAGE FEES	750	0	750	526.34	.00	223.66	70.2%
11050070	555000	PRINTING AND BINDI	300	-100	200	89.07	.00	110.93	44.5%
11050070	558000	TRAVEL	200	100	300	142.30	157.37	.33	99.9%*
11050070	561003	OFFICE SUPPLIES	1,000	0	1,000	646.44	.00	353.56	64.6%
11050070	561005	PUBLICATIONS	1,225	0	1,225	1,061.58	.00	163.42	86.7%
11050070	561008	VEHICLE SUPPLIES	500	0	500	.00	.00	500.00	.0%
11050070	561010	CLOTHING	950	475	1,425	939.98	.00	485.02	66.0%
11050070	562600	VEHICLE FUEL	1,000	0	1,000	481.49	.00	518.51	48.1%
11050070	573401	ADMIN EQUIPMENT	500	-156	344	344.00	.00	.00	100.0%*
11050070	581000	DUES AND FEES	1,221	156	1,377	687.00	684.00	6.00	99.6%*
11050070	589013	REGISTRY OF DEEDS	50	0	50	.00	50.00	.00	100.0%*
TOTAL ASSESSORS			361,496	5,340	366,836	339,822.86	3,905.89	23,107.25	93.7%

11060051 BUSINESS OFFICE

11060051	511001	SALARIES - FULL TI	261,137	3,342	264,479	244,112.44	.00	20,366.56	92.3%*
11060051	511002	SALARIES - PART TI	6,000	0	6,000	2,218.92	.00	3,781.08	37.0%
11060051	511099	SALARIES - ADJUSTM	3,709	0	3,709	.00	.00	3,709.00	.0%
11060051	513001	OVERTIME - REGULAR	250	0	250	499.24	.00	-249.24	199.7%*
11060051	516000	LONGEVITY	1,832	0	1,832	1,831.50	.00	.50	100.0%*
11060051	521100	HEALTH INSURANCE	69,267	0	69,267	62,189.71	.00	7,077.29	89.8%
11060051	521200	DENTAL INSURANCE	860	0	860	913.51	.00	-53.51	106.2%*
11060051	521300	LIFE INSURANCE	437	0	437	436.36	.00	.64	99.9%*
11060051	522000	SOCIAL SECURITY CO	19,166	0	19,166	17,610.27	.00	1,555.73	91.9%*
11060051	523000	RETIREMENT CONTRIB	28,738	0	28,738	26,541.64	.00	2,196.36	92.4%*
11060051	526000	WORKERS' COMPENSAT	453	0	453	220.54	232.46	.00	100.0%*
11060051	528001	IPT	2,363	0	2,363	2,299.46	.00	63.54	97.3%*
11060051	532001	STAFF DEVELOPMENT	900	-201	699	660.04	.00	38.96	94.4%*
11060051	534003	SOFTWARE MAINTENAN	19,243	0	19,243	18,910.82	.00	332.18	98.3%*
11060051	534006	CONSULTING OTHER	500	0	500	.00	.00	500.00	.0%

YEAR-TO-DATE BUDGET REPORT

FOR 2015 11

ACCOUNTS 1000	FOR: GENERAL FUND		ORIGINAL APPROP	TRANSFERS/ ADJUSTMENTS	REVISED BUDGET	YTD EXPENDED	ENCUMBRANCES	AVAILABLE BUDGET	PCT USED
11060051	543002	EQUIPMENT MAINTENANCE	814	0	814	814.50	.00	- .50	100.1%*
11060051	544500	LEASE COPIER/PRINT	2,883	0	2,883	2,803.74	.00	79.26	97.3%*
11060051	552003	GENERAL LIABILITY	2,214	0	2,214	2,226.78	.00	-12.78	100.6%*
11060051	553000	COMMUNICATIONS	5,170	0	5,170	4,094.90	.00	1,075.10	79.2%
11060051	553400	POSTAGE FEES	2,033	1,900	3,933	3,403.41	.00	529.59	86.5%
11060051	554000	ADVERTISING	250	0	250	106.73	.00	143.27	42.7%
11060051	555000	PRINTING AND BINDING	200	1	201	276.29	.00	-75.29	137.5%*
11060051	558000	TRAVEL	1,700	0	1,700	228.85	.00	1,471.15	13.5%
11060051	561003	OFFICE SUPPLIES	2,300	0	2,300	1,882.67	307.19	110.14	95.2%*
11060051	561004	FORMS	476	0	476	243.05	.00	232.95	51.1%
11060051	561005	PUBLICATIONS	200	0	200	.00	.00	200.00	.0%
11060051	573401	ADMIN EQUIPMENT	1,050	0	1,050	649.54	504.00	-103.54	109.9%*
11060051	581000	DUES AND FEES	1,325	200	1,525	1,308.71	200.00	16.29	98.9%*
TOTAL BUSINESS OFFICE			435,470	5,242	440,712	396,483.62	1,243.65	42,984.73	90.2%

11063151 HUMAN RESOURCES

11063151	511001	SALARIES - FULL TIME	68,396	0	68,396	67,305.65	.00	1,090.35	98.4%*
11063151	511099	SALARIES - ADJUSTMENT	2,033	0	2,033	.00	.00	2,033.00	.0%
11063151	513001	OVERTIME - REGULAR	2,000	0	2,000	478.57	.00	1,521.43	23.9%
11063151	516000	LONGEVITY	740	0	740	740.00	.00	.00	100.0%*
11063151	521100	HEALTH INSURANCE	13,523	0	13,523	12,017.41	.00	1,505.59	88.9%
11063151	521200	DENTAL INSURANCE	323	0	323	298.60	.00	24.40	92.4%*
11063151	521300	LIFE INSURANCE	118	0	118	117.19	.00	.81	99.3%*
11063151	522000	SOCIAL SECURITY CONTRIBUTION	5,338	0	5,338	5,038.75	.00	299.25	94.4%*
11063151	523000	RETIREMENT CONTRIBUTION	7,880	0	7,880	7,380.00	.00	500.00	93.7%*
11063151	526000	WORKERS' COMPENSATION	186	0	186	90.55	95.45	.00	100.0%*
11063151	528001	INTELLIGENCE PAY	637	0	637	617.01	.00	19.99	96.9%*
11063151	532001	STAFF DEVELOPMENT	460	0	460	433.00	.00	27.00	94.1%*
11063151	532200	CONTRACTED SERVICES	1,700	-430	1,270	947.47	394.60	-72.07	105.7%*
11063151	533004	MEDICAL SERVICES	4,500	0	4,500	3,447.00	72.00	981.00	78.2%
11063151	544500	LEASE COPIER/PRINT	1,196	0	1,196	1,561.70	.00	-365.70	130.6%*
11063151	553400	POSTAGE FEES	1,000	-500	500	468.09	.00	31.91	93.6%*
11063151	554000	ADVERTISING	2,000	1,455	3,455	3,440.41	.00	14.59	99.6%*
11063151	555000	PRINTING AND BINDING	525	-525	0	.00	.00	.00	.0%
11063151	558000	TRAVEL	600	0	600	194.86	.00	405.14	32.5%
11063151	561003	OFFICE SUPPLIES	1,200	0	1,200	626.58	274.11	299.31	75.1%
11063151	561004	FORMS	895	0	895	479.66	.00	415.34	53.6%
11063151	573401	ADMIN EQUIPMENT	350	0	350	239.75	.00	110.25	68.5%
11063151	581000	DUES AND FEES	15	0	15	15.00	.00	.00	100.0%*
11063151	589070	EMPLOYEE RECOGNITION	7,200	0	7,200	6,204.39	698.19	297.42	95.9%*

YEAR-TO-DATE BUDGET REPORT

FOR 2015 11

ACCOUNTS FOR: 1000 GENERAL FUND	ORIGINAL APPROP	TRANSFERS/ ADJUSTMENTS	REVISED BUDGET	YTD EXPENDED	ENCUMBRANCES	AVAILABLE BUDGET	PCT USED
TOTAL HUMAN RESOURCES	122,815	0	122,815	112,141.64	1,534.35	9,139.01	92.6%
11070070 TAX COLLECTOR							
11070070 511001 SALARIES - FULL TI	124,745	3,119	127,864	113,380.65	.00	14,483.35	88.7%
11070070 511002 SALARIES - PART TI	38,589	965	39,554	38,849.36	.00	704.64	98.2%*
11070070 513001 OVERTIME - REGULAR	500	0	500	.00	.00	500.00	.0%
11070070 516000 LONGEVITY	1,330	0	1,330	1,365.00	.00	-35.00	102.6%*
11070070 521100 HEALTH INSURANCE	55,190	0	55,190	50,970.43	.00	4,219.57	92.4%*
11070070 521200 DENTAL INSURANCE	753	0	753	691.92	.00	61.08	91.9%*
11070070 521300 LIFE INSURANCE	233	0	233	210.28	.00	22.72	90.2%
11070070 522000 SOCIAL SECURITY CO	11,889	0	11,889	10,497.34	.00	1,391.66	88.3%
11070070 523000 RETIREMENT CONTRIB	13,237	0	13,237	13,017.49	.00	219.51	98.3%*
11070070 526000 WORKERS' COMPENSAT	423	0	423	205.94	217.06	.00	100.0%*
11070070 528001 IPT	1,202	0	1,202	1,101.16	.00	100.84	91.6%
11070070 532001 STAFF DEVELOPMENT	130	0	130	100.00	.00	30.00	76.9%
11070070 532200 CONTRACTED SERVICE	12,900	-180	12,720	3,955.22	.00	8,764.78	31.1%
11070070 534003 SOFTWARE MAINTENAN	13,076	0	13,076	13,075.91	.00	.09	100.0%*
11070070 543002 EQUIPMENT MAINTENA	500	180	680	180.00	.00	500.00	26.5%
11070070 544500 LEASE COPIER/PRINT	3,096	0	3,096	2,204.48	.00	891.52	71.2%
11070070 552003 GENERAL LIABILITY	1,160	0	1,160	1,166.70	.00	-6.70	100.6%*
11070070 553000 COMMUNICATIONS	1,320	0	1,320	1,097.89	.00	222.11	83.2%
11070070 553400 POSTAGE FEES	17,644	0	17,644	9,648.19	.00	7,995.81	54.7%
11070070 558000 TRAVEL	724	0	724	582.73	28.29	112.98	84.4%
11070070 561003 OFFICE SUPPLIES	2,875	0	2,875	1,189.10	619.37	1,066.53	62.9%
11070070 561004 FORMS	3,670	0	3,670	3,698.21	.00	-28.21	100.8%*
11070070 573401 ADMIN EQUIPMENT	100	0	100	.00	.00	100.00	.0%
11070070 581000 DUES AND FEES	40	0	40	40.00	.00	.00	100.0%*
11070070 589015 TAX SALE COST	24,000	0	24,000	1,781.90	427.51	21,790.59	9.2%
TOTAL TAX COLLECTOR	329,326	4,084	333,410	269,009.90	1,292.23	63,107.87	81.1%
11080050 GENERAL OVERHEAD							
11080050 511001 SALARIES - FULL TI	110,000	0	110,000	56,729.10	.00	53,270.90	51.6%
11080050 511099 SALARIES - ADJUSTM	40,000	0	40,000	.00	.00	40,000.00	.0%
11080050 521100 15555 HEALTH	0	0	0	2.66	.00	-2.66	100.0%*
11080050 521200 15555 DENTAL	0	0	0	.06	.00	-.06	100.0%*
11080050 522000 SOCIAL SECURITY CO	11,475	0	11,475	2,628.79	.00	8,846.21	22.9%

YEAR-TO-DATE BUDGET REPORT

FOR 2015 11

ACCOUNTS 1000	FOR: GENERAL FUND		ORIGINAL APPROP	TRANSFERS/ ADJUSTMENTS	REVISED BUDGET	YTD EXPENDED	ENCUMBRANCES	AVAILABLE BUDGET	PCT USED
11080050	523000	RETIREMENT	16,151	0	16,151	5,331.56	.00	10,819.44	33.0%
11080050	533000	OTHER PROF SERVICE	82,000	0	82,000	171,273.91	9,573.33	-98,847.24	220.5%
11080050	533001	AUDIT	27,500	0	27,500	19,380.00	.00	8,120.00	70.5%
11080050	552003	GENERAL LIABILITY	10,050	0	10,050	10,108.03	.00	-58.03	100.6%*
11080050	552005	INSURANCE CLAIM DE	1,500	0	1,500	.00	.00	1,500.00	.0%
11080050	555000	PRINTING AND BINDI	1,650	0	1,650	66.48	.00	1,583.52	4.0%
11080050	556000	TUITION	12,000	500	12,500	9,295.04	2,985.50	219.46	98.2%*
11080050	581000	DUES AND FEES	42,682	0	42,682	41,586.01	.00	1,095.99	97.4%*
11080050	584000	CONTINGENCY	229,464	-228,498	966	.00	.00	966.13	.0%
11080050	589000	MISCELLANEOUS EXPE	0	1,801	1,801	50,135.69	.00	-48,334.69	2783.8%*
11080050	589023	COAST SUBSIDY	103,239	0	103,239	77,429.25	25,809.75	.00	100.0%*
11080050	589024	E-911 IMPLEMENTATI	1,500	0	1,500	.00	.00	1,500.00	.0%
11080050	589025	HEALTH/SOCIAL SERV	47,578	0	47,578	47,500.00	.00	78.00	99.8%*
11080050	589026	EAST ROCHESTER LIB	5,000	0	5,000	5,000.00	.00	.00	100.0%*
11080050	589045	EOC	2,500	0	2,500	.00	150.00	2,350.00	6.0%
11080050	593004	TRANSFER TO CONSER	10,000	0	10,000	10,000.00	.00	.00	100.0%*
11080050	593009	TRANSFER TO OTHER	100,000	0	100,000	100,000.00	.00	.00	100.0%*
TOTAL GENERAL OVERHEAD			854,289	-226,197	628,092	606,466.58	38,518.58	-16,893.03	102.7%

11090050 PB CITY WIDE 50

11090050	511001	SALARIES - FULL TI	260,910	1,663	262,573	204,761.37	.00	57,811.63	78.0%
11090050	511002	SALARIES - PART TI	58,008	0	58,008	59,303.99	.00	-1,295.99	102.2%*
11090050	511099	SALARIES - ADJUSTM	1,813	0	1,813	.00	.00	1,813.00	.0%
11090050	513001	OVERTIME - REGULAR	5,000	0	5,000	11,631.05	.00	-6,631.05	232.6%*
11090050	515001	ON CALL	6,744	0	6,744	6,095.00	.00	649.00	90.4%
11090050	516000	LONGEVITY	569	0	569	146.11	.00	422.89	25.7%
11090050	521100	HEALTH INSURANCE	81,539	0	81,539	64,252.08	.00	17,286.92	78.8%
11090050	521200	DENTAL INSURANCE	1,657	0	1,657	1,234.81	.00	422.19	74.5%
11090050	521300	LIFE INSURANCE	485	0	485	372.49	.00	112.51	76.8%
11090050	522000	SOCIAL SECURITY CO	25,302	0	25,302	20,122.58	.00	5,179.42	79.5%
11090050	523000	RETIREMENT CONTRIB	28,716	0	28,716	23,756.20	.00	4,959.80	82.7%
11090050	526000	WORKERS' COMPENSAT	12,906	0	12,906	6,283.24	6,622.76	.00	100.0%*
11090050	528001	IPT	2,326	0	2,326	1,943.80	.00	382.20	83.6%
11090050	532001	STAFF DEVELOPMENT	785	-85	700	698.90	1.10	.00	100.0%*
11090050	532200	CONTRACTED SERVICE	0	3,100	3,100	1,637.00	1,463.00	.00	100.0%*
11090050	533010	LABOR NEGOTIATIONS	2,000	-2,000	0	.00	.00	.00	.0%*
11090050	534003	SOFTWARE MAINTENAN	342	-342	0	.00	.00	.00	.0%*
11090050	541100	WATER & SEWERAGE	1,600	-1,044	556	556.41	.00	.00	100.0%*
11090050	543000	REPAIR AND MAINTEN	2,260	0	2,260	2,128.28	131.72	.00	100.0%*
11090050	543001	VEHICLE MAINTENANC	700	-589	111	96.47	.00	14.53	86.9%

YEAR-TO-DATE BUDGET REPORT

FOR 2015 11

ACCOUNTS 1000	FOR: GENERAL FUND		ORIGINAL APPROP	TRANSFERS/ ADJUSTMENTS	REVISED BUDGET	YTD EXPENDED	ENCUMBRANCES	AVAILABLE BUDGET	PCT USED
11090050	543002	EQUIPMENT MAINTENANCE	669	-669	0	.00	.00	.00	.0%
11090050	543500	INSURANCE CLAIM RE	0	0	0	8,176.00	.00	-8,176.00	100.0%*
11090050	544200	RENTAL EQUIPMENT	400	0	400	230.00	170.00	.00	100.0%*
11090050	544500	LEASE COPIER/PRINT	458	0	458	726.64	.00	-268.64	158.7%*
11090050	552001	FLEET INSURANCE	1,220	0	1,220	1,398.19	.00	-178.19	114.6%*
11090050	552002	PROPERTY INSURANCE	6,235	0	6,235	6,271.00	.00	-36.00	100.6%*
11090050	552003	GENERAL LIABILITY	2,222	0	2,222	2,234.83	.00	-12.83	100.6%*
11090050	553000	COMMUNICATIONS	4,726	-750	3,976	3,426.51	.00	549.49	86.2%
11090050	553400	POSTAGE FEES	55	0	55	40.89	.00	14.11	74.3%
11090050	554000	ADVERTISING	230	0	230	229.64	.00	.36	99.8%*
11090050	555000	PRINTING AND BINDI	239	-56	183	134.00	.00	48.59	73.4%
11090050	558000	TRAVEL	350	-350	0	.00	.00	.00	.0%*
11090050	561001	JANITORIAL SUPPLIE	8,500	2,500	11,000	11,000.00	.00	.00	100.0%*
11090050	561002	BUILDING MAINTENAN	3,000	-1,000	2,000	1,837.91	162.09	.00	100.0%*
11090050	561003	OFFICE SUPPLIES	398	-89	309	299.62	8.65	.73	99.8%*
11090050	561005	PUBLICATIONS	30	0	30	30.00	.00	.00	100.0%*
11090050	561008	VEHICLE SUPPLIES	5,000	1,000	6,000	5,883.33	78.13	38.54	99.4%*
11090050	561009	TRAINING MATERIAL	50	-50	0	.00	.00	.00	.0%
11090050	561010	CLOTHING	4,771	0	4,771	2,622.45	880.37	1,268.18	73.4%
11090050	561015	SAFETY EQUIPMENT &	700	0	700	698.53	.00	1.47	99.8%*
11090050	562600	VEHICLE FUEL	7,300	0	7,300	4,458.22	.00	2,841.78	61.1%
11090050	573401	ADMIN EQUIPMENT	1,500	-276	1,224	1,049.73	174.27	.00	100.0%*
11090050	573900	OTHER EQUIPMENT	2,500	-100	2,400	2,400.00	.00	.00	100.0%*
11090050	581000	DUES AND FEES	50	-50	0	.00	.00	.00	.0%
11090050	589001	STATE PERMITS & FE	650	-147	503	52.95	450.00	.05	100.0%*
TOTAL PB CITY WIDE 50			544,915	666	545,581	458,220.22	10,142.09	77,218.69	85.8%
11090051 PB CITY HALL 51									
11090051	541100	WATER/SEWERAGE	3,255	51	3,306	3,305.73	.00	.27	100.0%*
11090051	541901	HVAC SERVICE CONTR	13,073	-1,115	11,958	11,957.69	.00	.00	100.0%*
11090051	543000	REPAIR AND MAINTEN	24,505	25,600	50,105	43,310.17	4,789.83	2,005.00	96.0%*
11090051	561002	BUILDING MAINTENAN	2,684	600	3,284	2,940.40	212.68	130.92	96.0%*
11090051	562200	ELECTRICITY	23,777	-2,051	21,726	16,199.02	.00	5,526.98	74.6%
11090051	562400	HEATING FUEL	12,500	0	12,500	14,166.37	.00	-1,666.37	113.3%*
TOTAL PB CITY HALL 51			79,794	23,085	102,879	91,879.38	5,002.51	5,996.80	94.2%
11090052 PB OPERA HOUSE 52									
11090052	513001	OVERTIME - REGULAR	3,900	0	3,900	6,801.12	.00	-2,901.12	174.4%*

YEAR-TO-DATE BUDGET REPORT

FOR 2015 11

ACCOUNTS 1000	FOR: GENERAL FUND		ORIGINAL APPROP	TRANSFERS/ ADJUSTMENTS	REVISED BUDGET	YTD EXPENDED	ENCUMBRANCES	AVAILABLE BUDGET	PCT USED
11090052	522000	SOCIAL SECURITY CO	300	0	300	520.30	.00	-220.30	173.4%*
11090052	523000	RETIREMENT	421	0	421	732.45	.00	-311.45	174.0%*
11090052	541901	HVAC SERVICE CONTR	6,602	0	6,602	6,602.00	.00	.00	100.0%*
11090052	543000	REPAIR AND MAINTEN	1,200	0	1,200	30.73	1,169.27	.00	100.0%*
11090052	553000	COMMUNICATIONS	3,798	0	3,798	3,176.67	.00	621.33	83.6%
11090052	562200	ELECTRICITY	14,151	0	14,151	14,845.01	.00	-694.01	104.9%*
TOTAL PB OPERA HOUSE 52			30,372	0	30,372	32,708.28	1,169.27	-3,505.55	111.5%
11090054 PB CENTRAL FIRE 54									
11090054	541901	HVAC SERVICE CONTR	8,182	-740	7,442	7,441.56	.00	.00	100.0%*
11090054	543000	REPAIR AND MAINTEN	4,050	-350	3,700	1,795.07	1,367.50	537.43	85.5%
11090054	561002	BUILDING MAINTENAN	1,000	0	1,000	874.29	.00	125.71	87.4%
TOTAL PB CENTRAL FIRE 54			13,232	-1,090	12,142	10,110.92	1,367.50	663.14	94.5%
11090055 PB GONIC FIRE 55									
11090055	541901	HVAC SERVICE CONTR	10,381	-939	9,442	9,441.51	.00	.00	100.0%*
11090055	543000	REPAIR AND MAINTEN	18,350	-1,475	16,875	15,346.41	247.50	1,281.09	92.4%*
11090055	561002	BUILDING MAINTENAN	825	2,300	3,125	3,125.00	.00	.00	100.0%*
TOTAL PB GONIC FIRE 55			29,556	-114	29,442	27,912.92	247.50	1,281.09	95.6%
11090056 PB LIBRARY 56									
11090056	541901	HVAC SERVICE CONTR	10,912	-3,290	7,622	7,621.77	.00	.00	100.0%*
11090056	543000	REPAIR AND MAINTEN	2,600	3,475	6,075	6,068.51	.00	6.49	99.9%*
11090056	561002	BUILDING MAINTENAN	1,500	0	1,500	1,476.56	.00	23.44	98.4%*
TOTAL PB LIBRARY 56			15,012	185	15,197	15,166.84	.00	29.93	99.8%
11090057 PB DPW GARAGE 57									
11090057	541901	HVAC SERVICE CONTR	8,118	-735	7,383	7,383.31	.00	.00	100.0%*

YEAR-TO-DATE BUDGET REPORT

FOR 2015 11

ACCOUNTS 1000	FOR: GENERAL FUND		ORIGINAL APPROP	TRANSFERS/ ADJUSTMENTS	REVISED BUDGET	YTD EXPENDED	ENCUMBRANCES	AVAILABLE BUDGET	PCT USED
11090057	543000	REPAIR AND MAINTEN	1,225	625	1,850	1,353.96	496.04	.00	100.0%*
11090057	561002	BUILDING MAINTENAN	1,500	875	2,375	2,294.94	80.06	.00	100.0%*
TOTAL PB DPW GARAGE 57			10,843	765	11,608	11,032.21	576.10	.00	100.0%
11090059 PB ER FIRE STATION 59									
11090059	543000	REPAIR AND MAINTEN	400	-90	310	105.00	.00	205.00	33.9%
11090059	561002	BUILDING MAINTENAN	50	-50	0	.00	.00	.00	.0%
11090059	562200	ELECTRICITY	275	0	275	235.00	.00	40.00	85.5%
TOTAL PB ER FIRE STATION 59			725	-140	585	340.00	.00	245.00	58.1%
11090061 PB HISTORICAL MUSEUM 61									
11090061	543000	REPAIR AND MAINTEN	1,400	0	1,400	1,243.96	150.00	6.04	99.6%*
11090061	561002	BUILDING MAINTENAN	500	-300	200	200.00	.00	.00	100.0%*
TOTAL PB HISTORICAL MUSEUM 61			1,900	-300	1,600	1,443.96	150.00	6.04	99.6%
11090063 PB HANSON POOL 63									
11090063	533006	LABORATORY SERVICE	200	0	200	.00	.00	200.00	.0%
11090063	543000	REPAIR AND MAINTEN	200	-120	80	21.23	50.00	8.77	89.0%
11090063	543002	EQUIPMENT MAINTENA	100	0	100	.00	.00	100.00	.0%
11090063	561002	BUILDING MAINTENAN	1,480	-201	1,279	788.88	.00	489.83	61.7%
11090063	561031	POOL CHEMICALS	3,025	0	3,025	1,374.75	1,315.00	335.25	88.9%
TOTAL PB HANSON POOL 63			5,005	-321	4,684	2,184.86	1,365.00	1,133.85	75.8%
11090064 PB GONIC POOL 64									
11090064	533006	LABORATORY SERVICE	100	0	100	.00	.00	100.00	.0%
11090064	543000	REPAIR AND MAINTEN	150	-120	30	20.73	.00	9.27	69.1%
11090064	543002	EQUIPMENT MAINTENA	100	0	100	.00	.00	100.00	.0%
11090064	561002	BUILDING MAINTENAN	555	0	555	528.35	.00	26.65	95.2%*

YEAR-TO-DATE BUDGET REPORT

FOR 2015 11								
ACCOUNTS FOR: 1000 GENERAL FUND	ORIGINAL APPROP	TRANSFERS/ ADJUSTMENTS	REVISED BUDGET	YTD EXPENDED	ENCUMBRANCES	AVAILABLE BUDGET	PCT USED	
11090064 561031 POOL CHEMICALS	1,975	0	1,975	687.38	657.50	630.12	68.1%	
TOTAL PB GONIC POOL 64	2,880	-120	2,760	1,236.46	657.50	866.04	68.6%	
11090065 PB EAST ROCHESTER POOL 65								
11090065 533006 LABORATORY SERVICE	100	0	100	.00	.00	100.00	.0%	
11090065 543000 REPAIR AND MAINTEN	150	-120	30	25.00	.00	5.00	83.3%	
11090065 543002 EQUIPMENT MAINTENAN	100	0	100	.00	.00	100.00	.0%	
11090065 561002 BUILDING MAINTENAN	500	-175	325	324.97	.00	.03	100.0%*	
11090065 561031 POOL CHEMICALS	1,975	0	1,975	687.37	657.50	630.13	68.1%	
TOTAL PB EAST ROCHESTER POOL 65	2,825	-295	2,530	1,037.34	657.50	835.16	67.0%	
11090068 PB GROUNDS 68								
11090068 549000 OTHER PURCHASED PR	1,700	-503	1,197	1,196.50	.00	.66	99.9%*	
11090068 561002 BUILDING MAINTENAN	2,690	-200	2,490	2,490.00	.00	.00	100.0%*	
11090068 573900 OTHER EQUIPMENT	5,100	0	5,100	5,100.00	.00	.00	100.0%*	
TOTAL PB GROUNDS 68	9,490	-703	8,787	8,786.50	.00	.66	100.0%	
11090069 PB DOWNTOWN 69								
11090069 542400 GROUNDS MAINTENANC	8,500	-30	8,470	5,557.11	2,078.14	834.75	90.1%	
11090069 561034 BUSINESS DIST MAIN	8,000	0	8,000	3,251.88	3,155.50	1,592.62	80.1%	
TOTAL PB DOWNTOWN 69	16,500	-30	16,470	8,808.99	5,233.64	2,427.37	85.3%	
11090070 PB REVENUE BUILDING 70								
11090070 541100 WATER/SEWERAGE	400	0	400	250.93	.00	149.07	62.7%	
11090070 541901 HVAC SERVICE CONTR	6,709	-607	6,102	6,101.86	.00	.00	100.0%*	
11090070 543000 REPAIR AND MAINTEN	2,200	225	2,425	2,350.70	.00	74.30	96.9%*	
11090070 561002 BUILDING MAINTENAN	550	200	750	728.28	21.72	.00	100.0%*	
11090070 562200 ELECTRICITY	7,060	0	7,060	5,647.10	.00	1,412.90	80.0%	

YEAR-TO-DATE BUDGET REPORT

FOR 2015 11

ACCOUNTS FOR: 1000 GENERAL FUND	ORIGINAL APPROP	TRANSFERS/ ADJUSTMENTS	REVISED BUDGET	YTD EXPENDED	ENCUMBRANCES	AVAILABLE BUDGET	PCT USED
11090070 562400 HEATING FUEL	3,400	0	3,400	4,454.99	.00	-1,054.99	131.0%*
TOTAL PB REVENUE BUILDING 70	20,319	-182	20,137	19,533.86	21.72	581.28	97.1%
11090071 PB PLAYGROUNDS 71							
11090071 561002 BUILDING MAINTENANCE	2,500	-1,000	1,500	140.14	1,359.86	.00	100.0%*
TOTAL PB PLAYGROUNDS 71	2,500	-1,000	1,500	140.14	1,359.86	.00	100.0%
11090075 PB NEW POLICE STATION							
11090075 541901 HVAC SERVICE CONTR	12,061	-1,092	10,969	10,969.43	.00	.00	100.0%*
11090075 543000 REPAIR AND MAINTENANCE	5,000	11,545	16,545	15,703.57	774.10	67.33	99.6%*
11090075 561002 BUILDING MAINTENANCE	2,000	-150	1,850	1,203.89	102.91	543.20	70.6%
TOTAL PB NEW POLICE STATION	19,061	10,303	29,364	27,876.89	877.01	610.53	97.9%
11102051 PLANNING							
11102051 511001 SALARIES - FULL TIME	201,330	2,753	204,083	197,069.60	.00	7,013.40	96.6%*
11102051 513001 OVERTIME - REGULAR	2,064	0	2,064	887.31	.00	1,176.69	43.0%
11102051 516000 LONGEVITY	325	0	325	325.00	.00	.00	100.0%*
11102051 521100 HEALTH INSURANCE	49,314	0	49,314	40,133.51	.00	9,180.49	81.4%
11102051 521200 DENTAL INSURANCE	1,004	0	1,004	870.29	.00	133.71	86.7%
11102051 521300 LIFE INSURANCE	361	0	361	341.67	.00	19.33	94.6%*
11102051 522000 SOCIAL SECURITY CONTRIBUTION	14,619	0	14,619	14,454.74	.00	164.26	98.9%*
11102051 523000 RETIREMENT CONTRIBUTION	21,941	0	21,941	21,352.52	.00	588.48	97.3%*
11102051 526000 WORKERS' COMPENSATION	658	0	658	320.35	337.65	.00	100.0%*
11102051 528001 IPT	1,888	0	1,888	1,801.44	.00	86.56	95.4%*
11102051 532001 STAFF DEVELOPMENT	5,215	0	5,215	1,367.29	3,790.00	57.71	98.9%*
11102051 533000 OTHER PROFESSIONAL SERVICE	4,500	0	4,500	955.00	250.00	3,295.00	26.8%
11102051 534008 CONSERVATION COMMITTEE	1,000	0	1,000	330.68	170.00	499.32	50.1%
11102051 543002 EQUIPMENT MAINTENANCE	500	0	500	.00	.00	500.00	.0%
11102051 544500 LEASE COPIER/PRINT	3,550	0	3,550	3,697.19	.00	-147.19	104.1%*
11102051 552003 GENERAL LIABILITY	1,509	0	1,509	1,517.71	.00	-8.71	100.6%*
11102051 553000 COMMUNICATIONS	3,336	0	3,336	2,575.05	.00	760.95	77.2%
11102051 553400 POSTAGE FEES	2,904	0	2,904	1,858.47	.00	1,045.53	64.0%

YEAR-TO-DATE BUDGET REPORT

FOR 2015 11

ACCOUNTS 1000	FOR: GENERAL FUND		ORIGINAL APPROP	TRANSFERS/ ADJUSTMENTS	REVISED BUDGET	YTD EXPENDED	ENCUMBRANCES	AVAILABLE BUDGET	PCT USED
11102051	554000	ADVERTISING	1,508	0	1,508	789.41	210.59	508.00	66.3%
11102051	555000	PRINTING AND BINDI	1,000	0	1,000	.00	.00	1,000.00	.0%
11102051	558000	TRAVEL	3,610	0	3,610	2,255.80	1,139.71	214.49	94.1%*
11102051	561003	OFFICE SUPPLIES	4,700	0	4,700	2,600.98	1,191.49	907.53	80.7%
11102051	561005	PUBLICATIONS	320	0	320	.00	.00	320.00	.0%
11102051	581000	DUES AND FEES	2,139	0	2,139	1,748.00	310.00	81.00	96.2%*
TOTAL PLANNING			329,295	2,753	332,048	297,252.01	7,399.44	27,396.55	91.7%
11200051 LEGAL OFFICE									
11200051	511001	SALARIES - FULL TI	150,000	-6,000	144,000	50,134.73	.00	93,865.27	34.8%
11200051	521100	HEALTH	28,000	0	28,000	5,720.40	.00	22,279.60	20.4%
11200051	521200	DENTAL	500	0	500	94.48	.00	405.52	18.9%
11200051	521300	LIFE	200	0	200	80.04	.00	119.96	40.0%
11200051	522000	SOCIAL SECURITY	11,475	-600	10,875	3,727.41	.00	7,147.59	34.3%
11200051	523000	RETIREMENT	16,155	-900	15,255	5,341.49	.00	9,913.51	35.0%
11200051	526000	WORKERS' COMPENSAT	95	0	95	46.25	48.75	.00	100.0%*
11200051	528001	IPT	433	0	433	424.36	.00	8.64	98.0%*
11200051	531901	CITY SOLICITOR RET	10,000	0	10,000	6,666.64	.00	3,333.36	66.7%
11200051	532001	STAFF DEVELOPMENT	1,000	0	1,000	150.28	350.00	499.72	50.0%
11200051	533000	OTHER PROF SERVICE	57,563	0	57,563	209,844.83	95.40	-152,377.23	364.7%*
11200051	534003	SOFTWARE MAINT/LIC	4,000	0	4,000	348.22	.00	3,651.78	8.7%
11200051	544500	LEASE COPIER/PRINT	2,000	0	2,000	.00	.00	2,000.00	.0%
11200051	552003	GENERAL LIABILITY	230	0	230	231.32	.00	-1.32	100.6%*
11200051	553000	COMMUNICATIONS	1,000	0	1,000	151.98	.00	848.02	15.2%
11200051	553400	POSTAGE FEES	1,000	0	1,000	.96	.00	999.04	.1%
11200051	555000	PRINTING AND BINDI	500	0	500	140.00	.00	360.00	28.0%
11200051	558000	TRAVEL	700	0	700	.00	400.00	300.00	57.1%
11200051	561003	OFFICE SUPPLIES	1,000	1,000	2,000	1,012.60	315.78	671.62	66.4%
11200051	561005	PUBLICATIONS	1,000	0	1,000	168.50	338.00	493.50	50.7%
11200051	573401	ADMIN EQUIPMENT	10,000	6,500	16,500	8,750.46	.00	7,749.54	53.0%
11200051	581000	DUES AND FEES	1,500	0	1,500	121.99	51.51	1,326.50	11.6%
TOTAL LEGAL OFFICE			298,351	0	298,351	293,156.94	1,599.44	3,594.62	98.8%
12010053 PD ADMINISTRATIVE SERVICES									
12010053	511001	SALARIES - FULL TI	563,282	0	563,282	536,575.49	.00	26,706.51	95.3%*
12010053	511002	SALARIES - PART TI	47,744	0	47,744	53,817.01	.00	-6,073.01	112.7%*

YEAR-TO-DATE BUDGET REPORT

FOR 2015 11

ACCOUNTS 1000	FOR: GENERAL FUND		ORIGINAL APPROP	TRANSFERS/ ADJUSTMENTS	REVISED BUDGET	YTD EXPENDED	ENCUMBRANCES	AVAILABLE BUDGET	PCT USED
12010053	511005	SALARIES - OUTSIDE	220,000	0	220,000	153,521.08	.00	66,478.92	69.8%
12010053	511099	SALARIES - ADJUSTM	21,605	0	21,605	.00	.00	21,605.00	.0%
12010053	514000	EDUCATION INCENTIV	8,500	0	8,500	10,614.96	.00	-2,114.96	124.9%*
12010053	516000	LONGEVITY	3,575	0	3,575	3,575.00	.00	.00	100.0%*
12010053	521100	HEALTH INSURANCE	92,731	0	92,731	86,228.97	.00	6,502.03	93.0%*
12010053	521200	DENTAL INSURANCE	1,442	0	1,442	1,379.73	.00	62.27	95.7%*
12010053	521300	LIFE INSURANCE	860	0	860	955.13	.00	-95.13	111.1%*
12010053	522000	SOCIAL SECURITY CO	15,177	0	15,177	14,287.48	.00	889.52	94.1%*
12010053	523000	RETIREMENT CONTRIB	202,641	0	202,641	168,182.93	.00	34,458.07	83.0%
12010053	525000	UNEMPLOYMENT COMPE	0	0	0	8,821.00	.00	-8,821.00	100.0%*
12010053	526000	WORKERS' COMPENSAT	58,042	0	58,042	28,257.55	29,784.45	.00	100.0%*
12010053	528001	IPT	529	0	529	1,280.48	.00	-751.48	242.1%*
12010053	532001	STAFF DEVELOPMENT	12,420	-601	11,819	5,048.59	240.00	6,530.76	44.7%
12010053	532200	CONTRACTED SERVICE	68,000	0	68,000	68,000.00	.00	.00	100.0%*
12010053	533003	PHOTO DEVELOPMENT	300	0	300	2.84	.00	297.16	.9%
12010053	533004	MEDICAL SERVICES	5,475	-284	5,191	2,360.00	1,384.00	1,447.32	72.1%
12010053	533005	ANIMAL DISPOSAL	1,000	250	1,250	820.00	430.00	.00	100.0%*
12010053	533009	LEGAL	25,405	13,224	38,629	36,311.58	2,317.10	.00	100.0%*
12010053	533010	LABOR NEGOTIATIONS	20,000	-13,940	6,060	.00	.00	6,060.00	.0%
12010053	533011	ANIMAL BOARDING	4,000	800	4,800	3,425.00	575.00	800.00	83.3%
12010053	541100	WATER/SEWAGE	2,340	0	2,340	2,051.08	.00	288.92	87.7%
12010053	543001	VEHICLES MAINT & R	30,000	0	30,000	25,816.15	3,678.20	505.65	98.3%*
12010053	543002	EQUIPMENT MAINTENA	31,040	2,942	33,982	27,578.43	5,503.57	900.00	97.4%*
12010053	544200	RENTAL OF EQUIPMEN	400	0	400	.00	400.00	.00	100.0%*
12010053	544500	LEASE COPIER/PRINT	12,100	0	12,100	8,395.13	.00	3,704.87	69.4%
12010053	552001	FLEET INSURANCE	6,843	0	6,843	7,477.46	.00	-634.46	109.3%*
12010053	552002	PROPERTY INSURANCE	3,729	0	3,729	3,750.53	.00	-21.53	100.6%*
12010053	552003	GENERAL LIABILITY	27,419	0	27,419	27,577.32	.00	-158.32	100.6%*
12010053	552004	OFFICERS LIABILITY	50,268	0	50,268	50,558.24	.00	-290.24	100.6%*
12010053	553000	COMMUNICATIONS	41,762	-1,200	40,562	28,882.62	99.99	11,579.39	71.5%
12010053	553400	POSTAGE FEES	7,050	0	7,050	7,360.26	.00	-310.26	104.4%*
12010053	554000	ADVERTISING	500	0	500	183.10	53.40	263.50	47.3%
12010053	555000	PRINTING AND BINDI	3,000	0	3,000	1,356.50	235.00	1,408.50	53.1%
12010053	558000	TRAVEL	4,945	1,601	6,546	4,389.24	2,128.08	28.33	99.6%*
12010053	561003	OFFICE SUPPLIES	5,473	0	5,473	3,703.90	34.95	1,734.15	68.3%
12010053	561005	PUBLICATIONS	2,250	-750	1,500	1,423.09	.00	76.91	94.9%*
12010053	561006	AMMUNITION	23,409	0	23,409	23,318.80	.00	90.20	99.6%*
12010053	561008	VEHICLE SUPPLIES	7,930	0	7,930	6,098.56	101.11	1,730.33	78.2%
12010053	561009	TRAINING MATERIAL	350	0	350	21.79	.00	328.21	6.2%
12010053	561010	CLOTHING	31,500	0	31,500	23,033.74	4,779.74	3,686.52	88.3%
12010053	561032	OTHER OPERATIONAL	14,935	2,000	16,935	13,478.70	1,672.82	1,783.45	89.5%*
12010053	562200	ELECTRICITY	57,876	0	57,876	45,445.32	.00	12,430.68	78.5%
12010053	562400	HEATING FUEL	10,000	0	10,000	6,508.05	.00	3,491.95	65.1%
12010053	562600	VEHICLE FUEL	87,984	-2,042	85,942	52,131.05	.00	33,810.95	60.7%

YEAR-TO-DATE BUDGET REPORT

FOR 2015 11

ACCOUNTS 1000	FOR: GENERAL FUND		ORIGINAL APPROP	TRANSFERS/ ADJUSTMENTS	REVISED BUDGET	YTD EXPENDED	ENCUMBRANCES	AVAILABLE BUDGET	PCT USED
12010053	573401	ADMIN EQUIPMENT	1,500	4,200	5,700	1,436.43	63.60	4,200.00	26.3%
12010053	573900	OTHER EQUIPMENT	3,850	-1,000	2,850	2,043.99	.00	806.01	71.7%
12010053	581000	DUES AND FEES	3,365	0	3,365	1,940.00	92.00	1,333.00	60.4%
12010053	589007	CITY WIDE PROGRAMS	9,150	0	9,150	3,831.36	1,470.62	3,848.02	57.9%
TOTAL PD ADMINISTRATIVE SERVICES			1,853,696	5,200	1,858,896	1,563,255.66	55,043.63	240,596.71	87.1%
12012453 PD PATROL SERVICES									
12012453	511001	SALARIES - FULL TI	2,595,350	64,539	2,659,889	2,390,322.86	.00	269,566.14	89.9%
12012453	511002	SALARIES - PART TI	108,124	1,731	109,855	61,824.02	.00	48,030.98	56.3%
12012453	511003	SALARIES - EARLY R	80,701	-4,200	76,501	54,012.97	.00	22,488.03	70.6%
12012453	511004	SALARIES - HOLIDAY	113,744	0	113,744	81,946.23	.00	31,797.77	72.0%
12012453	511099	SALARIES - ADJUSTM	1,958	0	1,958	.00	.00	1,958.00	.0%
12012453	513001	OVERTIME - REGULAR	86,946	0	86,946	90,373.31	.00	-3,427.31	103.9%*
12012453	513002	OVERTIME - TRAININ	29,940	0	29,940	19,324.42	.00	10,615.58	64.5%
12012453	514000	EDUCATION INCENTIV	35,000	0	35,000	27,460.44	.00	7,539.56	78.5%
12012453	521100	HEALTH INSURANCE	590,374	0	590,374	488,182.62	.00	102,191.38	82.7%
12012453	521200	DENTAL INSURANCE	10,386	0	10,386	8,820.20	.00	1,565.80	84.9%
12012453	521300	LIFE INSURANCE	490	0	490	394.77	.00	95.23	80.6%
12012453	522000	SOCIAL SECURITY CO	47,160	0	47,160	40,582.93	.00	6,577.07	86.1%
12012453	523000	RETIREMENT CONTRIB	732,067	0	732,067	654,883.46	.00	77,183.54	89.5%
TOTAL PD PATROL SERVICES			4,432,240	62,070	4,494,310	3,918,128.23	.00	576,181.77	87.2%
12012553 PD SUPPORT SERVICES									
12012553	511001	SALARIES - FULL TI	168,684	4,217	172,901	160,085.20	.00	12,815.80	92.6%*
12012553	511002	SALARIES - PART TI	164,630	3,010	167,640	172,400.76	.00	-4,760.76	102.8%*
12012553	513001	00589 OT ADMIN STRA	2,000	0	2,000	3,610.80	.00	-1,610.80	180.5%*
12012553	516000	LONGEVITY	3,015	0	3,015	1,850.00	.00	1,165.00	61.4%
12012553	521100	HEALTH INSURANCE	36,698	0	36,698	37,033.46	.00	-335.46	100.9%*
12012553	521200	DENTAL INSURANCE	1,255	0	1,255	930.42	.00	324.58	74.1%
12012553	521300	LIFE INSURANCE	310	0	310	289.60	.00	20.40	93.4%*
12012553	522000	SOCIAL SECURITY CO	24,927	0	24,927	24,966.29	.00	-39.29	100.2%*
12012553	523000	RETIREMENT CONTRIB	18,637	0	18,637	17,851.74	.00	785.26	95.8%*
12012553	528001	IPT	1,615	0	1,615	1,528.10	.00	86.90	94.6%*
TOTAL PD SUPPORT SERVICES			421,771	7,227	428,998	420,546.37	.00	8,451.63	98.0%
12020054 FIRE DEPARTMENT									
12020054	511001	SALARIES - FULL TI	2,096,492	9,170	2,105,662	1,911,689.49	.00	193,972.51	90.8%

YEAR-TO-DATE BUDGET REPORT

FOR 2015 11

ACCOUNTS 1000	FOR: GENERAL FUND		ORIGINAL APPROP	TRANSFERS/ ADJUSTMENTS	REVISED BUDGET	YTD EXPENDED	ENCUMBRANCES	AVAILABLE BUDGET	PCT USED
12020054	511004	SALARIES - HOLIDAY	90,176	0	90,176	45,946.85	.00	44,229.15	51.0%
12020054	511005	SALARIES - OUTSIDE	10,000	0	10,000	4,850.74	.00	5,149.26	48.5%
12020054	513001	OVERTIME - REGULAR	240,000	0	240,000	233,370.84	.00	6,629.16	97.2%
12020054	513002	OVERTIME - TRAINING	18,800	0	18,800	.00	.00	18,800.00	.0%
12020054	514000	EDUCATION INCENTIVE	18,200	0	18,200	19,200.00	.00	-1,000.00	105.5%*
12020054	516000	LONGEVITY	2,400	0	2,400	2,400.00	.00	.00	100.0%*
12020054	521100	HEALTH INSURANCE	595,281	0	595,281	516,372.41	.00	78,908.59	86.7%
12020054	521200	DENTAL INSURANCE	6,524	0	6,524	5,699.64	.00	824.36	87.4%
12020054	521300	LIFE INSURANCE	996	0	996	897.36	.00	98.64	90.1%
12020054	522000	SOCIAL SECURITY CO	34,121	0	34,121	30,714.99	.00	3,406.01	90.0%
12020054	523000	RETIREMENT CONTRIB	669,774	0	669,774	600,694.11	.00	69,079.89	89.7%
12020054	525000	UNEMPLOYMENT COMPE	0	0	0	88.55	.00	-88.55	100.0%*
12020054	526000	WORKERS' COMPENSAT	75,284	0	75,284	36,651.76	38,632.24	.00	100.0%*
12020054	528001	IPT	1,443	0	1,443	1,330.80	.00	112.20	92.2%*
12020054	532001	STAFF DEVELOPMENT	17,000	0	17,000	7,859.31	2,528.90	6,611.79	61.1%
12020054	533000	OTHER PROF SERVICE	0	2,855	2,855	1,355.00	1,500.00	.00	100.0%*
12020054	533004	MEDICAL SERVICES	1,700	-335	1,365	968.00	.00	397.00	70.9%
12020054	533010	LABOR NEGOTIATIONS	5,000	0	5,000	822.50	.00	4,177.50	16.5%
12020054	534000	TECHNICAL SERVICES	10,500	-1,600	8,900	4,320.82	1,304.60	3,274.58	63.2%
12020054	541100	WATER/SEWAGE	1,760	0	1,760	1,811.06	.00	-51.06	102.9%*
12020054	543001	VEHICLE MAINTENANCE	42,000	2,800	44,800	40,697.24	3,984.80	117.96	99.7%*
12020054	543002	EQUIPMENT MAINTENANCE	16,910	600	17,510	15,838.77	1,166.36	504.87	97.1%*
12020054	544500	LEASE COPIER/PRINT	3,608	0	3,608	2,517.23	.00	1,090.77	69.8%
12020054	552001	FLEET INSURANCE	3,868	0	3,868	3,890.33	.00	-22.33	100.6%*
12020054	552002	PROPERTY INSURANCE	2,609	0	2,609	2,624.06	.00	-15.06	100.6%*
12020054	552003	GENERAL LIABILITY	16,005	0	16,005	16,097.41	.00	-92.41	100.6%*
12020054	552004	OFFICERS LIABILITY	355	0	355	357.05	.00	-2.05	100.6%*
12020054	553000	COMMUNICATIONS	12,424	0	12,424	8,558.31	.00	3,865.69	68.9%
12020054	553400	POSTAGE FEES	700	0	700	206.87	102.95	390.18	44.3%
12020054	554000	ADVERTISING	500	-435	65	.00	.00	65.00	.0%
12020054	555000	PRINTING AND BINDING	800	-100	700	332.50	.00	367.50	47.5%
12020054	556000	TUTORING	5,000	0	5,000	3,096.81	.00	1,903.19	61.9%
12020054	558000	TRAVEL	2,200	-1,400	800	380.17	150.00	269.83	66.3%
12020054	561002	BUILDING MAINTENANCE	2,500	100	2,600	2,294.77	221.19	84.04	96.8%*
12020054	561003	OFFICE SUPPLIES	1,700	-100	1,600	820.65	506.67	272.68	83.0%
12020054	561005	PUBLICATIONS	1,200	290	1,490	1,489.25	.00	.75	99.9%*
12020054	561008	VEHICLE SUPPLIES	14,000	-1,000	13,000	8,272.71	448.09	4,279.20	67.1%
12020054	561009	TRAINING MATERIAL	1,400	0	1,400	394.88	11.39	993.73	29.0%
12020054	561010	CLOTHING	21,200	0	21,200	14,232.24	6,626.94	340.82	98.4%*
12020054	561013	FIRE PREVENTION SUPPLIES	1,200	0	1,200	1,181.71	5.75	12.54	99.0%*
12020054	561014	FIRE PREVENTION SUPPLIES	2,000	0	2,000	1,642.52	.00	357.48	82.1%
12020054	561038	FIRE FIGHTING SUPPLIES	2,000	-1,433	567	.00	383.08	183.92	67.6%
12020054	562200	ELECTRICITY	24,078	0	24,078	16,150.19	.00	7,927.81	67.1%
12020054	562400	HEATING FUEL	12,261	0	12,261	14,112.57	.00	-1,851.57	115.1%*

YEAR-TO-DATE BUDGET REPORT

FOR 2015 11

ACCOUNTS 1000	FOR: GENERAL FUND		ORIGINAL APPROP	TRANSFERS/ ADJUSTMENTS	REVISED BUDGET	YTD EXPENDED	ENCUMBRANCES	AVAILABLE BUDGET	PCT USED
12020054	562600	VEHICLE FUEL	25,900	0	25,900	18,187.68	500.00	7,212.32	72.2%
12020054	573401	ADMIN EQUIPMENT	4,000	0	4,000	3,715.13	.00	284.87	92.9%*
12020054	573900	OTHER EQUIPMENT	24,989	0	24,989	10,344.76	13,300.94	1,343.30	94.6%*
12020054	573902	TRAINING EQUIPMENT	500	0	500	452.98	.00	47.02	90.6%
12020054	581000	DUES AND FEES	1,000	542	1,542	1,480.00	62.00	.00	100.0%*
12020054	581001	MUTUAL AID DUES	8,950	-784	8,166	8,165.62	.00	.38	100.0%*
12020054	581100	DONATION EXPENDITURE	500	0	500	.00	.00	500.00	.0%
TOTAL FIRE DEPARTMENT			4,151,808	9,170	4,160,978	3,624,578.64	71,435.90	464,963.46	88.8%
12020055 FIRE DEPT 55 GONIC SUBSTATION									
12020055	541100	WATER/SEWAGE	760	0	760	589.14	.00	170.86	77.5%
12020055	544500	LEASE COPIER/PRINT	656	0	656	684.83	.00	-28.83	104.4%*
12020055	553000	COMMUNICATIONS	786	0	786	548.94	.00	237.06	69.8%
12020055	562200	ELECTRICITY	13,650	0	13,650	7,576.18	.00	6,073.82	55.5%
12020055	562400	HEATING FUEL	12,704	0	12,704	9,238.91	.00	3,465.09	72.7%
TOTAL FIRE DEPT 55 GONIC SUBSTATION			28,556	0	28,556	18,638.00	.00	9,918.00	65.3%
12020754 CALL FIRE									
12020754	511002	SALARIES - PART TI	26,125	0	26,125	5,143.14	.00	20,981.86	19.7%
12020754	522000	SOCIAL SECURITY CO	2,060	0	2,060	393.47	.00	1,666.53	19.1%
12020754	526000	WORKERS' COMPENSAT	1,976	0	1,976	962.01	1,013.99	.00	100.0%*
TOTAL CALL FIRE			30,161	0	30,161	6,498.62	1,013.99	22,648.39	24.9%
12022754 FOREST FIRES									
12022754	511002	SALARIES - PART TI	800	0	800	109.90	.00	690.10	13.7%
12022754	522000	SOCIAL SECURITY CO	0	0	0	8.41	.00	-8.41	100.0%*
TOTAL FOREST FIRES			800	0	800	118.31	.00	681.69	14.8%
12030153 DISPATCH CENTER									
12030153	511001	SALARIES - FULL TI	390,877	72	390,949	306,431.19	.00	84,517.81	78.4%

YEAR-TO-DATE BUDGET REPORT

FOR 2015 11

ACCOUNTS 1000	FOR: GENERAL FUND		ORIGINAL APPROP	TRANSFERS/ ADJUSTMENTS	REVISED BUDGET	YTD EXPENDED	ENCUMBRANCES	AVAILABLE BUDGET	PCT USED
12030153	511002	SALARIES - PART TI	2,000	7,000	9,000	8,513.03	.00	486.97	94.6%*
12030153	511004	SALARIES - HOLIDAY	16,621	0	16,621	9,988.85	.00	6,632.15	60.1%
12030153	513001	OVERTIME - REGULAR	28,990	0	28,990	100,848.32	.00	-71,858.32	347.9%*
12030153	513002	OVERTIME-TRAINING	5,500	0	5,500	1,005.45	.00	4,494.55	18.3%
12030153	516000	LONGEVITY	1,300	0	1,300	1,896.50	.00	-596.50	145.9%*
12030153	521100	HEALTH INSURANCE	157,080	0	157,080	84,183.33	.00	72,896.67	53.6%
12030153	521200	DENTAL INSURANCE	2,703	0	2,703	1,850.50	.00	852.50	68.5%
12030153	521300	LIFE INSURANCE	599	0	599	537.80	.00	61.20	89.8%
12030153	522000	SOCIAL SECURITY CO	30,581	0	30,581	28,249.09	.00	2,331.91	92.4%*
12030153	523000	RETIREMENT CONTRIB	47,154	0	47,154	50,489.02	.00	-3,335.02	107.1%*
12030153	526000	WORKERS' COMPENSAT	1,158	0	1,158	563.77	594.23	.00	100.0%*
12030153	528001	IPT	3,166	0	3,166	2,823.97	.00	342.03	89.2%
12030153	532001	STAFF DEVELOPMENT	2,300	-400	1,900	169.00	.00	1,731.00	8.9%
12030153	533010	LABOR NEGOTIATIONS	10,000	0	10,000	123.09	.00	9,876.91	1.2%
12030153	534001	STATE FEE COMPUTER	4,500	0	4,500	3,375.00	1,125.00	.00	100.0%*
12030153	543002	EQUIPMENT MAINTENA	27,730	0	27,730	23,547.87	.00	4,182.13	84.9%
12030153	552003	GENERAL LIABILITY	3,134	0	3,134	3,152.10	.00	-18.10	100.6%*
12030153	553000	COMMUNICATIONS	500	0	500	.00	.00	500.00	.0%
12030153	554000	ADVERTISING	68	0	68	.00	.00	68.00	.0%
12030153	558000	TRAVEL	2,000	0	2,000	.00	.00	2,000.00	.0%
12030153	561003	OFFICE SUPPLIES	1,250	0	1,250	1,253.58	.00	-3.58	100.3%*
12030153	561010	CLOTHING	600	530	1,130	799.50	330.50	.00	100.0%*
12030153	561032	OTHER OPERATIONAL	4,000	-130	3,870	1,250.21	449.75	2,170.04	43.9%
12030153	573401	ADMIN EQUIPMENT	1,000	0	1,000	615.27	.00	384.73	61.5%
12030153	581000	DUES AND FEES	370	0	370	.00	.00	370.00	.0%
TOTAL DISPATCH CENTER			745,181	7,072	752,253	631,666.44	2,499.48	118,087.08	84.3%

12040051 CODE ENFORCEMENT

12040051	511001	SALARIES - FULL TI	286,384	7,160	293,544	270,666.15	.00	22,877.85	92.2%*
12040051	511002	SALARIES - PART TI	26,733	668	27,401	25,342.37	.00	2,058.63	92.5%*
12040051	513001	OVERTIME - REGULAR	1,000	0	1,000	834.28	.00	165.72	83.4%
12040051	516000	LONGEVITY	1,715	0	1,715	1,715.00	.00	.00	100.0%*
12040051	521100	HEALTH INSURANCE	64,818	0	64,818	59,968.71	.00	4,849.29	92.5%*
12040051	521200	DENTAL INSURANCE	1,198	0	1,198	1,100.64	.00	97.36	91.9%*
12040051	521300	LIFE INSURANCE	502	0	502	484.62	.00	17.38	96.5%*
12040051	522000	SOCIAL SECURITY CO	22,471	0	22,471	21,195.70	.00	1,275.30	94.3%*
12040051	523000	RETIREMENT CONTRIB	31,121	0	31,121	29,407.66	.00	1,713.34	94.5%*
12040051	526000	WORKERS' COMPENSAT	16,163	0	16,163	7,868.90	8,294.10	.00	100.0%*
12040051	528001	IPT	2,641	0	2,641	2,530.30	.00	110.70	95.8%*
12040051	532001	STAFF DEVELOPMENT	10,050	0	10,050	2,343.00	525.00	7,182.00	28.5%

YEAR-TO-DATE BUDGET REPORT

FOR 2015 11

ACCOUNTS 1000	FOR: GENERAL FUND		ORIGINAL APPROP	TRANSFERS/ ADJUSTMENTS	REVISED BUDGET	YTD EXPENDED	ENCUMBRANCES	AVAILABLE BUDGET	PCT USED
12040051	533000	OTHER PROF SERVICE	1,000	0	1,000	.00	.00	1,000.00	.0%
12040051	533009	11539 LEGAL	0	0	0	818.00	.00	-818.00	100.0%*
12040051	534003	SOFTWARE MAINT/LIC	2,697	0	2,697	2,697.00	.00	.00	100.0%*
12040051	534006	CONSULTING OTHER	500	0	500	.00	.00	500.00	.0%
12040051	543001	VEHICLE MAINTENANCE	2,500	0	2,500	1,264.79	544.20	691.01	72.4%
12040051	544500	LEASE COPIER/PRINT	2,100	0	2,100	1,941.08	.00	158.92	92.4%*
12040051	552001	FLEET INSURANCE	1,190	0	1,190	1,196.87	.00	-6.87	100.6%*
12040051	552003	GENERAL LIABILITY	2,047	0	2,047	2,058.82	.00	-11.82	100.6%*
12040051	553000	COMMUNICATIONS	2,800	0	2,800	2,328.98	.00	471.02	83.2%
12040051	553400	POSTAGE FEES	1,800	0	1,800	1,439.63	.00	360.37	80.0%
12040051	554000	ADVERTISING	800	500	1,300	1,015.65	160.00	124.35	90.4%
12040051	555000	PRINTING AND BINDI	400	0	400	210.00	.00	190.00	52.5%
12040051	558000	TRAVEL	450	0	450	.00	.00	450.00	.0%
12040051	561003	OFFICE SUPPLIES	1,400	0	1,400	934.35	150.00	315.65	77.5%
12040051	561005	PUBLICATIONS	2,000	0	2,000	1,173.52	757.00	69.48	96.5%*
12040051	561008	VEHICLE SUPPLIES	200	0	200	.00	.00	200.00	.0%
12040051	561010	CLOTHING	950	0	950	128.00	.00	822.00	13.5%
12040051	561033	INSPECTION SUPPLIE	500	0	500	236.09	143.04	120.87	75.8%
12040051	562600	VEHICLE FUEL	3,000	0	3,000	1,726.86	.00	1,273.14	57.6%
12040051	573401	ADMIN EQUIPMENT	2,000	-500	1,500	.00	.00	1,500.00	.0%
12040051	581000	DUES AND FEES	752	0	752	452.00	175.00	125.00	83.4%
TOTAL CODE ENFORCEMENT			493,882	7,828	501,710	443,078.97	10,748.34	47,882.69	90.5%
12050050 AMBULANCE									
12050050	559000	MISC PURCHASED SER	53,219	0	53,219	39,914.25	13,304.75	.00	100.0%*
TOTAL AMBULANCE			53,219	0	53,219	39,914.25	13,304.75	.00	100.0%
13010057 PUBLIC WORKS									
13010057	511001	SALARIES - FULL TI	587,478	-13,419	574,059	528,604.34	.00	45,454.66	92.1%*
13010057	511099	SALARIES - ADJUSTM	460	0	460	.00	.00	460.00	.0%
13010057	513001	OVERTIME - REGULAR	22,500	0	22,500	18,159.11	.00	4,340.89	80.7%
13010057	515001	ON CALL	4,497	0	4,497	4,679.36	.00	-182.36	104.1%*
13010057	516000	LONGEVITY	607	0	607	604.64	.00	2.36	99.6%*
13010057	521100	HEALTH INSURANCE	186,133	0	186,133	167,364.25	.00	18,768.75	89.9%
13010057	521200	DENTAL INSURANCE	3,218	0	3,218	2,913.51	.00	304.49	90.5%
13010057	521300	LIFE INSURANCE	977	0	977	948.22	.00	28.78	97.1%*

YEAR-TO-DATE BUDGET REPORT

FOR 2015 11

ACCOUNTS 1000	FOR: GENERAL FUND		ORIGINAL APPROP	TRANSFERS/ ADJUSTMENTS	REVISED BUDGET	YTD EXPENDED	ENCUMBRANCES	AVAILABLE BUDGET	PCT USED
13010057	522000	SOCIAL SECURITY CO	42,550	0	42,550	38,558.61	.00	3,991.39	90.6%
13010057	523000	RETIREMENT CONTRIB	65,785	0	65,785	59,040.00	.00	6,745.00	89.7%
13010057	525000	UNEMPLOYMENT COMPE	1,500	0	1,500	471.06	.00	1,028.94	31.4%
13010057	526000	WORKERS' COMPENSAT	33,821	0	33,821	16,465.64	17,355.36	.00	100.0%*
13010057	528001	IPT	4,924	0	4,924	4,767.28	.00	156.72	96.8%*
13010057	532001	STAFF DEVELOPMENT	3,270	0	3,270	2,728.18	232.12	309.70	90.5%
13010057	532200	CONTRACTED SERVICE	0	18,650	18,650	19,130.70	41,861.80	-42,342.50	327.0%*
13010057	533000	OTHER PROF SERVICE	62,428	2,830	65,258	8,939.85	54,836.79	1,481.36	97.7%*
13010057	533002	ENGINEERING SERVIC	7,400	-2,615	4,785	4,784.85	.00	.00	100.0%*
13010057	533004	MEDICAL SERVICES	1,385	0	1,385	650.67	.00	734.33	47.0%
13010057	533006	LABORATORY SERVICE	2,500	-1,600	900	.00	900.00	.00	100.0%*
13010057	533007	RECYCLING PROGRAM	24,500	0	24,500	24,500.00	.00	.00	100.0%*
13010057	533008	LAWN & TREE SERVIC	28,000	-1,000	27,000	12,701.80	8,555.00	5,743.20	78.7%
13010057	533009	LEGAL	0	0	0	285.83	.00	-285.83	100.0%*
13010057	533010	LABOR NEGOTIATIONS	2,000	-2,000	0	.00	.00	.00	.0%
13010057	534003	SOFTWARE MAINTENAN	546	-200	346	332.15	.00	13.85	96.0%*
13010057	541100	WATER/SEWAGE	1,100	0	1,100	850.98	.00	249.02	77.4%
13010057	542101	RUBBISH COLLECTIO	548,412	-6,975	541,437	496,083.85	45,352.95	.00	100.0%*
13010057	543001	VEHICLE MAINTENANC	7,300	7,130	14,430	11,430.00	1,500.00	1,500.00	89.6%
13010057	543002	EQUIPMENT MAINTENA	1,818	-866	952	952.00	.00	.00	100.0%*
13010057	543003	TRANSPORTATION OF	600	-217	383	383.26	.00	.00	100.0%*
13010057	544200	RENTAL OF EQUIPMEN	1,000	-1,000	0	.00	.00	.09	.0%
13010057	544400	RENTAL OF COMP/COM	1,782	0	1,782	1,664.63	117.37	.00	100.0%*
13010057	544500	LEASE COPIER/PRINT	800	0	800	895.88	.00	-95.88	112.0%*
13010057	552001	FLEET INSURANCE	8,866	0	8,866	8,917.19	.00	-51.19	100.6%*
13010057	552002	PROPERTY INSURANCE	1,428	0	1,428	1,485.45	.00	-57.45	104.0%*
13010057	552003	GENERAL LIABILITY	5,146	0	5,146	5,175.71	.00	-29.71	100.6%*
13010057	553000	COMMUNICATIONS	7,363	-400	6,963	6,064.53	.00	898.47	87.1%
13010057	553400	POSTAGE FEES	465	0	465	338.18	13.61	113.21	75.7%
13010057	554000	ADVERTISING	1,525	0	1,525	1,048.54	476.46	.00	100.0%*
13010057	555000	PRINTING AND BINDI	500	0	500	159.00	.00	341.00	31.8%
13010057	558000	TRAVEL	275	-225	50	.00	50.00	.00	100.0%*
13010057	561003	OFFICE SUPPLIES	419	0	419	365.88	19.37	33.75	91.9%*
13010057	561005	PUBLICATIONS	32	0	32	30.00	.00	2.00	93.8%*
13010057	561008	VEHICLE SUPPLIES	45,765	12,150	57,915	55,625.25	1,537.28	752.47	98.7%*
13010057	561009	TRAINING MATERIAL	100	-38	62	62.00	.00	.00	100.0%*
13010057	561010	CLOTHING	11,847	-1,000	10,847	8,003.54	2,552.76	290.70	97.3%*
13010057	561015	SAFETY EQUIPMENT &	6,500	-1,500	5,000	4,615.20	337.92	46.88	99.1%*
13010057	561016	BRUSH CUTTING SUPP	650	0	650	649.83	.00	.17	100.0%*
13010057	561017	BODY SHOP SUPPLIES	1,500	0	1,500	1,500.00	.00	.00	100.0%*
13010057	561018	DRAINS & CULVERTS	5,000	-25	4,975	4,975.00	.00	.00	100.0%*
13010057	561019	SHADE TREE & LAWN	200	0	200	199.20	.00	.80	99.6%*
13010057	561020	STREET SWEEPING SU	5,500	0	5,500	5,000.62	499.38	.00	100.0%*
13010057	561022	HOT TOP COLD PATCH	55,000	-3,300	51,700	46,354.50	5,345.50	.00	100.0%*

YEAR-TO-DATE BUDGET REPORT

FOR 2015 11

ACCOUNTS 1000	FOR: GENERAL FUND		ORIGINAL APPROP	TRANSFERS/ ADJUSTMENTS	REVISED BUDGET	YTD EXPENDED	ENCUMBRANCES	AVAILABLE BUDGET	PCT USED
13010057	561023	SAND AND GRAVEL	8,380	0	8,380	6,550.00	1,830.00	.00	100.0%*
13010057	561024	ROAD SIGN SUPPLIES	6,800	0	6,800	4,715.25	1,025.00	1,059.75	84.4%
13010057	561025	STREET MARKING SUP	8,000	0	8,000	4,281.34	2,132.59	1,586.07	80.2%
13010057	561032	OTHER OPERATIONAL	500	0	500	499.14	.00	.86	99.8%*
13010057	561034	BUSINESS DIST MAIN	6,700	-5,319	1,381	778.46	601.08	1.46	99.9%*
13010057	561035	MAINTENANCE STOCK	2,500	700	3,200	3,037.92	161.78	.30	100.0%*
13010057	562200	ELECTRICITY	17,148	-1,000	16,148	16,434.39	.00	-286.39	101.8%*
13010057	562400	HEATING FUEL	10,000	0	10,000	10,126.97	.00	-126.97	101.3%*
13010057	562600	VEHICLE FUEL	100,000	0	100,000	87,061.00	.00	12,939.00	87.1%
13010057	573401	ADMIN EQUIPMENT	1,500	174	1,674	1,499.49	174.51	.00	100.0%*
13010057	573900	OTHER EQUIPMENT	4,700	0	4,700	4,700.00	.00	.00	100.0%*
13010057	581000	DUES AND FEES	820	-700	120	75.00	.00	45.00	62.5%
13010057	589001	STATE PERMITS & FE	1,250	-74	1,176	814.45	40.00	321.55	72.7%
TOTAL PUBLIC WORKS			1,975,670	-1,839	1,973,831	1,720,033.68	187,508.63	66,288.69	96.6%
13010957 WINTER MAINTENANCE									
13010957	511002	SALARIES - PART TI	42,000	0	42,000	46,871.73	.00	-4,871.73	111.6%*
13010957	513001	OVERTIME - REGULAR	125,000	0	125,000	183,650.39	.00	-58,650.39	146.9%*
13010957	521100	HEALTH INSURANCE	0	0	0	537.80	.00	-537.80	100.0%*
13010957	521200	DENTAL INSURANCE	0	0	0	7.18	.00	-7.18	100.0%*
13010957	521300	LIFE INSURANCE	0	0	0	2.14	.00	-2.14	100.0%*
13010957	522000	SOCIAL SECURITY CO	12,776	0	12,776	17,622.11	.00	-4,846.11	137.9%*
13010957	523000	RETIREMENT CONTRIB	13,462	0	13,462	19,143.29	.00	-5,681.29	142.2%*
13010957	526000	WORKERS' COMPENSAT	3,209	0	3,209	1,562.29	1,646.71	.00	100.0%*
13010957	528001	IPT	0	0	0	11.26	.00	-11.26	100.0%*
13010957	532200	CONTRACTED SERVICE	20,000	1,500	21,500	28,241.61	.00	-6,741.61	131.4%*
13010957	561021	SNOW REMOVAL SUPPL	211,998	89,625	301,623	294,426.19	.00	7,196.81	97.6%*
13010957	561040	EQUIPMENT REPAIR S	33,000	7,000	40,000	36,255.98	3,742.82	1.20	100.0%*
TOTAL WINTER MAINTENANCE			461,445	98,125	559,570	628,331.97	5,389.53	-74,151.50	113.3%
13020050 CITY LIGHTS									
13020050	533000	OTHER PROF SERVICE	14,000	5,000	19,000	18,167.24	.00	832.76	95.6%*
13020050	541000	UTILITY SERVICE	239,000	-5,000	234,000	212,663.98	.00	21,336.02	90.9%
TOTAL CITY LIGHTS			253,000	0	253,000	230,831.22	.00	22,168.78	91.2%
14010051 WELFARE									
14010051	511001	SALARIES - FULL TI	140,602	3,515	144,117	132,727.33	.00	11,389.67	92.1%*

YEAR-TO-DATE BUDGET REPORT

FOR 2015 11

ACCOUNTS 1000	FOR: GENERAL FUND		ORIGINAL APPROP	TRANSFERS/ ADJUSTMENTS	REVISED BUDGET	YTD EXPENDED	ENCUMBRANCES	AVAILABLE BUDGET	PCT USED
14010051	511002	SALARIES - PART TI	33,178	811	33,989	26,061.74	.00	7,927.26	76.7%
14010051	516000	LONGEVITY	1,490	0	1,490	1,000.00	.00	490.00	67.1%
14010051	521100	HEALTH INSURANCE	35,704	0	35,704	37,915.20	.00	-2,211.20	106.2%*
14010051	521200	DENTAL INSURANCE	696	0	696	639.36	.00	56.64	91.9%*
14010051	521300	LIFE INSURANCE	257	0	257	237.46	.00	19.54	92.4%*
14010051	522000	SOCIAL SECURITY CO	12,566	0	12,566	11,349.90	.00	1,216.10	90.3%
14010051	523000	RETIREMENT CONTRIB	15,287	0	15,287	14,378.94	.00	908.06	94.1%*
14010051	526000	WORKERS' COMPENSAT	378	0	378	184.03	193.97	.00	100.0%*
14010051	528001	IPT	1,347	0	1,347	1,248.30	.00	98.70	92.7%*
14010051	532001	STAFF DEVELOPMENT	300	0	300	.00	.00	300.00	.0%
14010051	544500	LEASE COPIER/PRINT	2,376	0	2,376	2,117.22	.00	258.78	89.1%
14010051	552003	GENERAL LIABILITY	1,164	0	1,164	1,170.72	.00	-6.72	100.6%*
14010051	553000	COMMUNICATIONS	825	0	825	686.17	.00	138.83	83.2%
14010051	553400	POSTAGE FEES	250	0	250	18.72	.00	231.28	7.5%
14010051	558000	TRAVEL	450	0	450	432.69	.00	17.31	96.2%*
14010051	561003	OFFICE SUPPLIES	2,600	0	2,600	1,386.47	1,006.92	206.61	92.1%*
14010051	573401	ADMIN EQUIPMENT	800	0	800	654.43	.00	145.57	81.8%
14010051	581000	DUES AND FEES	450	0	450	195.00	187.31	67.69	85.0%
14010051	589014	DIRECT ASSISTANCE	189,000	0	189,000	91,601.44	1,800.40	95,598.16	49.4%
TOTAL WELFARE			439,720	4,326	444,046	324,005.12	3,188.60	116,852.28	73.7%

14022072 RECREATION ADMINISTRATION

14022072	511001	SALARIES - FULL TI	235,508	5,888	241,396	223,656.07	.00	17,739.93	92.7%*
14022072	511002	SALARIES - PART TI	50,555	451	51,006	64,583.61	.00	-13,577.61	126.6%*
14022072	513001	OVERTIME - REGULAR	0	0	0	271.98	.00	-271.98	100.0%*
14022072	516000	LONGEVITY	1,434	0	1,434	1,434.00	.00	.00	100.0%*
14022072	521100	HEALTH INSURANCE	70,092	0	70,092	64,039.14	.00	6,052.86	91.4%
14022072	521200	DENTAL INSURANCE	759	0	759	701.81	.00	57.19	92.5%*
14022072	521300	LIFE INSURANCE	422	0	422	396.80	.00	25.20	94.0%*
14022072	522000	SOCIAL SECURITY CO	20,260	0	20,260	21,194.62	.00	-934.62	104.6%*
14022072	523000	RETIREMENT CONTRIB	25,516	0	25,516	24,166.07	.00	1,349.93	94.7%*
14022072	526000	WORKERS' COMPENSAT	4,131	0	4,131	2,011.16	2,119.84	.00	100.0%*
14022072	528001	IPT	2,234	0	2,234	2,087.53	.00	146.47	93.4%*
14022072	532001	STAFF DEVELOPMENT	0	896	896	896.00	.00	.00	100.0%*
14022072	533000	OTHER PROF SERVICE	4,500	6,172	10,672	10,137.50	239.75	295.00	97.2%*
14022072	543002	EQUIPMENT MAINTENANCE	3,900	-56	3,844	2,493.87	.00	1,350.13	64.9%
14022072	544000	RENTALS	70,000	0	70,000	58,333.40	.00	11,666.60	83.3%
14022072	544500	LEASE COPIER/PRINT	4,000	0	4,000	3,017.73	.00	982.27	75.4%
14022072	552001	FLEET INSURANCE	298	0	298	324.17	.00	-26.17	108.8%*
14022072	552003	GENERAL LIABILITY	2,678	0	2,678	2,693.46	.00	-15.46	100.6%*

YEAR-TO-DATE BUDGET REPORT

FOR 2015 11

ACCOUNTS 1000	FOR: GENERAL FUND		ORIGINAL APPROP	TRANSFERS/ ADJUSTMENTS	REVISED BUDGET	YTD EXPENDED	ENCUMBRANCES	AVAILABLE BUDGET	PCT USED
14022072	553000	COMMUNICATIONS	2,940	0	2,940	2,605.15	.00	334.85	88.6%
14022072	553400	POSTAGE FEES	350	-40	310	35.29	.00	274.71	11.4%
14022072	558000	TRAVEL	500	670	1,170	940.53	225.42	4.05	99.7%*
14022072	561003	OFFICE SUPPLIES	2,200	500	2,700	2,157.03	506.04	36.93	98.6%*
14022072	562600	VEHICLE FUEL	0	0	0	76.02	.00	-76.02	100.0%*
14022072	573401	ADMIN EQUIPMENT	500	-500	0	.00	.00	.00	.0%
14022072	573900	OTHER EQUIPMENT	7,500	-4,570	2,930	1,027.00	595.00	1,308.00	55.4%
14022072	581000	DUES AND FEES	700	225	925	924.50	.00	.50	99.9%*
14022072	589007	RO003 YOUTH BASKETB	11,950	1,625	13,575	12,356.70	271.04	947.26	93.0%
TOTAL RECREATION ADMINISTRATION			522,927	11,261	534,188	502,561.14	3,957.09	27,670.02	94.8%

14022150 RECREATION PLAYGROUNDS/CAMP

14022150	511002	SALARIES - PART TI	70,500	0	70,500	62,847.46	.00	7,652.54	89.1%
14022150	513001	OVERTIME - REGULAR	250	0	250	6.78	.00	243.22	2.7%
14022150	522000	SOCIAL SECURITY CO	5,413	0	5,413	4,808.38	.00	604.62	88.8%
14022150	526000	WORKERS' COMPENSAT	2,699	0	2,699	1,314.00	1,385.00	.00	100.0%*
14022150	553000	COMMUNICATIONS	750	0	750	708.60	.00	41.40	94.5%*
14022150	558000	TRAVEL	500	175	675	614.16	54.96	5.88	99.1%*
14022150	561000	GENERAL SUPPLIES	2,500	-597	1,903	1,222.07	.00	680.68	64.2%
14022150	562200	ELECTRICITY	2,500	0	2,500	946.41	.00	1,553.59	37.9%
14022150	589007	RO041 PLAYGROUND CA	3,000	-800	2,200	1,944.30	.00	255.70	88.4%
TOTAL RECREATION PLAYGROUNDS/CAMP			88,112	-1,222	86,890	74,412.16	1,439.96	11,037.63	87.3%

14022250 RECREATION POOLS

14022250	511002	SALARIES - PART TI	48,000	0	48,000	35,647.66	.00	12,352.34	74.3%
14022250	513001	OVERTIME - REGULAR	1,750	0	1,750	568.39	.00	1,181.61	32.5%
14022250	522000	SOCIAL SECURITY CO	3,806	0	3,806	2,770.55	.00	1,035.45	72.8%
14022250	526000	WORKERS' COMPENSAT	1,979	0	1,979	963.47	1,015.53	.00	100.0%*
14022250	532001	STAFF DEVELOPMENT	900	-900	0	.00	.00	.00	.0%
14022250	541100	WATER/SEWAGE	4,300	0	4,300	154.11	.00	4,145.89	3.6%
14022250	552002	PROPERTY INSURANCE	1,882	0	1,882	1,892.87	.00	-10.87	100.6%*
14022250	553000	COMMUNICATIONS	375	500	875	980.40	.00	-105.40	112.0%*
14022250	558000	TRAVEL	1,200	150	1,350	1,273.67	.00	76.33	94.3%*
14022250	561000	GENERAL SUPPLIES	1,500	-1,350	150	131.47	.00	18.53	87.6%
14022250	561002	BUILDING MAINTENAN	1,500	-1,100	400	400.00	.00	.00	100.0%*
14022250	562200	ELECTRICITY	9,750	0	9,750	4,533.85	.00	5,216.15	46.5%

YEAR-TO-DATE BUDGET REPORT

FOR 2015 11

ACCOUNTS FOR: 1000 GENERAL FUND	ORIGINAL APPROP	TRANSFERS/ ADJUSTMENTS	REVISED BUDGET	YTD EXPENDED	ENCUMBRANCES	AVAILABLE BUDGET	PCT USED
TOTAL RECREATION POOLS	76,942	-2,700	74,242	49,316.44	1,015.53	23,910.03	67.8%
14030056 LIBRARY							
14030056 511001 SALARIES - FULL TI	399,647	9,841	409,488	372,528.83	.00	36,959.17	91.0%
14030056 511002 SALARIES - PART TI	244,433	5,448	249,881	234,719.04	.00	15,161.96	93.9%*
14030056 511099 SALARIES - ADJUSTM	692	0	692	.00	.00	692.00	.0%
14030056 516000 LONGEVITY	5,700	0	5,700	5,436.47	.00	263.53	95.4%*
14030056 521100 HEALTH INSURANCE	97,770	0	97,770	90,495.31	.00	7,274.69	92.6%*
14030056 521200 DENTAL INSURANCE	1,857	0	1,857	1,706.64	.00	150.36	91.9%*
14030056 521300 LIFE INSURANCE	722	0	722	661.68	.00	60.32	91.6%
14030056 522000 SOCIAL SECURITY CO	47,195	0	47,195	44,867.57	.00	2,327.43	95.1%*
14030056 523000 RETIREMENT CONTRIB	43,501	0	43,501	40,541.39	.00	2,959.61	93.2%*
14030056 526000 WORKERS' COMPENSAT	1,250	0	1,250	608.56	641.44	.00	100.0%*
14030056 528001 IPT	3,772	0	3,772	3,474.24	.00	297.76	92.1%*
14030056 532001 STAFF DEVELOPMENT	3,300	-592	2,708	325.00	.00	2,383.00	12.0%
14030056 534002 CATALOG CARD SERVI	7,450	0	7,450	5,448.10	1,151.90	850.00	88.6%
14030056 534003 SOFTWARE MAINTENAN	7,109	0	7,109	7,038.00	.00	71.00	99.0%*
14030056 534010 ELECTRONIC SERVICE	3,038	92	3,130	3,129.90	.00	.10	100.0%*
14030056 541100 WATER/SEWAGE	950	0	950	1,669.23	.00	-719.23	175.7%*
14030056 543002 EQUIPMENT MAINTENA	21,161	164	21,325	20,883.55	440.41	1.04	100.0%*
14030056 544500 LEASE COPIER/PRINT	7,675	0	7,675	5,270.52	.00	2,404.48	68.7%
14030056 552002 PROPERTY INSURANCE	3,009	0	3,009	3,026.37	.00	-17.37	100.6%*
14030056 552003 GENERAL LIABILITY	4,306	0	4,306	4,330.86	.00	-24.86	100.6%*
14030056 553000 COMMUNICATIONS	3,409	0	3,409	2,828.20	.00	580.80	83.0%
14030056 553400 POSTAGE FEES	3,325	0	3,325	2,549.36	663.36	112.28	96.6%*
14030056 555000 PRINTING AND BINDI	480	0	480	370.97	.00	109.03	77.3%
14030056 558000 TRAVEL	1,700	0	1,700	1,022.15	160.00	517.85	69.5%
14030056 561003 OFFICE SUPPLIES	4,372	0	4,372	3,325.66	684.56	361.78	91.7%*
14030056 561026 PROCESSING SUPPLIE	10,174	0	10,174	7,394.43	1,175.00	1,604.57	84.2%
14030056 561027 CHILDREN'S SUPPLIE	2,000	0	2,000	1,903.79	37.40	58.81	97.1%*
14030056 561028 PERIODICALS	9,064	0	9,064	8,754.90	298.63	10.47	99.9%*
14030056 561029 MICROFORMS	600	0	600	167.81	.00	432.19	28.0%
14030056 561030 RECORDINGS	9,556	-9,556	0	.00	.00	.00	.0%
14030056 562200 ELECTRICITY	26,570	0	26,570	23,802.62	.00	2,767.38	89.6%
14030056 562400 HEATING FUEL	16,400	0	16,400	10,477.98	.00	5,922.02	63.9%
14030056 564100 BOOKS AND OTHER PR	53,228	-53,228	0	.00	.00	.00	.0%
14030056 564200 COLLECTION DEVELOP	0	62,784	62,784	62,463.85	319.25	.90	100.0%*
14030056 573401 ADMIN EQUIPMENT	1,800	0	1,800	1,672.74	.00	127.26	92.9%*
14030056 573900 OTHER EQUIPMENT	5,510	-164	5,346	3,653.39	.00	1,692.61	68.3%
14030056 581000 DUES AND FEES	1,270	0	1,270	1,198.00	.00	72.00	94.3%*

YEAR-TO-DATE BUDGET REPORT

FOR 2015 11

ACCOUNTS 1000	FOR: GENERAL FUND		ORIGINAL APPROP	TRANSFERS/ ADJUSTMENTS	REVISED BUDGET	YTD EXPENDED	ENCUMBRANCES	AVAILABLE BUDGET	PCT USED
14030056	581100	DONATIONS	0	1,175	1,175	374.99	800.00	.01	100.0%*
14030056	589000	MISCELLANEOUS EXPE	0	500	500	.00	250.00	250.00	50.0%
14030056	589028	SPECIAL EVENTS	5,535	0	5,535	2,883.33	1,039.46	1,612.21	70.9%
TOTAL LIBRARY			1,059,530	16,464	1,075,994	981,005.43	7,661.41	87,327.16	91.9%
15000051 COUNTY TAX									
15000051	589033	COUNTY TAX	5,939,341	-46,495	5,892,846	5,892,846.00	.00	.00	100.0%*
TOTAL COUNTY TAX			5,939,341	-46,495	5,892,846	5,892,846.00	.00	.00	100.0%
17010051 TRANSFERS/PAYMENTS DEBT SVC									
17010051	583000	INTEREST EXPENSE	1,027,024	0	1,027,024	907,809.47	.00	119,214.53	88.4%
17010051	583010	INTEREST TIF 205C	289,712	0	289,712	200,564.32	.00	89,147.68	69.2%
17010051	591000	REDEMPTION OF PRIN	3,122,401	0	3,122,401	2,956,158.00	.00	166,243.00	94.7%*
17010051	591010	PRINCIPAL TIF 205C	364,359	0	364,359	145,970.20	.00	218,388.80	40.1%
TOTAL TRANSFERS/PAYMENTS DEBT SVC			4,803,496	0	4,803,496	4,210,501.99	.00	592,994.01	87.7%
17030050 OVERLAY									
17030050	589032	TAX ABATEMENTS	92,256	187,040	279,296	65,891.41	.00	213,404.59	23.6%
TOTAL OVERLAY			92,256	187,040	279,296	65,891.41	.00	213,404.59	23.6%
17040051 TRANSFER TO CIP & OTHER FUNDS									
17040051	593003	TRANSFER TO CAPITAL	1,592,296	221,306	1,813,602	1,813,601.94	.00	.00	100.0%*
17040051	593009	TRANSFER TO OTHER	0	32,240	32,240	32,240.00	.00	.00	100.0%*
TOTAL TRANSFER TO CIP & OTHER FUNDS			1,592,296	253,546	1,845,842	1,845,841.94	.00	.00	100.0%
TOTAL GENERAL FUND			34,321,907	462,016	34,783,923	31,299,004.93	493,094.31	2,991,823.70	91.4%
TOTAL EXPENSES			34,321,907	462,016	34,783,923	31,299,004.93	493,094.31	2,991,823.70	

YEAR-TO-DATE BUDGET REPORT

FOR 2015 11

ACCOUNTS FOR:	ORIGINAL	TRANSFERS/	REVISED	YTD EXPENDED	ENCUMBRANCES	AVAILABLE	PCT
5001 WATER ENTERPRISE FUND	APPROP	ADJUSTMENTS	BUDGET			BUDGET	USED
51601057 WATER WORKS EXPENSE							
51601057 511001 SALARIES - FULL TI	505,076	-17,050	488,026	459,711.67	.00	28,314.33	94.2%*
51601057 511099 SALARIES - ADJUSTM	815	0	815	.00	.00	815.00	.0%
51601057 513001 OVERTIME - REGULAR	35,000	0	35,000	30,320.30	.00	4,679.70	86.6%
51601057 515001 ON CALL	4,497	0	4,497	3,809.32	.00	687.68	84.7%
51601057 516000 LONGEVITY	1,136	0	1,136	1,134.12	.00	1.88	99.8%*
51601057 521100 HEALTH INSURANCE	140,711	0	140,711	125,785.67	.00	14,925.33	89.4%
51601057 521200 DENTAL INSURANCE	2,479	0	2,479	2,345.45	.00	133.55	94.6%*
51601057 521300 LIFE INSURANCE	986	0	986	950.26	.00	35.74	96.4%*
51601057 522000 SOCIAL SECURITY CO	37,249	0	37,249	34,961.69	.00	2,287.31	93.9%*
51601057 523000 RETIRE CONTRIBUTIO	59,078	0	59,078	53,529.75	.00	5,548.25	90.6%
51601057 525000 UNEMPLOYMENT COMPE	0	0	0	784.00	.00	-784.00	100.0%*
51601057 526000 WORKERS' COMPENSAT	26,464	0	26,464	12,883.91	13,580.09	.00	100.0%*
51601057 528001 IPT	4,132	0	4,132	4,060.15	.00	71.85	98.3%*
51601057 532001 STAFF DEVELOPMENT	5,610	-1,000	4,610	4,445.25	164.75	.00	100.0%*
51601057 532200 CONTRACTED SERVICE	0	20,150	20,150	18,687.00	1,463.00	.00	100.0%*
51601057 533000 OTHER PROF SERVICE	9,676	-1,194	8,482	69,857.28	234.35	-61,609.17	826.3%
51601057 533001 AUDIT	5,750	0	5,750	3,910.00	.00	1,840.00	68.0%
51601057 533002 ENGINEERING SERVIC	14,900	-2,600	12,300	8,760.81	3,539.19	.00	100.0%*
51601057 533004 MEDICAL SERVICES	500	0	500	337.66	.00	162.34	67.5%
51601057 533009 LEGAL	0	15,547	15,547	20,840.92	935.00	-6,228.71	140.1%*
51601057 533010 LABOR NEGOTIATIONS	3,000	-2,500	500	.00	.00	500.00	.0%
51601057 534003 SOFTWARE MAINTENAN	20,991	-2,000	18,991	15,694.88	.00	3,296.12	82.6%
51601057 541100 WATER & SEWERAGE	4,000	0	4,000	5,233.76	.00	-1,233.76	130.8%*
51601057 542300 CUSTODIAL SERVICES	2,100	0	2,100	1,326.90	.00	773.10	63.2%
51601057 543001 VEHICLE MAINT & RE	1,000	0	1,000	614.98	.00	385.02	61.5%
51601057 543002 EQUIPMENT MAINTENA	1,040	0	1,040	872.25	.00	167.75	83.9%
51601057 544200 RENTAL OF EQUIPMEN	410	0	410	342.50	.00	67.50	83.5%
51601057 544400 RENTAL OF COMP/COM	1,800	0	1,800	1,664.59	135.41	.00	100.0%*
51601057 544500 LEASE COPIER/PRINT	1,656	0	1,656	1,704.64	.00	-48.64	102.9%*
51601057 552001 FLEET INSURANCE	2,975	0	2,975	2,992.18	.00	-17.18	100.6%*
51601057 552003 GENERAL LIABILITY	5,836	0	5,836	5,869.70	.00	-33.70	100.6%*
51601057 553400 POSTAGE FEES	300	200	500	411.57	25.27	63.16	87.4%
51601057 554000 ADVERTISING	1,650	-500	1,150	476.97	281.67	391.36	66.0%
51601057 555000 PRINTING AND BINDI	1,839	-30	1,809	1,194.00	.00	615.00	66.0%
51601057 556000 TUTION	6,980	-3,969	3,011	3,011.33	.00	.00	100.0%*
51601057 558000 TRAVEL	825	0	825	.00	50.00	775.00	6.1%
51601057 561003 OFFICE SUPPLIES	2,934	350	3,284	3,057.00	167.50	59.50	98.2%*
51601057 561005 PUBLICATIONS	50	0	50	50.00	.00	.00	100.0%*
51601057 561008 VEHICLE SUPPLIES	9,000	4,500	13,500	11,675.86	1,276.27	547.87	95.9%*
51601057 561010 CLOTHING	5,800	0	5,800	4,657.10	754.24	388.66	93.3%*

YEAR-TO-DATE BUDGET REPORT

FOR 2015 11

ACCOUNTS FOR: 5001	WATER ENTERPRISE FUND	ORIGINAL APPROP	TRANSFERS/ ADJUSTMENTS	REVISED BUDGET	YTD EXPENDED	ENCUMBRANCES	AVAILABLE BUDGET	PCT USED
51601057	561015 SAFETY EQUIPMENT &	5,000	0	5,000	4,861.77	138.23	.00	100.0%*
51601057	561022 HOT TOP COLD PATCH	5,500	0	5,500	5,500.00	.00	.00	100.0%*
51601057	561023 SAND AND GRAVEL	1,800	0	1,800	1,800.00	.00	.00	100.0%*
51601057	561032 OTHER OPERATIONAL	3,625	-974	2,651	2,570.77	42.32	37.91	98.6%*
51601057	562600 VEHICLE FUEL	21,420	0	21,420	14,692.97	.00	6,727.03	68.6%
51601057	573401 ADMIN EQUIPMENT	1,635	574	2,209	2,047.49	161.51	.00	100.0%*
51601057	573900 OTHER EQUIPMENT	8,800	-2,100	6,700	5,402.45	.00	1,297.55	80.6%
51601057	575100 INVENTORY PURCHASE	104,000	0	104,000	54,530.22	46,853.82	2,615.96	97.5%*
51601057	581000 DUES AND FEES	1,020	0	1,020	487.50	.00	532.50	47.8%
51601057	583000 INTEREST EXPENSE	615,481	0	615,481	443,676.46	.00	171,804.54	72.1%
51601057	584000 CONTINGENCY	30,000	-30,000	0	.00	.00	.00	.0%
51601057	589001 STATE PERMITS & FE	2,850	-170	2,680	2,124.45	176.74	378.81	85.9%
51601057	589031 LIEN DISCHARGE FEE	1,200	-800	400	285.00	115.00	.00	100.0%*
51601057	591000 REDEMPTION OF PRIN	1,267,038	0	1,267,038	989,688.23	.00	277,349.77	78.1%
51601057	592001 DEPRECIATION	1,060,790	0	1,060,790	.00	.00	1,060,790.00	.0%
51601057	593002 TRANS TO CAPITAL P	73,000	0	73,000	73,000.00	.00	.00	100.0%*
51601057	593008 TRANSFER TO GENERA	25,000	0	25,000	20,833.30	.00	4,166.70	83.3%
TOTAL WATER WORKS EXPENSE		4,156,404	-23,565	4,132,839	2,539,466.03	70,094.36	1,523,278.61	63.1%

51601073 WATER TREATMENT PLANT

51601073	511001 SALARIES - FULL TI	281,597	0	281,597	239,014.27	.00	42,582.73	84.9%
51601073	513001 OVERTIME - REGULAR	15,000	0	15,000	17,816.20	.00	-2,816.20	118.8%*
51601073	515001 ON CALL	16,340	0	16,340	15,030.00	.00	1,310.00	92.0%*
51601073	521100 HEALTH INSURANCE	76,825	0	76,825	79,622.82	.00	-2,797.82	103.6%*
51601073	521200 DENTAL INSURANCE	1,051	0	1,051	1,185.83	.00	-134.83	112.8%*
51601073	521300 LIFE INSURANCE	372	0	372	440.05	.00	-68.05	118.3%*
51601073	522000 SOCIAL SECURITY CO	17,396	0	17,396	19,124.48	.00	-1,728.48	109.9%*
51601073	523000 RETIREMENT CONTRIB	26,437	0	26,437	28,611.17	.00	-2,174.17	108.2%*
51601073	526000 WORKERS' COMPENSAT	5,524	0	5,524	2,689.34	2,834.66	.00	100.0%*
51601073	528001 IPT	1,953	0	1,953	2,321.28	.00	-368.28	118.9%*
51601073	533002 ENGINEERING SERVIC	10,000	4,239	14,239	14,235.51	.00	3.49	100.0%*
51601073	533006 LABORATORY SERVICE	15,838	-4,000	11,838	7,610.50	2,172.28	2,055.22	82.6%
51601073	543000 REPAIR AND MAINTEN	33,880	0	33,880	30,035.71	640.44	3,203.85	90.5%
51601073	543002 EQUIPMENT MAINTENA	64,000	-5,400	58,600	27,892.86	5,950.00	24,757.14	57.8%
51601073	544500 LEASE COPIER/PRINT	800	0	800	432.81	.00	367.19	54.1%
51601073	552002 PROPERTY INSURANCE	6,709	0	6,709	6,747.74	.00	-38.74	100.6%*
51601073	553000 COMMUNICATIONS	10,960	-1,500	9,460	9,416.41	823.57	-779.98	108.2%*
51601073	561001 JANITORIAL SUPPLIE	1,000	0	1,000	731.09	201.33	67.58	93.2%*
51601073	561002 BLDG MAINT SUPPLIE	1,600	0	1,600	1,465.20	.00	134.80	91.6%
51601073	561010 CLOTHING	5,500	0	5,500	5,305.37	194.63	.00	100.0%*

YEAR-TO-DATE BUDGET REPORT

FOR 2015 11

ACCOUNTS FOR: 5001	WATER ENTERPRISE FUND	ORIGINAL APPROP	TRANSFERS/ ADJUSTMENTS	REVISED BUDGET	YTD EXPENDED	ENCUMBRANCES	AVAILABLE BUDGET	PCT USED
51601073 561015	SAFETY EQUIPMENT &	4,050	0	4,050	3,377.03	672.97	.00	100.0%*
51601073 561031	CHEMICALS	170,280	0	170,280	137,177.60	25,929.75	7,172.65	95.8%*
51601073 561037	LABORATORY SUPPLIES	6,850	0	6,850	6,844.87	.00	5.13	99.9%*
51601073 561040	EQUIPMENT REPAIRS	30,000	0	30,000	17,754.29	5,824.02	6,421.69	78.6%
51601073 562200	ELECTRICITY	130,000	0	130,000	117,997.30	.00	12,002.70	90.8%
51601073 562400	HEATING FUEL	31,125	0	31,125	32,154.59	.00	-1,029.59	103.3%*
51601073 571000	LAND&IMPROVEMENT	0	30,376	30,376	.00	30,375.00	1.00	100.0%
51601073 573900	OTHER EQUIPMENT	8,000	0	8,000	2,301.18	141.00	5,557.82	30.5%
51601073 589030	PROP TAX TO OTH CO	2,800	170	2,970	2,840.00	.00	130.00	95.6%*
TOTAL WATER TREATMENT PLANT		975,887	23,885	999,772	830,175.50	75,759.65	93,836.85	90.6%
51601570 WATER REVENUE OFFICE								
51601570 511001	SALARIES - FULL TI	30,404	0	30,404	29,531.53	.00	872.47	97.1%*
51601570 513001	OVERTIME - REGULAR	0	0	0	6.35	.00	-6.35	100.0%*
51601570 516000	LONGEVITY	300	0	300	455.76	.00	-155.76	151.9%*
51601570 521100	HEALTH INSURANCE	11,155	0	11,155	10,110.02	.00	1,044.98	90.6%
51601570 521200	DENTAL INSURANCE	250	0	250	202.45	.00	47.55	81.0%
51601570 521300	LIFE INSURANCE	54	0	54	50.30	.00	3.70	93.1%*
51601570 522000	SOCIAL SECURITY CO	2,029	0	2,029	2,065.60	.00	-36.60	101.8%*
51601570 523000	RETIREMENT CONTRIB	3,306	0	3,306	3,203.99	.00	102.01	96.9%*
51601570 526000	WORKERS' COMPENSAT	68	0	68	33.11	34.89	.00	100.0%*
51601570 528001	IPT	288	0	288	253.51	.00	34.49	88.0%
51601570 543000	REPAIR AND MAINTEN	500	0	500	.00	.00	500.00	.0%
51601570 553400	POSTAGE FEES	7,500	0	7,500	7,585.34	.00	-85.34	101.1%*
51601570 555000	PRINTING AND BINDI	410	-320	90	90.00	.00	.00	100.0%*
51601570 561003	OFFICE SUPPLIES	290	0	290	230.01	8.66	51.33	82.3%
TOTAL WATER REVENUE OFFICE		56,554	-320	56,234	53,817.97	43.55	2,372.48	95.8%
TOTAL WATER ENTERPRISE FUND		5,188,845	0	5,188,845	3,423,459.50	145,897.56	1,619,487.94	68.8%
TOTAL EXPENSES		5,188,845	0	5,188,845	3,423,459.50	145,897.56	1,619,487.94	

YEAR-TO-DATE BUDGET REPORT

FOR 2015 11

ACCOUNTS FOR:	SEWER ENTERPRISE FUND	ORIGINAL APPROP	TRANSFERS/ADJUSTMENTS	REVISED BUDGET	YTD EXPENDED	ENCUMBRANCES	AVAILABLE BUDGET	PCT USED
52602057 SEWER WORKS EXPENSE								
52602057 511001	SALARIES - FULL TI	330,751	-17,050	313,701	297,174.01	.00	16,526.99	94.7%*
52602057 511099	SALARIES - ADJUSTM	815	0	815	.00	.00	815.00	.0%
52602057 513001	OVERTIME - REGULAR	8,100	0	8,100	7,477.95	.00	622.05	92.3%*
52602057 515001	ON CALL	4,497	0	4,497	3,809.32	.00	687.68	84.7%
52602057 516000	LONGEVITY	1,129	0	1,129	1,134.14	.00	-5.14	100.5%*
52602057 521100	HEALTH INSURANCE	83,598	0	83,598	72,698.15	.00	10,899.85	87.0%
52602057 521200	DENTAL INSURANCE	1,286	0	1,286	1,242.40	.00	43.60	96.6%*
52602057 521300	LIFE INSURANCE	730	0	730	661.20	.00	68.80	90.6%
52602057 522000	SOCIAL SECURITY CO	23,545	0	23,545	21,950.37	.00	1,594.63	93.2%*
52602057 523000	RETIRE CONTRIBUTIO	37,403	0	37,403	33,483.64	.00	3,919.36	89.5%
52602057 526000	WORKERS' COMPENSAT	15,860	0	15,860	7,721.39	8,138.61	.00	100.0%*
52602057 528001	IPT	2,797	0	2,797	2,541.76	.00	255.24	90.9%
52602057 532001	STAFF DEVELOPMENT	6,356	0	6,356	4,411.48	399.53	1,544.99	75.7%
52602057 532200	CONTRACTED SERVICE	0	20,150	20,150	18,687.00	1,463.00	.00	100.0%*
52602057 533000	OTHER PROF SERVICE	6,676	0	6,676	44,591.68	96.79	-38,012.47	669.4%
52602057 533001	AUDIT	5,750	0	5,750	3,910.00	.00	1,840.00	68.0%
52602057 533004	MEDICAL SERVICES	500	0	500	400.67	20.00	79.33	84.1%
52602057 533009	LEGAL	0	0	0	285.84	.00	-285.84	100.0%*
52602057 533010	LABOR NEGOTIATIONS	3,000	-2,000	1,000	.00	.00	1,000.00	.0%
52602057 534003	SOFTWARE MAINTENAN	16,531	0	16,531	15,751.26	.00	779.74	95.3%*
52602057 542300	CUSTODIAL SERVICES	2,000	0	2,000	1,326.90	.00	673.10	66.3%
52602057 543000	REPAIR AND MAINTEN	2,360	-1,000	1,360	.00	.00	1,360.00	.0%
52602057 543001	VEHICLE MAINT & RE	1,500	2,300	3,800	3,800.00	.00	.00	100.0%*
52602057 543002	EQUIPMENT MAINTENA	3,242	-2,300	942	872.25	.00	69.75	92.6%*
52602057 544200	RENTAL OF EQUIPMEN	400	0	400	342.50	.00	57.50	85.6%
52602057 544400	RENTAL OF COMP/COM	1,800	0	1,800	1,664.61	135.39	.00	100.0%*
52602057 544500	LEASE COPIER/PRINT	1,600	0	1,600	1,703.79	.00	-103.79	106.5%*
52602057 552001	FLEET INSURANCE	4,165	0	4,165	4,413.17	.00	-248.17	106.0%*
52602057 552002	PROPERTY INSURANCE	5,267	0	5,267	5,297.41	.00	-30.41	100.6%*
52602057 552003	GENERAL LIABILITY	5,506	0	5,506	5,537.79	.00	-31.79	100.6%*
52602057 552005	INSURANCE CLAIM DE	2,000	0	2,000	.00	.00	2,000.00	.0%
52602057 553400	POSTAGE FEES	500	0	500	72.17	29.28	398.55	20.3%
52602057 554000	ADVERTISING	735	0	735	357.27	135.95	241.78	67.1%
52602057 555000	PRINTING AND BINDI	1,609	-190	1,419	1,253.50	.00	165.50	88.3%
52602057 556000	TUTION	6,980	-3,100	3,880	3,095.83	.00	784.17	79.8%
52602057 558000	TRAVEL	825	0	825	16.00	194.00	615.00	25.5%
52602057 561003	OFFICE SUPPLIES	2,834	350	3,184	2,909.36	167.50	107.14	96.6%*
52602057 561005	PUBLICATIONS	32	0	32	.00	.00	32.00	.0%
52602057 561008	VEHICLE SUPPLIES	12,750	6,450	19,200	17,842.42	511.09	846.49	95.6%*
52602057 561009	TRAINING MATERIALS	250	0	250	.00	.00	250.00	.0%

YEAR-TO-DATE BUDGET REPORT

FOR 2015 11

ACCOUNTS 5002	FOR: SEWER ENTERPRISE FUND		ORIGINAL APPROP	TRANSFERS/ ADJUSTMENTS	REVISED BUDGET	YTD EXPENDED	ENCUMBRANCES	AVAILABLE BUDGET	PCT USED
52602057	561010	CLOTHING	5,615	0	5,615	3,061.38	1,023.05	1,530.57	72.7%
52602057	561015	SAFETY EQUIPMENT &	5,875	-1,200	4,675	3,848.58	826.41	.01	100.0%*
52602057	561022	HOT TOP COLD PATCH	5,500	0	5,500	5,500.00	.00	.00	100.0%*
52602057	561023	SAND AND GRAVEL	1,650	0	1,650	1,644.00	.00	6.00	99.6%*
52602057	561032	OTHER OPERATIONAL	525	0	525	525.00	.00	.00	100.0%*
52602057	561040	EQUIPMENT REPAIRS	6,000	0	6,000	6,000.00	.00	.00	100.0%*
52602057	562600	VEHICLE FUEL	36,000	0	36,000	29,102.12	.00	6,897.88	80.8%
52602057	573401	ADMIN EQUIPMENT	17,072	587	17,659	17,393.38	265.12	.00	100.0%*
52602057	573900	OTHER EQUIPMENT	6,000	-3,650	2,350	2,347.00	3.00	.00	100.0%*
52602057	575100	INVENTORY PURCHASE	12,500	0	12,500	11,140.10	1,308.56	51.34	99.6%*
52602057	581000	DUES AND FEES	1,090	0	1,090	183.50	.00	906.50	16.8%
52602057	583000	INTEREST EXPENSE	623,185	0	623,185	482,479.14	.00	140,705.86	77.4%
52602057	584000	CONTINGENCY	25,000	-10,000	15,000	.00	.00	15,000.00	.0%
52602057	589001	STATE PERMITS & FE	1,650	0	1,650	1,387.00	263.00	.00	100.0%*
52602057	591000	REDEMPTION OF PRIN	1,891,207	0	1,891,207	1,685,031.71	.00	206,175.29	89.1%
52602057	593002	TRANS TO CAPITAL P	669,000	10,000	679,000	679,000.00	.00	.00	100.0%*
52602057	593008	TRANSFER TO GENERA	25,000	0	25,000	20,833.30	.00	4,166.70	83.3%
TOTAL SEWER WORKS EXPENSE			3,938,548	-654	3,937,895	3,537,913.44	14,980.28	385,000.78	90.2%

52602074 SEWER TREATMENT PLANT

52602074	511001	SALARIES - FULL TI	419,685	0	419,685	367,916.08	.00	51,768.92	87.7%
52602074	513001	OVERTIME - REGULAR	30,000	0	30,000	32,284.94	.00	-2,284.94	107.6%*
52602074	515001	ON CALL	29,438	0	29,438	27,078.04	.00	2,359.96	92.0%*
52602074	516000	LONGEVITY	600	0	600	600.00	.00	.00	100.0%*
52602074	521100	HEALTH INSURANCE	147,303	0	147,303	127,877.53	.00	19,425.47	86.8%
52602074	521200	DENTAL INSURANCE	1,737	0	1,737	1,582.92	.00	154.08	91.1%
52602074	521300	LIFE INSURANCE	737	0	737	669.36	.00	67.64	90.8%
52602074	522000	SOCIAL SECURITY CO	33,308	0	33,308	29,897.45	.00	3,410.55	89.8%
52602074	523000	RETIREMENT CONTRIB	51,668	0	51,668	43,284.61	.00	8,383.39	83.8%
52602074	526000	WORKERS' COMPENSAT	4,732	0	4,732	2,303.76	2,428.24	.00	100.0%*
52602074	528001	IPT	3,185	0	3,185	2,873.32	.00	311.68	90.2%
52602074	533000	OTHER PROF SERVICE	5,000	0	5,000	2,329.46	.00	2,670.54	46.6%
52602074	533006	LABORATORY SERVICE	124,374	0	124,374	29,531.46	20,086.62	74,755.92	39.9%
52602074	534009	INDUSTRIAL PRETREA	33,518	0	33,518	11,477.15	6,582.85	15,458.00	53.9%
52602074	543000	REPAIR AND MAINTEN	91,526	0	91,526	47,744.96	34,577.52	9,203.52	89.9%
52602074	543002	EQUIPMENT MAINTENA	80,585	0	80,585	56,712.32	15,613.13	8,259.55	89.8%
52602074	544500	LEASE COPIER/PRINT	1,852	0	1,852	1,268.53	.00	583.47	68.5%
52602074	552002	PROPERTY INSURANCE	4,833	0	4,833	4,860.91	.00	-27.91	100.6%*
52602074	553000	COMMUNICATION	10,130	0	10,130	7,920.08	815.57	1,394.35	86.2%
52602074	559000	MISC PURCHASED SER	15,500	0	15,500	14,850.00	.00	650.00	95.8%*

YEAR-TO-DATE BUDGET REPORT

FOR 2015 11

ACCOUNTS 5002	FOR: SEWER ENTERPRISE FUND		ORIGINAL APPROP	TRANSFERS/ ADJUSTMENTS	REVISED BUDGET	YTD EXPENDED	ENCUMBRANCES	AVAILABLE BUDGET	PCT USED
52602074 561001	JANITORIAL SUPPLIE		1,400	0	1,400	1,225.40	130.44	44.16	96.8%*
52602074 561002	BUILDING MAINT SUP		12,450	0	12,450	4,610.96	616.68	7,222.36	42.0%
52602074 561010	CLOTHING		9,000	0	9,000	5,580.85	1,264.07	2,155.08	76.1%
52602074 561015	SAFETY EQUIPMENT &		6,200	0	6,200	1,719.05	892.27	3,588.68	42.1%
52602074 561031	CHEMICAL		202,940	-20,000	182,940	66,916.72	31,020.23	85,003.05	53.5%
52602074 561037	LABORATORY SUPPLIE		26,348	0	26,348	11,413.21	3,056.25	11,878.54	54.9%
52602074 561040	EQUIPMENT REPAIR S		73,230	20,000	93,230	52,177.86	7,162.78	33,889.36	63.6%
52602074 562200	ELECTRICITY		380,000	0	380,000	254,510.76	6,973.00	118,516.24	68.8%
52602074 562400	HEATING FUEL		36,000	0	36,000	39,335.82	.00	-3,335.82	109.3%*
52602074 573900	OTHER EQUIPMENT		13,225	-187	13,039	10,657.89	.00	2,380.61	81.7%
52602074 592001	DEPRECIATION		1,124,561	0	1,124,561	.00	.00	1,124,561.00	.0%
TOTAL SEWER TREATMENT PLANT			2,975,065	-187	2,974,879	1,261,211.40	131,219.65	1,582,447.45	46.8%
52602470 SEWER REVENUE OFFICE									
52602470 511001	SALARIES - FULL TI		30,404	0	30,404	29,532.16	.00	871.84	97.1%*
52602470 513001	OVERTIME - REGULAR		0	0	0	6.36	.00	-6.36	100.0%*
52602470 516000	LONGEVITY		300	0	300	455.77	.00	-155.77	151.9%*
52602470 521100	HEALTH INSURANCE		11,155	0	11,155	10,110.40	.00	1,044.60	90.6%
52602470 521200	DENTAL INSURANCE		252	0	252	202.69	.00	49.31	80.4%
52602470 521300	LIFE INSURANCE		59	0	59	50.52	.00	8.48	85.6%
52602470 522000	SOCIAL SECURITY CO		2,035	0	2,035	2,069.74	.00	-34.74	101.7%*
52602470 523000	RETIREMENT CONTRIB		3,308	0	3,308	3,204.24	.00	103.76	96.9%*
52602470 526000	WORKERS' COMPENSAT		68	0	68	33.11	34.89	.00	100.0%*
52602470 528001	IPT		295	0	295	253.72	.00	41.28	86.0%
52602470 543000	REPAIR AND MAINTEN		500	-500	0	.00	.00	.00	.0%
52602470 553400	POSTAGE FEES		7,700	1,500	9,200	8,710.81	.00	489.19	94.7%*
52602470 555000	PRINTING AND BINDI		250	-160	90	90.00	.00	.00	100.0%*
52602470 561003	OFFICE SUPPLIES		290	0	290	266.97	8.66	14.37	95.0%*
TOTAL SEWER REVENUE OFFICE			56,616	840	57,456	54,986.49	43.55	2,425.96	95.8%
TOTAL SEWER ENTERPRISE FUND			6,970,229	0	6,970,229	4,854,111.33	146,243.48	1,969,874.19	71.7%
TOTAL EXPENSES			6,970,229	0	6,970,229	4,854,111.33	146,243.48	1,969,874.19	

YEAR-TO-DATE BUDGET REPORT

FOR 2015 11

ACCOUNTS FOR:	ORIGINAL	TRANSFERS/	REVISED	YTD EXPENDED	ENCUMBRANCES	AVAILABLE	PCT
5003 ARENA ENTERPRISE FUND	APPROP	ADJUSTMENTS	BUDGET			BUDGET	USED
53603060 ARENA EXPENSE							
53603060 511001 SALARIES - FULL TI	89,341	0	89,341	83,182.07	.00	6,158.93	93.1%*
53603060 511002 SALARIES - PART TI	42,066	0	42,066	40,604.77	.00	1,461.23	96.5%*
53603060 513001 OVERTIME - REGULAR	750	0	750	467.91	.00	282.09	62.4%
53603060 516000 LONGEVITY	766	0	766	766.00	.00	.00	100.0%*
53603060 521100 HEALTH INSURANCE	37,857	0	37,857	32,305.39	.00	5,551.61	85.3%
53603060 521200 DENTAL INSURANCE	489	0	489	444.91	.00	44.09	91.0%
53603060 521300 LIFE INSURANCE	168	0	168	150.80	.00	17.20	89.8%
53603060 522000 SOCIAL SECURITY CO	9,326	0	9,326	8,965.87	.00	360.13	96.1%*
53603060 523000 RETIREMENT CONTR	9,791	0	9,791	9,064.77	.00	726.23	92.6%*
53603060 526000 WORKERS' COMPENSAT	5,395	0	5,395	2,626.54	2,768.46	.00	100.0%*
53603060 528001 IPT	859	0	859	790.81	.00	68.19	92.1%*
53603060 532001 STAFF DEVELOPMENT	0	600	600	600.00	.00	.00	100.0%*
53603060 532200 CONTRACTED SERVICE	500	18,675	19,175	19,051.95	.00	123.05	99.4%*
53603060 533000 OTHER PROF SERVICE	0	0	0	5,662.65	.00	-5,662.65	100.0%*
53603060 533001 AUDIT	2,000	-640	1,360	1,360.00	.00	.00	100.0%*
53603060 534003 SOFTWARE MAINTENAN	2,550	0	2,550	2,352.15	.00	197.85	92.2%*
53603060 541100 WATER/SEWERAGE	5,500	0	5,500	4,133.74	.00	1,366.26	75.2%
53603060 541901 HVAC SERVICE CONTR	14,500	5,600	20,100	15,087.76	4,972.92	39.32	99.8%*
53603060 543000 REPAIR AND MAINTEN	3,000	1,401	4,401	4,376.54	.00	24.72	99.4%*
53603060 543002 EQUIPMENT MAINTENA	2,000	0	2,000	458.86	10.00	1,531.14	23.4%
53603060 544500 LEASE COPIER/PRINT	750	0	750	650.17	.00	99.83	86.7%
53603060 552001 FLEET INSURANCE	298	0	298	299.72	.00	-1.72	100.6%*
53603060 552002 PROPERTY INSURANCE	2,534	0	2,534	2,548.63	.00	-14.63	100.6%*
53603060 552003 GENERAL LIABILITY	874	0	874	879.05	.00	-5.05	100.6%*
53603060 553000 COMMUNICATIONS	950	0	950	1,887.83	.00	-937.83	198.7%*
53603060 553400 POSTAGE FEES	300	0	300	163.25	.00	136.75	54.4%
53603060 561001 JANITORIAL SUPPLIE	500	0	500	221.57	268.43	10.00	98.0%*
53603060 561002 BUILDING MAINT SUP	6,500	0	6,500	5,387.20	1,009.37	103.43	98.4%*
53603060 561003 OFFICE SUPPLIES	500	-250	250	250.00	.00	.00	100.0%*
53603060 561036 ZAMBONI PARTS	3,500	-2,110	1,390	850.00	350.00	190.00	86.3%
53603060 562200 ELECTRICITY	61,500	-14,000	47,500	59,437.61	.00	-11,937.61	125.1%*
53603060 562400 HEATING FUEL	20,150	-2,000	18,150	19,846.96	.00	-1,696.96	109.3%*
53603060 562600 VEHICLE FUEL	750	0	750	136.03	.00	613.97	18.1%
53603060 573900 OTHER EQUIPMENT	6,500	1,616	8,116	8,114.92	.00	.66	100.0%*
53603060 581000 DUES AND FEES	375	0	375	332.13	.00	42.87	88.6%
53603060 583000 INTEREST EXPENSE	28,585	0	28,585	29,244.56	.00	-659.56	102.3%*
53603060 584000 CONTINGENCY	7,000	-6,881	119	.00	.00	118.74	.0%
53603060 589028 571 E&P EXP - REFER	8,700	0	8,700	6,339.14	.00	2,360.86	72.9%
53603060 589040 581 AD & PROMO EXP	4,500	-500	4,000	3,319.75	385.00	295.25	92.6%*
53603060 589050 PRO SHOP EXPENSE	2,500	-1,511	989	429.33	.00	560.09	43.4%

YEAR-TO-DATE BUDGET REPORT

FOR 2015 11

ACCOUNTS FOR: 5003	ARENA ENTERPRISE FUND	ORIGINAL APPROP	TRANSFERS/ ADJUSTMENTS	REVISED BUDGET	YTD EXPENDED	ENCUMBRANCES	AVAILABLE BUDGET	PCT USED
53603060 591000	REDEMPTION OF PRIN	79,500	0	79,500	79,499.06	.00	.94	100.0%*
53603060 592001	DEPRECIATION	75,000	0	75,000	.00	.00	75,000.00	.0%
TOTAL ARENA EXPENSE		538,624	0	538,624	452,290.40	9,764.18	76,569.42	85.8%
TOTAL ARENA ENTERPRISE FUND		538,624	0	538,624	452,290.40	9,764.18	76,569.42	85.8%
TOTAL EXPENSES		538,624	0	538,624	452,290.40	9,764.18	76,569.42	

YEAR-TO-DATE BUDGET REPORT

FOR 2015 11

ACCOUNTS FOR:	ORIGINAL	TRANSFERS/	REVISED	YTD EXPENDED	ENCUMBRANCES	AVAILABLE	PCT
1501 CAPITAL PROJECTS GENERAL FUND	APPROP	ADJUSTMENTS	BUDGET			BUDGET	USED
15011010 CIP ECONOMIC DEVELOPMENT							
15011010 771000 06503 RIVER WALK ST	50,000	-22,511	27,489	27,488.63	.00	.00	100.0%*
15011010 771000 09501 WALLACE ST RE	150,000	0	150,000	50,575.33	.00	99,424.67	33.7%
15011010 771000 11536 LAND PURCHASE	220,000	0	220,000	220,000.00	.00	.00	100.0%*
15011010 771000 13501 INDUSTRIAL PA	63,900	-13,900	50,000	29,550.00	19,950.00	500.00	99.0%*
15011010 771000 14532 COAST BUS SHE	12,000	0	12,000	12,000.00	.00	.00	100.0%*
15011010 772000 06501 SIGN & FACADE	25,000	0	25,000	4,000.00	.00	21,000.00	16.0%
15011010 776100 12504 TRANSFER ECON	100,000	0	100,000	100,000.00	.00	.00	100.0%*
15011010 776100 12548 TRANSFER	23,728	0	23,728	23,728.39	.00	.00	100.0%*
15011010 776100 13507 TRANSFER TO E	100,000	0	100,000	100,000.00	.00	.00	100.0%*
15011010 776100 13561 TRANSFER HOST	457	0	457	457.33	.00	.00	100.0%*
15011010 776100 14505 TRANS TO ECON	100,000	0	100,000	100,000.00	.00	.00	100.0%*
15011010 776101 14996 XFER 06503 -	0	0	0	22,511.37	.00	-22,511.37	100.0%*
TOTAL CIP ECONOMIC DEVELOPMENT	845,086	-36,411	808,674	690,311.05	19,950.00	98,413.30	87.8%
15011020 CIP MIS EXPENSE							
15011020 700010 BUSINESS SYSTEM UP	143,816	0	143,816	139,898.86	3,917.28	.03	100.0%*
15011020 702031 CITYWIDE SOFTWARE	100,000	0	100,000	100,000.00	.00	.00	100.0%*
15011020 773800 08503 GOVERNMENT SY	250,000	-225,000	25,000	23,149.05	1,850.95	.00	100.0%*
15011020 773800 08505 NETWORK UPGRA	25,000	0	25,000	22,088.00	2,912.00	.00	100.0%*
15011020 773800 09504 GOVERNMENT CH	9,000	0	9,000	9,000.00	.00	.00	100.0%*
15011020 773800 09505 GOVT SYSTEMS	10,000	0	10,000	10,000.00	.00	.00	100.0%*
15011020 773800 09537 METROCAST PEG	30,000	0	30,000	30,000.00	.00	.00	100.0%*
15011020 773800 11502 ANNUAL HARDWA	45,000	0	45,000	45,000.00	.00	.00	100.0%*
15011020 773800 11503 ANNUAL HARDWA	25,000	0	25,000	24,896.46	.00	103.54	99.6%*
15011020 773800 11504 ANNUAL SOFTWA	15,000	0	15,000	15,000.00	.00	.00	100.0%*
15011020 773800 11505 BUSINESS OFF	10,000	0	10,000	9,889.00	.00	111.00	98.9%*
15011020 773800 11506 NETWORK UPGRA	20,000	0	20,000	20,000.00	.00	.00	100.0%*
15011020 773800 12501 ANNUAL HARDWA	50,000	0	50,000	50,000.00	.00	.00	100.0%*
15011020 773800 12502 NETWORK UPGRA	20,000	0	20,000	20,000.00	.00	.00	100.0%*
15011020 773800 12542 METROCAST PEG	30,000	0	30,000	25,750.37	1,714.98	2,534.65	91.6%*
15011020 773800 13502 ANNUAL HARDWA	25,000	0	25,000	25,000.00	.00	.00	100.0%*
15011020 773800 13503 NETWORK EXPAN	20,000	0	20,000	20,000.00	.00	.00	100.0%*
15011020 773800 13504 ANNUAL SOFTWA	10,000	0	10,000	8,535.27	.00	1,464.73	85.4%*
15011020 773800 13505 LIBRARY SERVE	30,000	0	30,000	30,000.00	.00	.00	100.0%*
15011020 773800 14501 ANNUAL HARDWA	45,000	0	45,000	45,000.00	.00	.00	100.0%*
15011020 773800 14502 NETWORK UPGRA	40,000	0	40,000	32,835.54	7,164.46	.00	100.0%*

YEAR-TO-DATE BUDGET REPORT

FOR 2015 11

ACCOUNTS FOR:	CAPITAL PROJECTS	GENERAL FUND	ORIGINAL APPROP	TRANSFERS/ADJUSTMENTS	REVISED BUDGET	YTD EXPENDED	ENCUMBRANCES	AVAILABLE BUDGET	PCT USED	
1501										
15011020	773800	14503	ANNUAL SOFTWARE	20,000	0	20,000	.00	.00	20,000.00	.0%
15011020	773800	15504	ANNUAL HARDWARE	45,000	0	45,000	29,789.26	147.82	15,062.92	66.5%
15011020	773800	15505	NETWORK UPGRADE	20,000	0	20,000	.00	3,527.43	16,472.57	17.6%
15011020	773800	15506	ANNUAL SOFTWARE	20,000	0	20,000	.00	.00	20,000.00	.0%
15011020	773800	15507	GOVERNMENT SY	10,000	0	10,000	.00	.00	10,000.00	.0%
15011020	773800	15508	METROCAST PEG	15,000	0	15,000	.00	2,814.02	12,185.98	18.8%
TOTAL CIP MIS EXPENSE			1,082,816	-225,000	857,816	735,831.81	24,048.94	97,935.42	88.6%	
15011040 CIP ELECTIONS EXPENSE										
15011040	773800	15509	ELECTIONS VOT	7,000	0	7,000	.00	.00	7,000.00	.0%
TOTAL CIP ELECTIONS EXPENSE			7,000	0	7,000	.00	.00	7,000.00	.0%	
15011080 TRANSFER TO OTHER FUNDS										
15011080	771000	13554	GILBERT EASEM	29,300	0	29,300	29,300.00	.00	.00	100.0%*
15011080	776100	08506	TRANS TO GF/D	206,000	0	206,000	175,313.43	.00	30,686.57	85.1%
15011080	776100	12503	TRANSFER TO G	335,000	0	335,000	335,000.00	.00	.00	100.0%*
15011080	776100	12996	TRANSFER HOST	77,974	0	77,974	77,974.09	.00	.00	100.0%*
15011080	776100	13506	TRANSFER TO G	290,000	0	290,000	290,000.00	.00	.00	100.0%*
15011080	776100	14504	TRANS TO GF/D	400,000	0	400,000	359,962.69	.00	40,037.31	90.0%
TOTAL TRANSFER TO OTHER FUNDS			1,338,274	0	1,338,274	1,267,550.21	.00	70,723.88	94.7%	
15011081 LAND PURCHASES										
15011081	771000	10532	USDA NAT RESO	350,000	-350,000	0	.00	.00	.00	.0%
15011081	771000	12534	GSBP LAND PUR	710,000	-8,329	701,672	701,671.50	.00	.00	100.0%*
15011081	771000	13549	SMITH EASEMEN	325,620	0	325,620	325,620.00	.00	.00	100.0%*
15011081	771000	13558	CLEMENT EASEM	281,261	-9,978	271,283	271,283.00	.00	.00	100.0%*
15011081	771000	14538	HOPE FARM EAS	189,999	10,000	199,999	.00	.00	199,999.00	.0%
15011081	771000	15556	LAVERDIERE EA	350,000	221,150	571,150	515,000.00	.00	56,150.00	90.2%
15011081	776101	12534	TRANSFERS CAS	0	0	0	8,328.50	.00	-8,328.50	100.0%*
TOTAL LAND PURCHASES			2,206,880	-137,157	2,069,724	1,821,903.00	.00	247,820.50	88.0%	
15011090 CIP PUBLIC BUILDINGS EXPENSE										
15011090	701070	01515	OLD PD	0	115,225	115,225	115,225.31	.00	.00	100.0%*

YEAR-TO-DATE BUDGET REPORT

FOR 2015 11

ACCOUNTS 1501	FOR: CAPITAL	PROJECTS	GENERAL FUND	ORIGINAL APPROP	TRANSFERS/ ADJUSTMENTS	REVISED BUDGET	YTD EXPENDED	ENCUMBRANCES	AVAILABLE BUDGET	PCT USED
15011090	771000	05506	COMM CENTER P	500,000	-89,360	410,640	410,639.76	.00	.00	100.0%*
15011090	771000	05548	RIVER'S EDGE	10,360	0	10,360	.00	.00	10,360.00	.0%
15011090	771000	13514	REHAB TENNIS	45,000	1,000	46,000	46,000.00	.00	.00	100.0%*
15011090	771000	15516	DOWNTOWN STRE	30,000	0	30,000	9,878.00	9,618.00	10,504.00	65.0%
15011090	772000	06509	LIBRARY REPLA	85,000	0	85,000	85,000.00	.00	.00	100.0%*
15011090	772000	07507	WINDOW REPLAC	40,000	0	40,000	40,000.00	.00	.00	100.0%*
15011090	772000	10505	BUILDING ROOF	460,000	-18,097	441,904	441,903.50	.00	.00	100.0%*
15011090	772000	10545	LIBRARY WINDO	32,000	-19	31,981	31,981.22	.00	.00	100.0%*
15011090	772000	10551	COMMUNITY CTR	0	17,143	17,143	17,142.50	.00	.00	100.0%*
15011090	772000	11510	BUILDING ROOF	20,000	-809	19,191	19,191.01	.00	.00	100.0%*
15011090	772000	12505	BUILDING ROOF	85,000	-16,492	68,508	68,507.99	.00	.00	100.0%*
15011090	772000	12506	OPERA HOUSE R	12,000	-12,000	0	.00	.00	.00	.0%
15011090	772000	12565	PHASE 1 RENOV	150,000	0	150,000	123,423.50	4,838.00	21,738.50	85.5%
15011090	772000	13513	REPLASTER POO	60,000	0	60,000	60,000.00	.00	.00	100.0%*
15011090	772000	14511	MIS SERVER RO	75,000	-36,024	38,976	38,976.00	.00	.00	100.0%*
15011090	772000	14513	INSTALL AUTOM	400,000	-44,466	355,534	355,533.99	.00	.00	100.0%*
15011090	772000	15515	CITY HALL ANN	3,000,000	0	3,000,000	.00	.00	3,000,000.00	.0%
15011090	772000	15517	REPLASTER POO	50,000	0	50,000	1,842.00	40,568.85	7,589.15	84.8%
15011090	773100	10506	PAINT BAY EQU	80,000	-80,000	0	.00	.00	.00	.0%
15011090	773100	10507	WASH BAY	150,000	-150,000	0	.00	.00	.00	.0%
15011090	773150	12507	VEHICLE & EQU	10,000	-1,601	8,399	8,399.00	.00	.00	100.0%*
15011090	773150	13508	VEHICLE & EQU	47,000	0	47,000	47,000.00	.00	.00	100.0%*
15011090	773150	14506	VEHICLE & EQU	57,000	0	57,000	57,000.00	.00	.00	100.0%*
15011090	773150	14512	REPLASTER POO	45,000	0	45,000	45,000.00	.00	.00	100.0%*
15011090	773150	15511	VEHICLE & EQU	55,000	0	55,000	43,481.82	61.92	11,456.26	79.2%
15011090	776101	12997	XFER 11510 TO	0	0	0	808.99	.00	-808.99	100.0%*
15011090	776101	14999	XFER 12506 -	0	0	0	12,000.00	.00	-12,000.00	100.0%*
TOTAL CIP PUBLIC BUILDINGS EXPENSE				5,498,360	-315,500	5,182,860	2,078,934.59	55,086.77	3,048,838.92	41.2%
15011100 CIP PLANNING EXPENSE										
15011100	776000	14514	MASTER PLAN C	5,000	0	5,000	.00	.00	5,000.00	.0%
15011100	776000	14537	GREEN INFRAST	20,000	0	20,000	15,397.73	708.25	3,894.02	80.5%
15011100	776000	15519	MASTER PLAN C	15,000	0	15,000	.00	.00	15,000.00	.0%
TOTAL CIP PLANNING EXPENSE				40,000	0	40,000	15,397.73	708.25	23,894.02	40.3%
15012010 CIP POLICE EXPENSE										
15012010	773150	09509	VEHICLE & EQU	61,649	0	61,649	61,649.00	.00	.00	100.0%*

YEAR-TO-DATE BUDGET REPORT

FOR 2015 11

ACCOUNTS 1501	FOR: CAPITAL	PROJECTS	GENERAL FUND	ORIGINAL APPROP	TRANSFERS/ ADJUSTMENTS	REVISED BUDGET	YTD EXPENDED	ENCUMBRANCES	AVAILABLE BUDGET	PCT USED
15012010	773150	10509	VEHICLE & EQU	39,553	0	39,553	39,553.00	.00	.00	100.0%*
15012010	773150	11511	VEHICLE & EQU	67,553	0	67,553	67,553.00	.00	.00	100.0%*
15012010	773150	12520	VEHICLE & EQU	88,000	0	88,000	88,000.00	.00	.00	100.0%*
15012010	773150	12521	BALLISTIC VES	20,000	0	20,000	14,080.00	.00	5,920.00	70.4%
15012010	773150	13508	VEHICLE & EQU	99,000	0	99,000	99,000.00	.00	.00	100.0%*
15012010	773150	13509	FORENSIC EVID	12,000	0	12,000	10,652.30	.00	1,347.70	88.8%
15012010	773150	14506	VEHICLE & EQU	103,000	0	103,000	103,000.00	.00	.00	100.0%*
15012010	773150	14507	CRUISER LIGHT	21,250	0	21,250	21,250.00	.00	.00	100.0%*
15012010	773150	15511	VEHICLE & EQU	106,000	0	106,000	97,292.76	424.90	8,282.34	92.2%*
15012010	773150	15512	CRUISER RADIO	23,954	0	23,954	16,315.64	.00	7,638.36	68.1%
15012010	773800	15510	COMLOG RECORD	18,595	0	18,595	16,500.00	.00	2,095.00	88.7%
TOTAL CIP POLICE EXPENSE				660,554	0	660,554	634,845.70	424.90	25,283.40	96.2%
15012020 CIP FIRE EXPENSE										
15012020	773100	09511	FIRE FIGHTING	45,000	0	45,000	44,948.22	.00	51.78	99.9%*
15012020	773100	10510	FIRE FIGHTING	6,000	0	6,000	5,969.58	.00	30.42	99.5%*
15012020	773100	11512	FIRE FIGHTING	6,000	0	6,000	6,000.00	.00	.00	100.0%*
15012020	773100	11537	GENERATOR REP	32,900	1,600	34,500	34,500.00	.00	.00	100.0%*
15012020	773150	13510	APPARATUS REP	400,000	12,682	412,682	412,682.00	.00	.00	100.0%*
15012020	773150	13511	FIRE GEAR REP	6,000	0	6,000	6,000.00	.00	.00	100.0%*
15012020	773150	13512	HOSE REPLACEM	29,000	-7,124	21,876	21,876.00	.00	.00	100.0%*
15012020	773150	14508	MOBILE AND PO	25,000	0	25,000	25,000.00	.00	.00	100.0%*
15012020	773150	14509	FIRE GEAR REP	6,000	0	6,000	5,981.78	.00	18.22	99.7%*
15012020	773150	14510	HOSE REPLACEM	46,400	0	46,400	45,781.50	.00	618.50	98.7%*
15012020	773150	15514	BREATHING APP	304,100	0	304,100	286,062.06	.00	18,037.94	94.1%*
15012020	773150	15546	FIRE GEAR REP	10,000	0	10,000	7,198.31	287.99	2,513.70	74.9%
TOTAL CIP FIRE EXPENSE				916,400	7,158	923,558	901,999.45	287.99	21,270.56	97.7%
15012040 CIP CODES EXPENSE										
15012040	775000	15518	PERMIT & INSP	170,000	0	170,000	52,316.50	57,683.50	60,000.00	64.7%
TOTAL CIP CODES EXPENSE				170,000	0	170,000	52,316.50	57,683.50	60,000.00	64.7%
15013010 CIP PUBLIC WORKS EXPENSE										
15013010	701231		DRAINAGE FACILITIE	10,016	0	10,016	10,016.13	.00	.00	100.0%*

YEAR-TO-DATE BUDGET REPORT

FOR 2015 11

ACCOUNTS 1501	FOR: CAPITAL	PROJECTS	GENERAL FUND	ORIGINAL APPROP	TRANSFERS/ ADJUSTMENTS	REVISED BUDGET	YTD EXPENDED	ENCUMBRANCES	AVAILABLE BUDGET	PCT USED
15013010	771000	02502	MAPLE/WALDRON	1,068,000	-311,500	756,500	756,500.00	.00	.00	100.0%*
15013010	771000	04510	DAM REHAB PRO	50,000	-5,560	44,440	44,440.10	.00	.00	100.0%*
15013010	771000	05518	STRAFFORD SQU	1,045,000	-695,031	349,969	349,969.48	.00	.00	100.0%*
15013010	771000	05519	WASHINGTON ST	1,825,000	-82,903	1,742,097	1,742,097.25	.00	.00	100.0%*
15013010	771000	05522	STREET DRAINAGE	400,000	0	400,000	400,000.00	.00	.00	100.0%*
15013010	771000	05526	DAM REHABILIT	50,000	-31,306	18,694	18,694.00	.00	.00	100.0%*
15013010	771000	05551	COCHeco RIVER	293,000	0	293,000	57,708.20	.00	235,291.80	19.7%
15013010	771000	05552	ISTEA FED GRA	16,000	-5,650	10,350	10,350.00	.00	.00	100.0%*
15013010	771000	06516	ST DRAINAGE I	400,000	0	400,000	400,000.00	.00	.00	100.0%*
15013010	771000	06517	HANSON ST REC	1,090,000	0	1,090,000	1,090,000.00	.00	.00	100.0%*
15013010	771000	06518	NO MAIN ST BR	1,250,000	-550,000	700,000	700,000.00	.00	.00	100.0%*
15013010	771000	06546	RTE 11 WIDENI	850,000	-136,844	713,156	713,155.94	.00	.00	100.0%*
15013010	771000	07511	ST DRAINAGE I	400,000	0	400,000	400,000.00	.00	.00	100.0%*
15013010	771000	07512	NO MAIN ST BR	375,000	0	375,000	375,000.00	.00	.00	100.0%*
15013010	771000	07513	PAVEMENT REHA	750,000	0	750,000	750,000.00	.00	.00	100.0%*
15013010	771000	07516	SO MAIN ST RE	2,850,000	1,080,983	3,930,983	3,930,983.49	.00	.00	100.0%*
15013010	771000	07518	STORM RELATED	480,000	0	480,000	460,835.67	.00	19,164.33	96.0%*
15013010	771000	08511	BROCK ST RECO	250,000	-238,629	11,371	11,371.00	.00	.00	100.0%*
15013010	771000	08512	CHESLEY HILL	160,825	-1,552	159,273	159,272.82	.00	.00	100.0%*
15013010	771000	08514	HEATH BROOK B	216,300	-8,984	207,316	207,315.51	.00	.00	100.0%*
15013010	771000	08519	SIDEWALK REPL	40,000	0	40,000	40,000.00	.00	.00	100.0%*
15013010	771000	08520	STORMWATER I I	200,000	0	200,000	83,477.86	5,000.00	111,522.14	44.2%
15013010	771000	08521	ST DRAINAGE I	400,000	0	400,000	400,000.00	.00	.00	100.0%*
15013010	771000	09514	WASHINGTON ST	1,800,000	-60,799	1,739,201	1,739,201.26	.00	.00	100.0%*
15013010	771000	09538	HAZARD MITIGA	202,740	-55,689	147,051	147,051.48	.00	.00	100.0%*
15013010	771000	10512	SALMON FALLS	200,000	0	200,000	200,000.00	.00	.00	100.0%*
15013010	771000	10557	NO MAIN ST BR	980,000	0	980,000	980,000.00	.00	.00	100.0%*
15013010	771000	10560	BROCK ST RECO	50,000	0	50,000	50,000.00	.00	.00	100.0%*
15013010	771000	11513	PAVEMENT MAIN	612,735	0	612,735	612,735.00	.00	.00	100.0%*
15013010	771000	11514	SIDEWALK REPL	15,000	0	15,000	15,000.00	.00	.00	100.0%*
15013010	771000	11522	NO MAIN ST BR	458,616	-124,891	333,725	333,725.00	.00	.00	100.0%*
15013010	771000	11538	LAND PURCHASE	300,000	-97	299,904	299,903.50	.00	.00	100.0%*
15013010	771000	11541	GSBP ENG SVCS	16,725	295,000	311,725	311,725.00	.00	.00	100.0%*
15013010	771000	11545	GONIC DAM & S	65,000	15,000	80,000	79,905.37	.00	94.63	99.9%*
15013010	771000	12508	PAVEMENT MAIN	50,750	0	50,750	50,750.00	.00	.00	100.0%*
15013010	771000	12509	PAVEMENT REHA	762,000	0	762,000	762,000.00	.00	.00	100.0%*
15013010	771000	12510	SIDEWALK REPL	20,000	0	20,000	20,000.00	.00	.00	100.0%*
15013010	771000	12511	DOWNTOWN LIGH	91,300	-13,280	78,020	78,020.00	.00	.00	100.0%*
15013010	771000	12512	HOWARD BROOK	173,830	0	173,830	28,973.87	11,074.33	133,781.80	23.0%
15013010	771000	12513	SALMON FALLS	2,200,000	-677,438	1,522,562	1,522,561.82	.00	.00	100.0%*
15013010	771000	12514	STRAFFORD SQ	525,000	-411,057	113,943	113,848.93	93.91	.00	100.0%*
15013010	771000	12515	STREET DRAINAGE	80,000	0	80,000	80,000.00	.00	.00	100.0%*
15013010	771000	12550	PAVING RHA WE	58,612	-2,412	56,200	56,200.42	.00	.00	100.0%*
15013010	771000	12564	PINE STREET R	674,300	-53,762	620,538	620,538.08	.00	.00	100.0%*

YEAR-TO-DATE BUDGET REPORT

FOR 2015 11

ACCOUNTS 1501	FOR: CAPITAL	PROJECTS	GENERAL FUND	ORIGINAL APPROP	TRANSFERS/ ADJUSTMENTS	REVISED BUDGET	YTD EXPENDED	ENCUMBRANCES	AVAILABLE BUDGET	PCT USED
15013010	771000	12566	UTILITY LINE	70,000	-70,000	0	.00	.00	.00	.0%
15013010	771000	13515	BROCK STREET	2,000,000	700,000	2,700,000	2,481,871.99	152,397.05	65,730.96	97.6%*
15013010	771000	13516	PAVEMENT MAIN	50,000	0	50,000	50,000.00	.00	.00	100.0%*
15013010	771000	13517	PAVEMENT REHA	750,000	0	750,000	750,000.00	.00	.00	100.0%*
15013010	771000	13518	SIDEWALK REPL	100,000	0	100,000	100,000.00	.00	.00	100.0%*
15013010	771000	13519	PHASE III I-I	100,000	0	100,000	85,590.65	8,839.35	5,570.00	94.4%*
15013010	771000	13520	REBUILT UPPER	20,000	0	20,000	20,000.00	.00	.00	100.0%*
15013010	771000	13521	HSIP - SALMON	500,000	164,796	664,796	62,736.18	5,559.82	596,500.00	10.3%
15013010	771000	13522	STILLWATER CI	45,000	0	45,000	45,000.00	.00	.00	100.0%*
15013010	771000	13551	EDA SALMON FA	191,179	595,321	786,500	20,465.32	10,790.62	755,244.06	4.0%
15013010	771000	13553	CHANNINGS LAN	70,026	11,454	81,480	81,480.00	.00	.00	100.0%*
15013010	771000	13557	ANDERSON LANE	192,795	0	192,795	192,794.96	.00	.00	100.0%*
15013010	771000	14516	PAVEMENT MAIN	50,000	0	50,000	50,000.00	.00	.00	100.0%*
15013010	771000	14517	PAVEMENT REHA	857,963	0	857,963	857,963.00	.00	.00	100.0%*
15013010	771000	14518	SIDEWALK REPL	150,000	0	150,000	150,000.00	.00	.00	100.0%*
15013010	771000	14519	SHERIDAN GLEN	1,100,000	0	1,100,000	478,975.43	579,772.40	41,252.17	96.2%*
15013010	771000	14520	REBUILT UPPER	75,000	30,000	105,000	82,088.96	.00	22,911.04	78.2%
15013010	771000	14521	STILLWATER CI	225,000	250,000	475,000	473,872.97	1,127.03	.00	100.0%*
15013010	771000	14522	STREET DRAINAGE	210,000	0	210,000	145,820.12	60,900.00	3,279.88	98.4%*
15013010	771000	14523	STRAFFORD SQU	150,000	-150,000	0	.00	.00	.00	.0%
15013010	771000	15520	CHESLEY HILL	600,000	0	600,000	32,361.73	554,341.78	13,296.49	97.8%*
15013010	771000	15521	PAVEMENT MAIN	50,000	0	50,000	49,289.00	.00	711.00	98.6%*
15013010	771000	15523	SIDEWALK REPL	150,000	0	150,000	100,592.26	49,354.06	53.68	100.0%*
15013010	771000	15524	FRANKLIN WEST	1,500,000	0	1,500,000	.00	.00	1,500,000.00	.0%
15013010	771000	15525	HOWARD BROOK	350,000	0	350,000	.00	.00	350,000.00	.0%
15013010	771000	15526	MILTON RD IMP	25,000	0	25,000	17,479.14	.00	7,520.86	69.9%
15013010	771000	15527	NORTH MAIN ST	100,000	0	100,000	.00	.00	100,000.00	.0%
15013010	771000	15528	STRAFFORD SQ	500,000	0	500,000	15,708.29	436,503.28	47,788.43	90.4%
15013010	771000	15529	WAKEFIELD ST	75,000	0	75,000	36,076.24	13,790.26	25,133.50	66.5%
15013010	771000	15530	GRANITE RIDGE	100,000	-100,000	0	.00	.00	.00	.0%
15013010	771000	15531	PAVEMENT REHA	687,647	0	687,647	613,829.13	.00	73,817.87	89.3%
15013010	771000	15547	TRINITY CIRCL	150,000	0	150,000	135,176.33	193.92	14,629.75	90.2%
15013010	771000	15550	FOREST PK DR/	200,000	0	200,000	66,754.95	94,728.75	38,516.30	80.7%
15013010	771002	03501	LAND&IMP SO M	1,360,000	-1,105,346	254,654	254,653.61	.00	.00	100.0%*
15013010	771002	03503	BRIDGE REHAB	152,000	0	152,000	152,000.00	.00	.00	100.0%*
15013010	771002	04501	SO MAIN ST	45,000	0	45,000	45,000.00	.00	.00	100.0%*
15013010	772000	04502	SALT/SAND SHE	200,000	0	200,000	200,000.00	.00	.00	100.0%*
15013010	772000	05516	SALT/SAND SHE	175,000	-34,777	140,223	140,223.00	.00	.00	100.0%*
15013010	772000	14515	NEW DPW FACIL	75,000	0	75,000	41,502.36	3,800.00	29,697.64	60.4%
15013010	773150	06514	DPW VEH & EQU	360,000	0	360,000	360,000.00	.00	.00	100.0%*
15013010	773150	09513	VEHICLE & EQU	273,002	-7,895	265,107	265,107.03	.00	.00	100.0%*
15013010	773150	09527	VEHICLE & EQU	7,895	0	7,895	7,894.97	.00	.00	100.0%*
15013010	773150	12507	VEHICLE & EQU	45,000	0	45,000	45,000.00	.00	.00	100.0%*
15013010	773150	13508	VEHICLE & EQU	497,200	0	497,200	497,200.00	.00	.00	100.0%*

YEAR-TO-DATE BUDGET REPORT

FOR 2015 11

ACCOUNTS FOR:	CAPITAL PROJECTS	GENERAL FUND	ORIGINAL APPROP	TRANSFERS/ADJUSTMENTS	REVISED BUDGET	YTD EXPENDED	ENCUMBRANCES	AVAILABLE BUDGET	PCT USED
1501									
15013010	773150	14506 VEHICLE & EQU	315,000	0	315,000	315,000.00	.00	.00	100.0%*
15013010	773150	15511 VEHICLE & EQU	225,000	0	225,000	221,661.75	.00	3,338.25	98.5%*
15013010	776101	13551 TRANSFERS CAS	0	0	0	16,208.23	.00	-16,208.23	100.0%*
15013010	776101	13993 XFER 08512 TO	0	0	0	193.90	.00	-193.90	100.0%*
15013010	776101	14991 XFER 08514 -	0	0	0	2,453.22	.00	-2,453.22	100.0%*
15013010	776101	14997 XFER 12566 -	0	0	0	70,000.00	.00	-70,000.00	100.0%*
15013010	798111	LANDFILL CLOSURE	30,000	0	30,000	30,000.00	.00	.00	100.0%*
TOTAL CIP PUBLIC WORKS EXPENSE			38,960,455	-1,792,846	37,167,610	31,073,351.90	1,988,266.56	4,105,991.23	89.0%
15014020 CIP RECREATION EXPENSE									
15014020	773150	15511 VEHICLE & EQU	35,000	0	35,000	34,417.36	.00	582.64	98.3%*
TOTAL CIP RECREATION EXPENSE			35,000	0	35,000	34,417.36	.00	582.64	98.3%
15014030 CIP LIBRARY EXPENSE									
15014030	773800	14524 AUTHORITY CON	14,400	0	14,400	3,622.64	.00	10,777.36	25.2%
15014030	773800	14525 INNOVATE LICE	25,000	0	25,000	25,000.00	.00	.00	100.0%*
15014030	773800	15532 LIBRARY ITEM	110,780	0	110,780	64,855.60	45,924.40	.00	100.0%*
TOTAL CIP LIBRARY EXPENSE			150,180	0	150,180	93,478.24	45,924.40	10,777.36	92.8%
15019000 CIP SCHOOL EXPENSE BOND									
15019000	511002	14101 CLERK OTW ERS	55,736	16,800	72,536	61,440.12	.00	11,095.88	84.7%
15019000	522000	14101 CLERK OTW ERS	4,264	1,611	5,875	4,700.36	.00	1,174.64	80.0%
15019000	743000	12103 RMS HOT WATER	120,000	-10,212	109,788	108,388.00	.00	1,400.00	98.7%*
15019000	743000	13103 RMS MECH UNIT	114,000	0	114,000	114,000.00	.00	.00	100.0%*
15019000	743000	13104 SHS GYM ROOF	250,000	0	250,000	163,040.00	.00	86,960.00	65.2%
15019000	743000	14102 SHS RENOVATIO	720,400	0	720,400	506,019.95	166,837.72	47,542.33	93.4%*
15019000	743000	14103 BOILER RETROF	38,638	-4,743	33,895	33,894.04	.00	.96	100.0%*
15019000	743000	14104 ROOF REPAIRS	80,000	0	80,000	39,370.20	1,187.50	39,442.30	50.7%
15019000	743000	14105 MCCLELLAND RO	190,000	0	190,000	92,589.00	.00	97,411.00	48.7%
15019000	743000	14114 ALLEN ENTRANC	173,783	0	173,783	86,894.08	70,095.92	16,793.00	90.3%
15019000	743000	15101 SCHOOL HVAC U	228,000	0	228,000	167,974.00	10,995.00	49,031.00	78.5%
15019000	743000	15102 ALARM PANELS	20,000	0	20,000	18,950.02	.00	1,049.98	94.8%*

YEAR-TO-DATE BUDGET REPORT

FOR 2015 11

ACCOUNTS 1501	FOR: CAPITAL	PROJECTS	GENERAL FUND	ORIGINAL APPROP	TRANSFERS/ ADJUSTMENTS	REVISED BUDGET	YTD EXPENDED	ENCUMBRANCES	AVAILABLE BUDGET	PCT USED
15019000	743000	15103	EBI HEATER UP	75,000	0	75,000	73,701.65	.00	1,298.35	98.3%*
15019000	743000	15104	ROOF REPAIRS	966,400	0	966,400	.00	716,000.00	250,400.00	74.1%
15019000	743000	15105	SHS SPRINKLER	35,000	0	35,000	7,854.75	25,145.25	2,000.00	94.3%*
15019000	743000	15106	BLEACHER UPGR	13,000	0	13,000	12,640.00	.00	360.00	97.2%*
15019000	743000	15107	HIGHSCHOOL TR	20,000	0	20,000	.00	.00	20,000.00	.0%
15019000	743000	15108	ELEVATORS SCH	35,000	0	35,000	.00	.00	35,000.00	.0%
15019000	743000	15109	GONIC GYM FLO	50,000	0	50,000	2,309.25	690.75	47,000.00	6.0%
15019000	745000	08111	MCCLELLAND RE	175,000	0	175,000	174,760.33	.00	239.67	99.9%*
15019000	745000	09204	ALARM PANELS	50,000	0	50,000	50,000.00	.00	.00	100.0%*
15019000	745000	11102	ERS ROOF	135,000	-126,420	8,580	8,580.00	.00	.00	100.0%*
15019000	745000	11104	SHS SPRINKLER	300,000	0	300,000	299,497.55	.00	502.45	99.8%*
15019000	745000	12101	BUILDING ENHA	148,155	-32,408	115,747	115,747.00	.00	.00	100.0%*
15019000	745000	12102	SHS SPRINKLER	100,000	0	100,000	100,000.00	.00	.00	100.0%*
15019000	745000	13101	INTERIOR RENO	282,000	0	282,000	281,302.86	697.14	.00	100.0%*
15019000	745000	13102	GONIC SITE WO	90,000	0	90,000	89,169.50	.00	830.50	99.1%*
15019000	745000	14101	ERS CONSTRUCT	13,100,000	-78,411	13,021,589	8,035,380.46	3,782,111.89	1,204,096.65	90.8%
15019000	775000	08401	UPG SW FINANC	100,000	0	100,000	.00	.00	100,000.00	.0%
TOTAL CIP SCHOOL EXPENSE BOND				17,669,376	-233,783	17,435,593	10,648,203.12	4,773,761.17	2,013,628.71	88.5%
15019001 CIP SCHOOL EXPENSE CASH										
15019001	743000	10107	PAVING CYCLE	90,000	0	90,000	85,305.61	.00	4,694.39	94.8%*
15019001	743000	12107	REMOVE OIL TA	106,500	-17,000	89,500	68,949.85	.00	20,550.15	77.0%
15019001	743000	13106	EXTERIOR PAINT	20,000	0	20,000	9,280.00	150.00	10,570.00	47.2%
15019001	743000	14107	PAINTING EXTE	10,000	0	10,000	.00	.00	10,000.00	.0%
15019001	743000	14108	DOOR HARDWARE	15,000	0	15,000	7,011.35	.00	7,988.65	46.7%
15019001	743000	14109	SHS STEAM TRA	14,000	0	14,000	13,138.14	.00	861.86	93.8%*
15019001	743000	14110	SPRINKLER SYS	15,000	0	15,000	8,351.79	.00	6,648.21	55.7%
15019001	743000	14111	FENCING	5,000	0	5,000	4,960.00	.00	40.00	99.2%*
15019001	743000	14112	FLOORING	15,000	0	15,000	5,375.00	.00	9,625.00	35.8%
15019001	743000	14113	GONIC SEWER L	17,000	-5,745	11,255	9,890.00	.00	1,365.00	87.9%
15019001	743000	14115	RMS INTERCOM	5,745	0	5,745	5,674.00	71.00	.00	100.0%*
15019001	743000	14202	DISTRICT SECU	829,669	410,299	1,239,968	1,152,916.66	10,521.34	76,530.00	93.8%*
15019001	743000	15110	PAINTING INTE	28,000	0	28,000	21,329.29	900.00	5,770.71	79.4%
15019001	743000	15201	ELECTRICAL UP	35,000	0	35,000	22,381.28	862.86	11,755.86	66.4%
15019001	743000	15301	SCHOOL GYM CU	5,000	0	5,000	.00	.00	5,000.00	.0%
15019001	745000	12102	SHS SPRINKLER	61,849	0	61,849	61,849.00	.00	.00	100.0%*
15019001	773500	15401	FLOOR MACHINE	6,000	0	6,000	5,065.59	.00	934.41	84.4%
TOTAL CIP SCHOOL EXPENSE CASH				1,278,763	387,554	1,666,317	1,481,477.56	12,505.20	172,334.24	89.7%
TOTAL CAPITAL PROJECTS GENERAL FUND				70,859,145	-2,345,985	68,513,160	51,530,018.22	6,978,647.68	10,004,494.18	85.4%
TOTAL EXPENSES				70,859,145	-2,345,985	68,513,160	51,530,018.22	6,978,647.68	10,004,494.18	

YEAR-TO-DATE BUDGET REPORT

FOR 2015 11

ACCOUNTS FOR:	ORIGINAL	TRANSFERS/	REVISED	YTD EXPENDED	ENCUMBRANCES	AVAILABLE	PCT
5501 CAPITAL PROJECTS WATER FUND	APPROP	ADJUSTMENTS	BUDGET			BUDGET	USED
55016010 CIP WATER EXPENSE							
55016010 771000 03501 SO MAIN ST	145,000	0	145,000	145,000.00	.00	.00	100.0%*
55016010 771000 03503 GROUNDWATER R	500,000	0	500,000	500,000.00	.00	.00	100.0%*
55016010 771000 03504 BERRY RIVER D	50,000	0	50,000	50,000.00	.00	.00	100.0%*
55016010 771000 04503 CHESTNUT HILL	588,000	-238	587,763	587,762.50	.00	.00	100.0%*
55016010 771000 05519 WASHINGTON ST	2,000,000	-9,197	1,990,803	1,990,802.64	.00	.10	100.0%*
55016010 771000 05530 WATER SUPPLY	65,000	0	65,000	65,000.00	.00	.00	100.0%*
55016010 771000 05531 DISTRIBUTION	300,000	0	300,000	300,000.00	.00	.00	100.0%*
55016010 771000 05538 FILTER BACKWA	20,000	-1,525	18,475	18,475.33	.00	.00	100.0%*
55016010 771000 06517 HANSON ST REC	170,000	0	170,000	170,000.00	.00	.00	100.0%*
55016010 771000 06519 SHERIDAN/GLEN	30,000	-4,566	25,434	25,433.27	.00	.73	100.0%*
55016010 771000 06522 DISTRIBUTION	300,000	0	300,000	290,683.62	.00	9,316.38	96.9%*
55016010 771000 06525 BERRY RIVER D	1,175,000	-875,000	300,000	300,000.00	.00	.00	100.0%*
55016010 771000 06526 SPAULDING UTI	250,000	0	250,000	250,000.00	.00	.00	100.0%*
55016010 771000 06529 WTP PAVEMENT	15,000	-14	14,986	14,986.00	.00	.00	100.0%*
55016010 771000 06531 WHITEHALL RD	930,000	0	930,000	919,801.03	.00	10,198.97	98.9%*
55016010 771000 07514 BROCK ST RECO	45,000	-2,025	42,975	42,974.58	.00	.00	100.0%*
55016010 771000 07516 SO MAIN ST RE	482,000	191,073	673,073	673,073.27	.00	.00	100.0%*
55016010 771000 07525 GROUNDWATER D	300,000	-200	299,800	299,800.00	.00	.00	100.0%*
55016010 771000 07530 RECONSTRUCT R	100,000	0	100,000	100,000.00	.00	.00	100.0%*
55016010 771000 07531 DISTRIBUTION	300,000	-63,838	236,162	236,162.37	.00	.00	100.0%*
55016010 771000 07532 WASHINGTON ST	3,020,000	-2,235,979	784,021	784,020.69	.00	.00	100.0%*
55016010 771000 07548 LAND SHEEPBOR	230,000	-230,000	0	.00	.00	.00	.0%
55016010 771000 07549 WATER PROTECT	15,000	0	15,000	15,000.00	.00	.00	100.0%*
55016010 771000 07552 TEBBETTS ROAD	75,000	-11,162	63,838	63,837.63	.00	.00	100.0%*
55016010 771000 08511 BROCK ST RECO	30,000	0	30,000	30,000.00	.00	.00	100.0%*
55016010 771000 08518 SHERIDAN GLEN	40,000	-40,000	0	.00	.00	.00	.0%
55016010 771000 08526 GROUNDWATER R	500,000	-243,497	256,503	256,503.44	.00	.00	100.0%*
55016010 771000 08528 WASHINGTON ST	150,000	-150,000	0	.00	.00	.00	.0%
55016010 771000 08529 DISTRIBUTION	300,000	-2,649	297,351	297,350.99	.00	.00	100.0%*
55016010 771000 09514 WASHINGTON ST	200,000	7,443	207,443	207,443.21	.00	.00	100.0%*
55016010 771000 09515 REPAIR RESERV	65,000	0	65,000	65,000.00	.00	.00	100.0%*
55016010 771000 09517 GROUNDWATER R	400,000	-400,000	0	.00	.00	.00	.0%
55016010 771000 09518 WATER METER U	400,000	0	400,000	400,000.00	.00	.00	100.0%*
55016010 771000 09528 SHEEPBORO RD	145,309	-231	145,078	145,077.57	.00	.00	100.0%*
55016010 771000 10512 SALMON FALLS	100,000	0	100,000	100,000.00	.00	.00	100.0%*
55016010 771000 10513 ALUM SLUDGE M	80,000	0	80,000	80,000.00	.00	.00	100.0%*
55016010 771000 10514 BULK STORAGE	20,000	-4,897	15,103	15,103.38	.00	.00	100.0%*
55016010 771000 10515 REPAIR ROCHES	43,000	-29,898	13,102	13,102.32	.00	.00	100.0%*
55016010 771000 10516 SALMON FALLS	70,000	-9,050	60,950	60,949.68	.00	.00	100.0%*
55016010 771000 10517 SPAULDING TP	675,000	-233,133	441,867	441,867.11	.00	.00	100.0%*

YEAR-TO-DATE BUDGET REPORT

FOR 2015 11

ACCOUNTS 5501	FOR: CAPITAL	PROJECTS	WATER FUND	ORIGINAL APPROP	TRANSFERS/ ADJUSTMENTS	REVISED BUDGET	YTD EXPENDED	ENCUMBRANCES	AVAILABLE BUDGET	PCT USED
55016010	771000	11515	ALUM SLUDGE M	1,050,000	-126,541	923,459	923,459.38	.00	.00	100.0%*
55016010	771000	11516	UPDATED WATER	16,000	0	16,000	16,000.00	.00	.00	100.0%*
55016010	771000	11517	SPAULDING TP	225,000	-225,000	0	.00	.00	.00	.0%
55016010	771000	11523	WATER LINE-JE	50,000	-14,219	35,781	35,780.85	.00	.00	100.0%*
55016010	771000	11547	LAND PURCHASE	375,000	-375,000	0	.00	.00	.00	.0%
55016010	771000	11555	NORTH MAIN ST	50,000	-8,762	41,238	41,238.03	.00	.00	100.0%*
55016010	771000	12513	SALMON FALLS	366,000	-241,236	124,764	124,763.75	.00	.00	100.0%*
55016010	771000	12516	LITTLE FALLS	2,000,000	-437,995	1,562,005	1,562,004.66	.00	.00	100.0%*
55016010	771000	12564	PINE STREET R	297,800	-33,880	263,920	263,920.16	.00	.00	100.0%*
55016010	771000	13515	BROCK STREET	600,000	0	600,000	586,707.97	.00	13,292.03	97.8%*
55016010	771000	13519	PHASE III I-I	50,000	0	50,000	50,000.00	.00	.00	100.0%*
55016010	771000	13523	BERRY RIVER D	500,000	0	500,000	114,208.05	134,350.00	251,441.95	49.7%
55016010	771000	13524	CHAMBERLAIN S	100,000	0	100,000	100,000.00	.00	.00	100.0%*
55016010	771000	13525	OBTAIN SOURCE	45,000	-45,000	0	.00	.00	.00	.0%
55016010	771000	13526	WATER METER R	187,000	0	187,000	187,000.00	.00	.00	100.0%*
55016010	771000	13527	MODIFY FLUORI	20,000	-20,000	0	.00	.00	.00	.0%
55016010	771000	13529	ROCHESTER RES	75,000	0	75,000	26,921.90	34,361.15	13,716.95	81.7%
55016010	771000	13551	EDA SALMON FA	171,903	535,297	707,200	18,426.40	9,685.74	679,087.86	4.0%
55016010	771000	14519	SHERIDAN GLEN	900,000	0	900,000	275,048.39	513,262.94	111,688.67	87.6%
55016010	771000	14526	CROSS CONNECT	60,000	0	60,000	35,986.12	.00	24,013.88	60.0%
55016010	771000	15520	CHESLEY HILL	50,000	0	50,000	15,193.35	34,806.65	.00	100.0%*
55016010	771000	15524	FRANKLIN WEST	1,000,000	0	1,000,000	.00	.00	1,000,000.00	.0%
55016010	771000	15529	WAKEFIELD ST	50,000	0	50,000	18,038.14	6,895.11	25,066.75	49.9%
55016010	771000	15533	DISTRIBUTION	100,000	0	100,000	.00	.00	100,000.00	.0%
55016010	771000	15535	GROUNDWATER D	100,000	0	100,000	6,931.55	93,068.45	.00	100.0%*
55016010	771000	15537	ROCHESTER RES	150,000	0	150,000	.00	.00	150,000.00	.0%
55016010	771002	04505	WASHINGTON ST	150,000	0	150,000	150,000.00	.00	.00	100.0%*
55016010	771002	04511	BERRY RIVER D	250,000	-250,000	0	.00	.00	.00	.0%
55016010	772000	06528	WATER TANK MA	460,000	0	460,000	460,000.00	.00	.00	100.0%*
55016010	772000	07527	WATER TANK MA	250,000	0	250,000	250,000.00	.00	.00	100.0%*
55016010	772000	08524	BULK STORAGE	18,000	-10,458	7,542	7,542.00	.00	.00	100.0%*
55016010	772000	09541	GROUNDWATER R	4,150,000	-1,052,972	3,097,028	3,097,028.36	.00	.00	100.0%*
55016010	772000	13528	WATER TANK MA	380,000	0	380,000	35,909.97	344,090.03	.00	100.0%*
55016010	772000	13538	ROCHESTER HIL	558,000	33,650	591,650	591,650.00	.00	.00	100.0%*
55016010	772000	14527	WATER PLANT U	1,820,000	250,000	2,070,000	1,101,061.44	959,642.61	9,295.95	99.6%*
55016010	772000	15534	GINA DRIVE PU	10,000	0	10,000	.00	4,280.00	5,720.00	42.8%
55016010	772000	15538	WATER TANK MA	200,000	75,000	275,000	.00	249,962.69	25,037.31	90.9%
55016010	772000	15540	WTP ROOF REPA	50,000	0	50,000	.00	6,300.00	43,700.00	12.6%
55016010	773000	06530	LIGHTNING PRO	35,000	-6,179	28,821	28,821.47	.00	.00	100.0%*
55016010	773100	07526	DISINFECTION	25,000	-25,000	0	.00	.00	.00	.0%
55016010	773100	08525	DISINFECTION	50,000	-50,000	0	.00	.00	.00	.0%
55016010	773100	09516	DISINFECTION	168,000	0	168,000	168,000.00	.00	.00	100.0%*
55016010	773150	09513	VEHICLE & EQU	83,000	-8,781	74,219	74,219.02	.00	.00	100.0%*
55016010	773150	10509	VEHICLE & EQU	26,000	-3,651	22,349	22,349.16	.00	.00	100.0%*

YEAR-TO-DATE BUDGET REPORT

FOR 2015 11

ACCOUNTS 5501	FOR: CAPITAL	PROJECTS	WATER FUND	ORIGINAL APPROP	TRANSFERS/ ADJUSTMENTS	REVISED BUDGET	YTD EXPENDED	ENCUMBRANCES	AVAILABLE BUDGET	PCT USED
55016010	773150	13508	VEHICLE & EQU	112,500	0	112,500	112,500.00	.00	.00	100.0%*
55016010	773150	14506	VEHICLE & EQU	56,500	0	56,500	56,500.00	.00	.00	100.0%*
55016010	773150	15511	VEHICLE & EQU	63,000	0	63,000	57,167.25	163.17	5,669.58	91.0%
55016010	773150	15536	MASTER METERS	150,000	0	150,000	24,925.83	.00	125,074.17	16.6%
55016010	773150	15539	WTP LOW LIFT	100,000	0	100,000	.00	12,935.00	87,065.00	12.9%
55016010	773400	05521	INFRASTRUCTUR	15,000	0	15,000	15,000.00	.00	.00	100.0%*
55016010	773400	05537	WATER METER U	200,000	0	200,000	200,000.00	.00	.00	100.0%*
55016010	773400	06523	PUMP STATION	35,000	0	35,000	35,000.00	.00	.00	100.0%*
55016010	773400	07522	WATER METER U	200,000	0	200,000	200,000.00	.00	.00	100.0%*
55016010	773400	07524	PUMP STATION	22,000	0	22,000	22,000.00	.00	.00	100.0%*
55016010	773500	04502	WATER DIST UP	300,000	0	300,000	300,000.00	.00	.00	100.0%*
55016010	773500	05557	WATERLINE EXT	560,000	-515,508	44,492	44,491.84	.00	.00	100.0%*
55016010	773500	07529	PROCESS CONTR	645,000	-285,387	359,613	359,612.63	.00	.00	100.0%*
55016010	773500	08527	VARIABLE FREQ	80,000	0	80,000	80,000.00	.00	.00	100.0%*
55016010	773800	11505	BUSINESS OFFI	5,000	-56	4,945	4,944.50	.00	.00	100.0%*
55016010	776000	04502	WATER VULNERA	70,000	0	70,000	70,000.00	.00	.00	100.0%*
55016010	776000	04503	FILTER BACKWA	50,000	-9,112	40,888	40,888.48	.00	.00	100.0%*
55016010	776000	06524	GROUNDWATER D	550,000	-5,449	544,551	540,520.75	.00	4,030.25	99.3%*
55016010	776000	06527	DISINFECTION	25,000	-14,064	10,936	10,936.45	.00	.00	100.0%*
55016010	776100	11987	TRANSFER	0	0	0	152,500.00	.00	-152,500.00	100.0%*
55016010	776100	11994	TRANSFER	0	0	0	14,063.55	.00	-14,063.55	100.0%*
55016010	776100	11995	TRANSFER	0	0	0	3,650.84	.00	-3,650.84	100.0%*
55016010	776100	11996	TRANSFER	0	0	0	50,000.00	.00	-50,000.00	100.0%*
55016010	776100	11997	TRANSFER	0	0	0	25,000.00	.00	-25,000.00	100.0%*
55016010	776100	11998	TRANSFER	0	0	0	10,458.00	.00	-10,458.00	100.0%*
55016010	776100	11999	TRANSFER	0	0	0	29,897.68	.00	-29,897.68	100.0%*
55016010	776101	10517	TRANSFERS CAS	0	0	0	233,132.89	.00	-233,132.89	100.0%*
55016010	776101	10987	TRANSFERS CAS	0	0	0	24,731.43	.00	-24,731.43	100.0%*
55016010	776101	12998	XFER 10516 TO	0	0	0	9,050.32	.00	-9,050.32	100.0%*
55016010	776101	13551	TRANSFERS CAS	0	0	0	14,670.86	.00	-14,670.86	100.0%*
55016010	776101	13995	XFER 06529 TO	0	0	0	14.00	.00	-14.00	100.0%*
55016010	776101	13996	XFER 08529 TO	0	0	0	2,649.01	.00	-2,649.01	100.0%*
55016010	776101	13997	XFER 10514 TO	0	0	0	4,896.62	.00	-4,896.62	100.0%*
55016010	776101	13998	XFER 11505 TO	0	0	0	55.50	.00	-55.50	100.0%*
55016010	776101	13999	XFER 05538 TO	0	0	0	1,524.67	.00	-1,524.67	100.0%*
55016010	901030		NEW WATER SUPPLY	162,600	0	162,600	150,382.89	.00	12,217.11	92.5%*
55016010	901040		BOOSTER STA UPGRAD	118,080	0	118,080	118,080.00	.00	.00	100.0%*
55016010	901090		BERRY RIVER DAM	18,617	0	18,617	18,616.52	.00	.00	100.0%*
TOTAL CIP WATER EXPENSE				35,133,309	-7,218,883	27,914,425	23,381,283.26	2,403,803.54	2,129,338.27	92.4%
TOTAL CAPITAL PROJECTS WATER FUND				35,133,309	-7,218,883	27,914,425	23,381,283.26	2,403,803.54	2,129,338.27	92.4%
TOTAL EXPENSES				35,133,309	-7,218,883	27,914,425	23,381,283.26	2,403,803.54	2,129,338.27	

YEAR-TO-DATE BUDGET REPORT

FOR 2015 11

ACCOUNTS FOR:	ORIGINAL	TRANSFERS/	REVISED	YTD EXPENDED	ENCUMBRANCES	AVAILABLE	PCT
5502 CAPITAL PROJECTS SEWER FUND	APPROP	ADJUSTMENTS	BUDGET			BUDGET	USED
55026020 CIP SEWER EXPENSE							
55026020 771000 05519 WASH ST PUMP&	700,000	-145,803	554,197	554,196.62	.00	.00	100.0%*
55026020 771000 05540 RTE 108 SEWER	600,000	-600,000	0	.00	.00	.00	.0%
55026020 771000 05541 COLLECTION SY	300,000	0	300,000	300,000.00	.00	.00	100.0%*
55026020 771000 06517 HANSON ST REC	190,000	-19,493	170,507	170,507.00	.00	.00	100.0%*
55026020 771000 06519 SHERIDAN/GLEN	20,000	0	20,000	20,000.00	.00	.00	100.0%*
55026020 771000 06534 COLLECTION SY	300,000	-20,000	280,000	280,000.00	.00	.00	100.0%*
55026020 771000 06543 EAST ROCHESTE	888,000	-185,496	702,504	702,503.53	.00	.00	100.0%*
55026020 771000 06548 MILTON RD SEW	20,000	0	20,000	19,452.58	.00	547.42	97.3%*
55026020 771000 07514 BROCK ST RECO	100,000	-99,250	750	750.00	.00	.00	100.0%*
55026020 771000 07516 SO MAIN ST RE	770,000	462,655	1,232,655	1,232,654.53	.00	.00	100.0%*
55026020 771000 07535 COLLECTION SY	300,000	-284,560	15,440	15,440.20	.00	.00	100.0%*
55026020 771000 07537 I/I ELIMINATI	50,000	0	50,000	49,999.99	.00	.01	100.0%*
55026020 771000 07550 DISCHARGE STU	52,000	0	52,000	52,000.00	.00	.00	100.0%*
55026020 771000 08511 BROCK ST RECO	40,000	-30,000	10,000	10,000.00	.00	.00	100.0%*
55026020 771000 08518 SHERIDAN GLEN	330,000	-330,000	0	.00	.00	.00	.0%
55026020 771000 08530 ALT WASTEWATE	100,000	-75,081	24,919	24,919.20	.00	.00	100.0%*
55026020 771000 08531 COLLECTION SY	300,000	-217,924	82,076	53,439.27	5,950.00	22,686.73	72.4%
55026020 771000 08540 LEACHATE DISC	24,000	-751	23,249	23,249.47	.00	.00	100.0%*
55026020 771000 09514 WASHINGTON ST	425,000	219,998	644,998	644,997.71	.00	.00	100.0%*
55026020 771000 09521 CULVERT REPLA	70,000	-3,851	66,149	66,149.21	.00	.00	100.0%*
55026020 771000 10512 SALMON FALLS	100,000	0	100,000	100,000.00	.00	.00	100.0%*
55026020 771000 10519 PUMP STATION	15,000	0	15,000	15,000.00	.00	.00	100.0%*
55026020 771000 10522 SPAULDING TP	475,000	-61,562	413,438	413,437.82	.00	.00	100.0%*
55026020 771000 10523 WASTEWATER TR	75,000	0	75,000	75,000.00	.00	.00	100.0%*
55026020 771000 10526 WASTEWATER PL	700,000	-26,124	673,876	673,876.45	.00	.00	100.0%*
55026020 771000 11517 SPAULDING TP	200,000	-200,000	0	.00	.00	.00	.0%
55026020 771000 11551 COMAG PROCESS	13,060	0	13,060	13,060.00	.00	.00	100.0%*
55026020 771000 12513 SALMON FALLS	366,000	-267,485	98,515	98,515.35	.00	.00	100.0%*
55026020 771000 12524 GSBP ENG SVCS	67,924	0	67,924	67,919.25	.00	4.75	100.0%*
55026020 771000 12549 ENGINEERING S	25,000	-15,000	10,000	10,000.00	.00	.00	100.0%*
55026020 771000 12564 PINE STREET R	408,675	-78,166	330,509	330,508.57	.00	.00	100.0%*
55026020 771000 13515 BROCK STREET	2,200,000	-700,000	1,500,000	685,651.06	468,923.92	345,425.02	77.0%
55026020 771000 13519 PHASE III I-I	140,000	0	140,000	116,786.53	8,839.35	14,374.12	89.7%
55026020 771000 13530 ADAPTIVE MANA	55,000	0	55,000	.00	.00	55,000.00	.0%
55026020 771000 13534 SODA ASH SILO	13,500	-5,687	7,813	7,812.60	.00	.00	100.0%*
55026020 771000 13535 WASTEWATER CO	100,000	0	100,000	.00	.00	100,000.00	.0%
55026020 771000 13551 EDA SALMON FA	583,018	1,815,482	2,398,500	63,454.86	31,877.06	2,303,168.08	4.0%
55026020 771000 14519 SHERIDAN GLEN	2,000,000	0	2,000,000	556,241.27	1,198,039.06	245,719.67	87.7%
55026020 771000 15520 CHESLEY HILL	250,000	0	250,000	15,193.34	234,806.66	.00	100.0%*
55026020 771000 15524 FRANKLIN WEST	1,000,000	0	1,000,000	.00	.00	1,000,000.00	.0%

YEAR-TO-DATE BUDGET REPORT

FOR 2015 11

ACCOUNTS 5502	FOR: CAPITAL	PROJECTS	SEWER FUND	ORIGINAL APPROP	TRANSFERS/ ADJUSTMENTS	REVISED BUDGET	YTD EXPENDED	ENCUMBRANCES	AVAILABLE BUDGET	PCT USED
55026020	771000	15526	MILTON RD IMP	10,000	0	10,000	10,000.00	.00	.00	100.0%*
55026020	771000	15529	WAKEFIELD ST	50,000	0	50,000	18,038.11	6,895.14	25,066.75	49.9%
55026020	771000	15541	COLONIAL PINE	250,000	0	250,000	188,600.57	61,399.43	.00	100.0%*
55026020	771000	15542	NHDES PERMIT	400,000	0	400,000	121,753.51	150,480.42	127,766.07	68.1%
55026020	771002	04503	CHESTNUT HILL	1,100,000	-157,353	942,647	942,647.00	.00	.00	100.0%*
55026020	771002	04512	SPAULDING TPK	390,000	-245,961	144,039	144,039.41	.00	.00	100.0%*
55026020	771002	04514	RTE 108 SEWER	750,000	-221,801	528,199	528,199.15	.00	.00	100.0%*
55026020	772000	07538	LAGOON NO 2 P	90,000	-90,000	0	.00	.00	.00	.0%
55026020	772000	07539	PUMP STATION	86,000	0	86,000	86,000.00	.00	.00	100.0%*
55026020	772000	07541	RELOCATE MAIN	430,000	-51,217	378,783	378,782.94	.00	.00	100.0%*
55026020	772000	07542	WASHINGTON ST	250,000	-3,541	246,459	246,459.00	.00	.00	100.0%*
55026020	772000	08532	INFLUENT PUMP	160,000	-74,150	85,850	85,850.00	.00	.00	100.0%*
55026020	772000	09522	CLARIFIER MAI	40,000	0	40,000	40,000.00	.00	.00	100.0%*
55026020	772000	10520	ROOF REPLACE	20,000	-15,778	4,222	4,222.00	.00	.00	100.0%*
55026020	772000	10521	CLARIFIER MAI	42,000	-6,613	35,388	35,387.50	.00	.00	100.0%*
55026020	772000	11518	CLARIFIER MAI	40,000	-6,038	33,963	33,962.50	.00	.00	100.0%*
55026020	772000	11519	PUMP STATION	545,000	361,016	906,016	340,380.25	482,398.51	83,236.97	90.8%
55026020	772000	11520	WWTP-UPGRADE	225,000	0	225,000	225,000.00	.00	.00	100.0%*
55026020	772000	12517	PUMP STATION	320,000	0	320,000	320,000.00	.00	.00	100.0%*
55026020	772000	12518	WWTP UPGRADE	200,000	0	200,000	200,000.00	.00	.00	100.0%*
55026020	772000	13531	HVAC CONTROLL	50,000	0	50,000	50,000.00	.00	.00	100.0%*
55026020	772000	13532	WASTEWATER UP	1,500,000	0	1,500,000	1,334,121.31	165,878.69	.00	100.0%*
55026020	772000	13533	PUMP STATION	18,000	0	18,000	17,992.77	.00	7.23	100.0%*
55026020	772000	14528	INCREASE DISC	90,000	0	90,000	66,741.40	2,172.86	21,085.74	76.6%
55026020	772000	14529	PUMP STATION	650,000	0	650,000	67,893.39	7,606.61	574,500.00	11.6%
55026020	772000	14530	WASTEWATER IN	275,000	0	275,000	111,219.43	55,580.57	108,200.00	60.7%
55026020	772000	14533	FOUR PUMP STA	150,000	0	150,000	100,860.00	6,700.00	42,440.00	71.7%
55026020	772000	15543	PUMP STATION	65,000	0	65,000	.00	16,008.00	48,992.00	24.6%
55026020	772000	15544	WWTP DISK FIL	81,000	0	81,000	.00	43,570.00	37,430.00	53.8%
55026020	772000	15545	WWTP LAGOON S	500,000	0	500,000	.00	.00	500,000.00	.0%
55026020	773100	05543	PORTABLE GENE	30,000	-3,490	26,510	26,510.00	.00	.00	100.0%*
55026020	773100	05545	AERATION BLOW	15,000	-15,000	0	.00	.00	.00	.0%
55026020	773150	09513	VEHICLE & EQU	83,000	-15,643	67,357	67,357.40	.00	.00	100.0%*
55026020	773150	09527	VEHICLE & EQU	30,643	0	30,643	30,642.60	.00	.00	100.0%*
55026020	773150	10509	VEHICLE & EQU	33,500	-2,735	30,765	30,765.10	.00	.00	100.0%*
55026020	773150	12507	VEHICLE & EQU	14,000	7,000	21,000	21,000.00	.00	.00	100.0%*
55026020	773150	13508	VEHICLE & EQU	77,500	0	77,500	77,500.00	.00	.00	100.0%*
55026020	773150	14506	VEHICLE & EQU	56,500	0	56,500	56,500.00	.00	.00	100.0%*
55026020	773150	15511	VEHICLE & EQU	533,000	0	533,000	500,958.96	3,620.97	28,420.07	94.7%*
55026020	773400	05521	INFRASTRUCTUR	15,000	0	15,000	15,000.00	.00	.00	100.0%*
55026020	773400	07536	PUMP STATION	90,000	-8,338	81,663	81,662.50	.00	.00	100.0%*
55026020	773500	04501	FRONT ST GENE	40,000	0	40,000	40,000.00	.00	.00	100.0%*
55026020	773500	06537	LAGOON AERATI	1,500,000	-1,292,766	207,234	207,234.00	.00	.00	100.0%*
55026020	773500	08533	INFLUENT MECH	80,000	-16	79,984	79,984.20	.00	.00	100.0%*

YEAR-TO-DATE BUDGET REPORT

FOR 2015 11

ACCOUNTS 5502	FOR: CAPITAL	PROJECTS	SEWER FUND	ORIGINAL APPROP	TRANSFERS/ ADJUSTMENTS	REVISED BUDGET	YTD EXPENDED	ENCUMBRANCES	AVAILABLE BUDGET	PCT USED
55026020	773500	08534	INFLUENT PUMP	25,000	-15,000	10,000	10,000.00	.00	.00	100.0%*
55026020	773500	09520	INFLUENT MECH	1,500,000	-103,497	1,396,503	1,396,503.49	.00	.00	100.0%*
55026020	773500	10518	PORTABLE GENE	27,000	-9,122	17,878	17,877.89	.00	.00	100.0%*
55026020	773502	04503	WASHINGTON ST	50,000	0	50,000	50,000.00	.00	.00	100.0%*
55026020	773800	11505	BUSINESS OFFI	5,000	-56	4,945	4,944.50	.00	.00	100.0%*
55026020	776101	10992	TRANSFERS CAS	0	0	0	50,000.00	.00	-50,000.00	100.0%*
55026020	776101	11505	TRANSFERS CAS	0	0	0	55.50	.00	-55.50	100.0%*
55026020	776101	11988	TRANSFERS CAS	0	0	0	15,778.00	.00	-15,778.00	100.0%*
55026020	776101	11989	TRANSFERS CAS	0	0	0	6,612.50	.00	-6,612.50	100.0%*
55026020	776101	11991	TRANSFERS CAS	0	0	0	9,122.11	.00	-9,122.11	100.0%*
55026020	776101	11992	TRANSFERS CAS	0	0	0	2,734.90	.00	-2,734.90	100.0%*
55026020	776101	11993	TRANSFERS CAS	0	0	0	3,850.79	.00	-3,850.79	100.0%*
55026020	776101	12999	XFER 10526 TO	0	0	0	26,123.55	.00	-26,123.55	100.0%*
55026020	776101	13551	TRANSFERS CAS	0	0	0	55,339.57	.00	-55,339.57	100.0%*
55026020	776101	13992	XFER 08534 TO	0	0	0	9,165.80	.00	-9,165.80	100.0%*
55026020	776101	13994	XFER 10526 TO	0	0	0	57,000.00	.00	-57,000.00	100.0%*
55026020	776101	14992	XFER 11519 -	0	0	0	20,000.00	.00	-20,000.00	100.0%*
55026020	776101	14993	XFER 08530 -	0	0	0	80.80	.00	-80.80	100.0%*
55026020	776101	14994	XFER 11518 -	0	0	0	6,037.50	.00	-6,037.50	100.0%*
55026020	776101	14995	XFER 13543 -	0	0	0	5,687.40	.00	-5,687.40	100.0%*
55026020	776101	14998	XFER 08531 -	0	0	0	150,000.00	.00	-150,000.00	100.0%*
55026020	901120		COLLECTION SYSTEM	80,497	0	80,497	80,497.36	.00	.00	100.0%*
55026020	901140		PUMP STATION UPGRA	150,000	0	150,000	150,000.00	.00	.00	100.0%*
55026020	901150		I/I ELIMINATION CH	1,488,468	0	1,488,468	1,488,468.34	.00	.00	100.0%*
55026020	902270		UTILITY RELOCATION	75,000	0	75,000	75,000.00	.00	.00	100.0%*
55026020	995010		WWTP EXPANSION	334,124	-97,605	236,520	236,519.78	.00	.00	100.0%*
TOTAL CIP SEWER EXPENSE				29,476,410	-2,935,799	26,540,611	18,323,381.19	2,950,747.25	5,266,482.21	80.2%
TOTAL CAPITAL PROJECTS SEWER FUND				29,476,410	-2,935,799	26,540,611	18,323,381.19	2,950,747.25	5,266,482.21	80.2%
TOTAL EXPENSES				29,476,410	-2,935,799	26,540,611	18,323,381.19	2,950,747.25	5,266,482.21	

YEAR-TO-DATE BUDGET REPORT

FOR 2015 11

ACCOUNTS FOR:				ORIGINAL	TRANSFERS/	REVISED			AVAILABLE	PCT
5503	CAPITAL	PROJECTS	ARENA FUND	APPROP	ADJUSTMTS	BUDGET	YTD EXPENDED	ENCUMBRANCES	BUDGET	USED
55036030 CIP ARENA EXPENSE										
55036030	772000	12519	ARENA BUILDIN	50,000	0	50,000	48,447.25	.00	1,552.75	96.9%*
55036030	772000	14531	BUILDING IMPR	375,000	0	375,000	311,692.47	12,042.84	51,264.69	86.3%
55036030	773500	06539	COOLING TOWER	50,000	-16,639	33,361	33,361.00	.00	.00	100.0%*
55036030	773500	07543	LIGHTING SYST	35,000	-12,046	22,954	22,174.66	.00	779.34	96.6%*
55036030	773500	07544	REPLACE REFRI	400,000	-54,325	345,675	345,675.00	.00	.00	100.0%*
55036030	901200		ARENA IMPROVEMENT	0	9,307	9,307	4,375.00	.00	4,932.10	47.0%
TOTAL CIP ARENA EXPENSE				910,000	-73,703	836,297	765,725.38	12,042.84	58,528.88	93.0%
TOTAL CAPITAL PROJECTS ARENA FUND				910,000	-73,703	836,297	765,725.38	12,042.84	58,528.88	93.0%
TOTAL EXPENSES				910,000	-73,703	836,297	765,725.38	12,042.84	58,528.88	

**Special Revenue Funds
Revenue
For Period Ending
05/31/2015**

YEAR-TO-DATE BUDGET REPORT

FOR 2015 11

ACCOUNTS FOR:	ORIGINAL ESTIM REV	ESTIM REV ADJUSTMTS	REVISED EST REV	ACTUAL YTD REVENUE	REMAINING REVENUE	PCT COLL
6000 COMMUNITY CENTER SP REV FUND						
600001 COMMUNITY CENTER REVENUE						
600001 406105 XFER FROM RET EARNIN	62,907	0	62,907	.00	62,907.00	.0%*
600001 406201 MISCELLANEOUS	0	0	0	1,575.80	-1,575.80	100.0%*
600001 406801 LEA/RENT GYM & ROOMS	0	0	0	1.00	-1.00	100.0%*
600001 406802 LEASE STATE OF NH	275,250	0	275,250	252,312.50	22,937.50	91.7%*
600001 406803 LEASE SCHOOL MAINT	60,950	0	60,950	60,950.00	.00	100.0%*
600001 406804 LEASE ALT SCHOOL	72,891	0	72,891	72,891.00	.00	100.0%*
600001 406805 LEASE RECREATION DEP	60,000	0	60,000	50,000.00	10,000.00	83.3%*
600001 406806 STRA COUNTY HEAD STA	63,000	0	63,000	52,500.00	10,500.00	83.3%*
600001 406807 STRAFFORD COUNTY CAP	24,990	0	24,990	20,825.00	4,165.00	83.3%*
600001 406808 LEASE SAU OFFICE	79,608	0	79,608	79,608.00	.00	100.0%*
600001 406813 HOPE SCHOOL	21,007	0	21,007	21,007.00	.00	100.0%*
600001 406818 STRAFFORD REGION PLA	30,000	0	30,000	27,500.00	2,500.00	91.7%*
600001 406819 WILLIAMS DRIVING SCH	5,083	0	5,083	4,659.38	423.62	91.7%*
600001 406821 ROCHESTER AREA SENIO	1	0	1	.00	1.00	.0%*
600001 406824 SHARE	900	0	900	675.00	225.00	75.0%*
600001 406825 CROSSPOINT CHURCH	0	0	0	16,500.00	-16,500.00	100.0%*
TOTAL COMMUNITY CENTER REVENUE	756,587	0	756,587	661,004.68	95,582.32	87.4%
TOTAL COMMUNITY CENTER SP REV FUND	756,587	0	756,587	661,004.68	95,582.32	87.4%
TOTAL REVENUES	756,587	0	756,587	661,004.68	95,582.32	

YEAR-TO-DATE BUDGET REPORT

FOR 2015 11

	ORIGINAL ESTIM REV	ESTIM REV ADJUSTMTS	REVISED EST REV	ACTUAL YTD REVENUE	REMAINING REVENUE	PCT COLL
6017 CD JOB LOANS	380,000	0	380,000	781,968.26	-401,968.26	205.8%
6041 WALLACE ST ROAD IMPROVEMENT	10,000	0	10,000	10,000.00	.00	100.0%
6043 WESLEY MARTIN DONATION	6,308	0	6,308	6,308.29	.00	100.0%
6057 FY09 CDBG FUND	302,411	0	302,411	295,819.22	6,591.78	97.8%
6064 FY10 CDBG FUND	306,055	0	306,055	305,190.87	864.13	99.7%
6071 POLICE SEIZED PROPERTY	5,660	10	5,669	5,669.47	.00	100.0%
6082 FY11 CDBG FUND	330,986	0	330,986	320,186.93	10,799.07	96.7%
6084 FY10 ECONOMIC DEVELOPMENT	30,000	0	30,000	30,000.00	.00	100.0%
6087 FY11 POLICE GRANTS	381,644	-4,071	377,573	377,381.42	191.35	99.9%
6091 FY12 CDBG FUND	276,362	0	276,362	273,855.25	2,506.75	99.1%
6093 FY12 POLICE GRANTS	52,215	-6,683	45,532	45,531.90	.00	100.0%
6094 FY12 FIRE GRANTS	204,002	-52,318	151,684	148,918.55	2,765.35	98.2%
6096 GSBP PUBLIC INFRASTRUCTURE	5,000,000	-586,219	4,413,781	5,000,000.00	-586,218.66	113.3%
6097 FY13 CDBG FUND	225,961	0	225,961	216,737.63	9,223.37	95.9%
6098 FY13 POLICE GRANTS	77,262	-16,269	60,993	60,993.26	.00	100.0%
6099 FY13 FIRE GRANTS	108,558	0	108,558	108,558.00	.00	100.0%
6100 FY14 CDBG FUND	224,505	0	224,505	192,363.57	32,141.43	85.7%
6101 FY14 POLICE GRANTS	36,507	-1,524	34,983	29,287.04	5,695.90	83.7%
6102 FY14 FIRE GRANTS	2,500	0	2,500	2,500.00	.00	100.0%
6103 POLICE ASSET FORFEITURE FUND	600	0	600	600.00	.00	100.0%
6104 FY15 CDBG FUND	239,000	0	239,000	49,553.24	189,446.76	20.7%
6105 ROCHESTER SAU TABLE TOP DRILL	9,016	-2,244	6,772	6,771.72	.00	100.0%
6106 DARE DONATION FUND	457	0	457	457.47	.00	100.0%
6107 FY15 POLICE GRANTS	44,997	0	44,997	21,880.75	23,116.28	48.6%
6108 GRANITE RIDGE INFRASTRUCTURE	5,000,000	0	5,000,000	.00	5,000,000.00	.0%
6109 FY15 FIRE GRANTS	13,500	0	13,500	.00	13,500.00	.0%
6110 FY15 BRIDGING THE GAPS	32,240	0	32,240	32,240.00	.00	100.0%
GRAND TOTAL	13,300,747	-669,319	12,631,428	8,322,772.84	4,308,655.25	65.9%

** END OF REPORT - Generated by Mark Sullivan **

YEAR-TO-DATE BUDGET REPORT

FOR 2015 11

	ORIGINAL ESTIM REV	ESTIM REV ADJSTMTS	REVISED EST REV	ACTUAL YTD REVENUE	REMAINING REVENUE	PCT COLL
7015 ICAC GRANTS	5,000	0	5,000	241.90	4,758.10	4.8%
7018 HUD OFFICER GRANT	75,000	0	75,000	42,134.45	32,865.55	56.2%
7023 ECONOMIC DEVELOPMENT FUND	221,000	50,000	271,000	130,879.09	140,120.91	48.3%
GRAND TOTAL	301,000	50,000	351,000	173,255.44	177,744.56	49.4%

** END OF REPORT - Generated by Mark Sullivan **

**Special Revenue Funds
Expense
For Period Ending
05/31/2015**

YEAR-TO-DATE BUDGET REPORT

FOR 2015 11

ACCOUNTS FOR:	ORIGINAL	TRANSFERS/	REVISED	YTD EXPENDED	ENCUMBRANCES	AVAILABLE	PCT
6000 COMMUNITY CENTER SP REV FUND	APPROP	ADJUSTMENTS	BUDGET			BUDGET	USED
6070572 COMMUNITY CENTER EXPENSE							
6070572 511001 SALARIES - FULL TIM	228,041	0	228,041	179,327.63	.00	48,713.37	78.6%
6070572 511002 SALARIES - PART TIM	17,449	0	17,449	10,432.90	.00	7,016.10	59.8%
6070572 511099 SALARIES - ADJUSTME	0	0	0	.00	.00	.00	.0%
6070572 513001 OVERTIME - REGULAR	8,620	0	8,620	10,767.35	.00	-2,147.35	124.9%*
6070572 515001 ON CALL	6,744	0	6,744	6,095.00	.00	649.00	90.4%
6070572 516000 LONGEVITY	449	0	449	146.12	.00	302.88	32.5%
6070572 521100 HEALTH INSURANCE	51,072	0	51,072	32,415.52	.00	18,656.48	63.5%
6070572 521200 DENTAL INSURANCE	871	0	871	650.51	.00	220.49	74.7%
6070572 521300 LIFE INSURANCE	347	0	347	324.58	.00	22.42	93.5%*
6070572 522000 SOCIAL SECURITY CON	17,094	0	17,094	15,385.63	.00	1,708.37	90.0%
6070572 523000 RETIREMENT CONTRI	25,589	0	25,589	20,482.73	.00	5,106.27	80.0%
6070572 526000 WORKERS' COMPENSATI	7,011	0	7,011	3,413.28	3,597.72	.00	100.0%*
6070572 528001 IPT	2,284	0	2,284	1,698.68	.00	585.32	74.4%
6070572 532001 STAFF DEVELOPMENT	1,350	0	1,350	676.56	368.08	305.36	77.4%
6070572 532200 CONTRACTED SERVI CES	0	3,100	3,100	1,637.00	1,463.00	.00	100.0%*
6070572 533004 MEDICAL SERVICES	0	0	0	.00	.00	.00	.0%
6070572 533010 LABOR NEGOTIATIONS	3,000	-2,674	326	.00	.00	326.00	.0%
6070572 534003 SOFTWARE MAINTENANC	6,329	0	6,329	5,931.40	.00	397.60	93.7%*
6070572 541100 WATER/SEWERAGE	19,250	-3,750	15,500	9,731.72	.00	5,768.28	62.8%
6070572 541900 OTHER UTILITY SERVI	0	0	0	.00	.00	.00	.0%
6070572 541901 HVAC SERVICE CONTRA	30,295	0	30,295	27,553.17	.00	2,741.83	90.9%
6070572 542000 CLEANING SERVICES	0	0	0	.00	.00	.00	.0%
6070572 543000 BUILDING MAINTENANC	32,450	17,400	49,850	44,912.90	4,654.00	283.10	99.4%*
6070572 543001 VEHICLE MAINTENANCE	750	0	750	96.48	.00	653.52	12.9%
6070572 543002 EQUIPMENT MAINTENAN	581	0	581	465.19	.00	115.81	80.1%
6070572 544200 RENTAL EQUIPMENT	400	0	400	.00	.00	400.00	.0%
6070572 544500 LEASE COPIER/PRINTE	706	0	706	726.68	.00	-20.68	102.9%*
6070572 552001 FLEET INSURANCE	1,220	0	1,220	1,227.04	.00	-7.04	100.6%*
6070572 552002 PROPERTY INSURANCE	11,995	0	11,995	12,064.26	.00	-69.26	100.6%*
6070572 552003 GENERAL LIABILITY	1,697	0	1,697	1,706.80	.00	-9.80	100.6%*
6070572 553000 COMMUNICATION	4,520	-950	3,570	3,121.05	.00	448.95	87.4%
6070572 553400 POSTAGE FEES	75	0	75	12.34	.00	62.66	16.5%
6070572 554000 ADVERTISING	300	0	300	300.00	.00	.00	100.0%*
6070572 555000 PRINTING AND BINDIN	254	0	254	134.00	.00	120.00	52.8%
6070572 556000 TUITI ON	90	-90	0	.00	.00	.00	.0%
6070572 558000 TRAVEL	450	0	450	.00	.00	450.00	.0%
6070572 561001 JANITORIAL SUPPLIES	9,100	2,200	11,300	11,298.21	.00	1.79	100.0%*
6070572 561002 BUILDING MAINT SUPP	16,500	-2,210	14,290	7,028.00	589.15	6,672.85	53.3%
6070572 561003 OFFICE SUPPLIES	658	0	658	535.26	8.65	114.09	82.7%
6070572 561005 PUBLICATI ONS	32	0	32	.00	.00	32.00	.0%

YEAR-TO-DATE BUDGET REPORT

FOR 2015 11

ACCOUNTS FOR: 6000	COMMUNITY CENTER SP REV FUND	ORIGINAL APPROP	TRANSFERS/ ADJUSTMENTS	REVISED BUDGET	YTD EXPENDED	ENCUMBRANCES	AVAILABLE BUDGET	PCT USED
6070572 561008	VEHICLE SUPPLIES	4,000	1,000	5,000	4,691.36	249.61	59.03	98.8%*
6070572 561009	TRAINING MATERIAL A	0	0	0	.00	.00	.00	.0%
6070572 561010	CLOTHING	4,121	-250	3,871	2,677.20	769.17	424.63	89.0%
6070572 561015	SAFETY EQUIPMENT &	800	0	800	528.91	121.45	149.64	81.3%
6070572 562200	ELECTRICITY	142,325	0	142,325	118,045.24	.00	24,279.76	82.9%
6070572 562400	HEATING FUEL	70,000	0	70,000	42,146.83	.00	27,853.17	60.2%
6070572 562600	VEHICLE FUEL	7,300	0	7,300	4,458.22	.00	2,841.78	61.1%
6070572 573401	ADMIN EQUIPMENT	568	174	742	568.00	174.00	.00	100.0%*
6070572 573900	OTHER EQUIPMENT	6,500	-950	5,550	5,550.00	.00	.00	100.0%*
6070572 581000	DUES AND FEES	50	0	50	.00	.00	50.00	.0%
6070572 584000	CONTINGENCY	13,000	-13,000	0	.00	.00	.00	.0%
6070572 589001	STATE PERMITS & FEE	350	0	350	102.95	246.00	1.05	99.7%*
6070572 589999	PREPAID EXPENSES	0	0	0	.00	.00	.00	.0%
6070572 593002	TRANS TO CAPITAL PR	0	0	0	.00	.00	.00	.0%
6070572 595000	RESERVE FOR CAP PRO	0	0	0	.00	.00	.00	.0%
TOTAL COMMUNITY CENTER EXPENSE		756,587	0	756,587	589,066.70	12,240.83	155,279.47	79.5%
TOTAL COMMUNITY CENTER SP REV FUND		756,587	0	756,587	589,066.70	12,240.83	155,279.47	79.5%
TOTAL EXPENSES		756,587	0	756,587	589,066.70	12,240.83	155,279.47	

YEAR-TO-DATE BUDGET REPORT

FOR 2015 11

	ORIGINAL APPROP	TRANSFERS/ ADJUSTMENTS	REVISED BUDGET	YTD EXPENDED	ENCUMBRANCES	AVAILABLE BUDGET	PCT USED
6017 CD JOB LOANS	735,277	14,987	750,264	742,983.64	.00	7,280.03	99.0%
6041 WALLACE ST ROAD IMPROVEMENT	10,000	0	10,000	.00	.00	10,000.00	.0%
6043 WESLEY MARTIN DONATION	6,308	0	6,308	6,176.77	.00	131.52	97.9%
6057 FY09 CDBG FUND	405,978	-103,567	302,411	295,819.22	.00	6,591.78	97.8%
6064 FY10 CDBG FUND	346,055	-40,000	306,055	305,190.87	.00	864.13	99.7%
6071 POLICE SEIZED PROPERTY	5,660	10	5,669	5,669.47	.00	.00	100.0%
6082 FY11 CDBG FUND	333,600	-2,614	330,986	320,186.93	4,644.38	6,154.69	98.1%
6084 FY10 ECONOMIC DEVELOPMENT	30,000	0	30,000	23,398.20	.00	6,601.80	78.0%
6087 FY11 POLICE GRANTS	381,644	-4,071	377,573	377,381.42	.00	191.35	99.9%
6091 FY12 CDBG FUND	276,362	0	276,362	273,855.25	.00	2,506.75	99.1%
6093 FY12 POLICE GRANTS	52,215	-6,683	45,532	45,531.90	.00	.00	100.0%
6094 FY12 FIRE GRANTS	204,002	-52,318	151,684	148,918.55	2,765.35	.00	100.0%
6096 GSBP PUBLIC INFRASTRUCTURE	5,000,000	-586,219	4,413,781	5,000,000.00	.00	-586,218.66	113.3%
6097 FY13 CDBG FUND	225,961	0	225,961	216,737.63	.00	9,223.37	95.9%
6098 FY13 POLICE GRANTS	77,262	-16,269	60,993	58,754.67	.00	2,238.59	96.3%
6099 FY13 FIRE GRANTS	108,558	0	108,558	108,558.00	.00	.00	100.0%
6100 FY14 CDBG FUND	224,505	0	224,505	192,363.57	.00	32,141.43	85.7%
6101 FY14 POLICE GRANTS	36,507	-1,524	34,983	34,433.50	447.77	101.67	99.7%
6102 FY14 FIRE GRANTS	2,500	0	2,500	2,500.00	.00	.00	100.0%
6103 POLICE ASSET FORFEITURE FUND	600	0	600	600.00	.00	.00	100.0%
6104 FY15 CDBG FUND	239,000	0	239,000	82,642.72	104,429.79	51,927.49	78.3%
6105 ROCHESTER SAU TABLE TOP DRILL	9,016	-2,244	6,772	6,771.72	.00	.00	100.0%
6106 DARE DONATION FUND	457	0	457	.00	.00	457.47	.0%
6107 FY15 POLICE GRANTS	44,997	0	44,997	26,266.03	2,343.35	16,387.65	63.6%
6108 GRANITE RIDGE INFRASTRUCTURE	5,000,000	0	5,000,000	377,372.16	3,515,960.84	1,106,667.00	77.9%
6109 FY15 FIRE GRANTS	13,500	0	13,500	7,995.28	5,500.00	4.72	100.0%
6110 FY15 BRIDGING THE GAPS	32,240	0	32,240	.00	.00	32,240.00	.0%
GRAND TOTAL	13,802,205	-800,513	13,001,692	8,660,107.50	3,636,091.48	705,492.78	94.6%

** END OF REPORT - Generated by Mark Sullivan **


YEAR-TO-DATE BUDGET REPORT

FOR 2015 11

	ORIGINAL APPROP	TRANSFERS/ ADJUSTMENTS	REVISED BUDGET	YTD EXPENDED	ENCUMBRANCES	AVAILABLE BUDGET	PCT USED
7015 ICAC GRANTS	5,000	0	5,000	1,349.55	1,104.84	2,545.61	49.1%
7018 HUD OFFICER GRANT	75,000	0	75,000	49,810.68	455.17	24,734.15	67.0%
7023 ECONOMIC DEVELOPMENT FUND	221,000	50,000	271,000	167,664.02	17,094.80	86,241.18	68.2%
GRAND TOTAL	301,000	50,000	351,000	218,824.25	18,654.81	113,520.94	67.7%

** END OF REPORT - Generated by Mark Sullivan **

AUTHORIZED BUDGET TRANSFERS						
MONTH ENDING MAY 31, 2015						
	DEPARTMENT	FROM ACCOUNT	TO ACCOUNT	DEPARTMENT	AMOUNT	PURPOSE
1.	PD Administrative Services	Communications	Animal Boarding	PD Administrative Services	\$ 700.00	Animal Boarding
2.	Public Works	Communications	Hot Top Cold Patch	Public Works	\$ 400.00	Hot Top Repair
3.	Public Works	Vehicle Supplies	Hot Top Cold Patch	Public Works	\$ 500.00	Hot Top Repair
4.	Public Works	Dues and Fees	Hot Top Cold Patch	Public Works	\$ 600.00	Hot Top Repair
5.	City Clerk	Dog Licenses Supplies	Staff Development	City Clerk	\$ 30.00	City Clerks Conference
6.	PB City Hall 51	Electricity	Water/Sewerage	PB City Hall 51	\$ 51.00	Water/Sewerage
7.	PB City Hall 51	Electricity	Repair and Maintenance Service	PB City Hall 51	\$ 2,000.00	Fire Alarm Circuit Panel
8.	Assessors	Printing and Binding	Travel	Assessors	\$ 100.00	Assessors Conference
9.	Winter Maintenance	Snow Removal Supplies	Vehicle Maintenance & Repair	Public Works	\$ 3,000.00	EMG Rep Veh #65
10.	Dispatch Center	Other Operational Supplies	Clothing	Dispatch Center	\$ 130.00	Purchase Shirts & Jackets
11.	PD Patrol Services	Salaries - Early Reporting	Admin Equipment	PD Administrative Services	\$ 4,200.00	Cruiser Mounting Brackets
12.	Library	Staff Development	Miscellaneous Expenses	Library	\$ 500.00	Extermination Services - Ants
13.	ICAC Grants	Overtime-Regular	Travel	ICAC Grants	\$ 2,800.00	Conference for S. Bourque
14.	ICAC Grants	Social Security	Travel	ICAC Grants	\$ 40.00	Conference for S. Bourque
15.	ICAC Grants	Retirement	Travel	ICAC Grants	\$ 160.00	Conference for S. Bourque
16.	Fire Department	Office Supplies	Building Maintenance Supplies	Fire Department	\$ 100.00	Kitchen Supplies
17.	Fire Department	Travel	Vehicle Maintenance & Repair	Fire Department	\$ 400.00	Emergency Generator Repair
18.	Sewer Treatment Plant	Chemical	Equipment Repair Supplies	Sewer Treatment Plant	\$ 20,000.00	UV 4000 Dif System Parts
19.	PD Administrative Services	Labor Negotiations	Equipment Maintenance	PD Administrative Services	\$ 900.00	Radar Calibrations
20.	Water Works Expense	State Permits & Fees	Prop Tax to Oth Comm	Water Treatment Plant	\$ 130.00	Farmington Tax Invoice



This page has
been
intentionally left
blank.





Rochester Fire Department
City of Rochester
37 Wakefield Street – Rochester, NH 03867

Norman Sanborn Jr.
Chief of Department

Tel (603) 335-7545
Fax (603) 332-9711

June 8, 2015

TO: City Manager Dan Fitzpatrick
Mayor T.J. Jean & City Council Members

**MONTHLY REPORT
MAY 2015**

On behalf of the Fire Department, I am pleased to provide you with the following report. It serves as a summary of the activities, projects and programs underway within the department.

DEPARTMENT INFORMATION:

During the month of May the Department responded to 261 calls for service. The month of May was very busy with brush fires as the area is drought stricken. There were 2 building fires, and 28 brush fires. In addition there were as many as 100 incidents involving either medical or motor vehicle accidents.

Call volume is up from April with 77 more runs this month, an increase of 42%

ADMINISTRATIVE STAFF:

Attended a lunch with the children at Chamberlain Street School.

Filmed a short video about the Fire Department as part of a City video project.

FIRE PREVENTION:

With spring winding down and summer now officially starting, please take a moment and review a few tips for a Fire Safe Summer.

1. Be sure to check your gas grill. It has been hibernating for the winter and bugs

may have found a new home. Check all connections and burners for these critters that may have made a nest. Use a soap and water solution to check for leaks on the fittings, especially between the tank and the grill.

2. Look at the dryer vent for buildup of lint. After a long winter, it may need some attention.

3. Campfire? Be sure to get your Seasonal Permit from the Fire Department.

DUTY SHIFT:

There were 10 training sessions for all fulltime firefighters. Two shifts received specialized training in high lift low pressure air bags. All call force members received training in hose testing.

EMERGENCY MANAGEMENT:

Worked with Julia Chase from NH Emergency Management on a grant to put tablets in the fire vehicles to match what the Police are using.

Sincerely,

Norman G. Sanborn, Jr.
Fire Chief

Rochester Fire Department

Office of Fire Prevention

Building Fire Code Inspections	31
Construction Plan Review	18
Fire Drills	
Fire Investigations	3
Fire Permits Issued	9
Fire Prevention Education and Training	3
Foster Care / Day Care Inspections	3
Juvenile Firesetter Program	4
Knox Box Inspections	1
Meetings	4
Outdoor Burning Inspections	25
Permit of Assembly Inspections	8
Tank Removal / Installation Inspections	
Training Sessions	14
Woodstove / Pelletstove Appliance Inspection	
Total	123

FIRE DEPARTMENT CALLS

	April-15		May-15	
	Occurences	Percentage	Occurences	Percentage
Fire/Explosion	7	3.8%	31	11.9%
Overpressure Rupture	0	0.0%	0	0.0%
Rescue Call	85	46.2%	94	36.2%
Hazardous Condition	13	7.1%	19	7.3%
Service Call	30	16.3%	57	21.9%
Good Intent Call	29	15.8%	31	11.9%
False Call	15	8.2%	23	8.8%
Undetermined	5	2.7%	5	1.9%
TOTAL	184	100.0%	260	100.0%

Rochester Fire Department
Incident Status

6/11/15

Incident	Incident Date	Alarm Time	Incident Type
15-918-IN 1st Action: Location:	05/01/2015 Standby [REDACTED]	0410	Medical assist, assist EMS crew
15-919-IN 1st Action: Location:	05/01/2015 Assistance, other [REDACTED]	1320	Medical assist, assist EMS crew
15-920-IN 1st Action: Location:	05/01/2015 Investigate [REDACTED]	0732	Medical assist, assist EMS crew
15-921-IN 1st Action: Location:	05/01/2015 Investigate 70 FRANKLIN ST	1505	Service Call, other
15-922-IN 1st Action: Location:	05/01/2015 Investigate 2 TOWNSEND LN	1055	Service Call, other
15-923-IN 1st Action: Location:	05/01/2015 Investigate 27 MAPLE ST MAPLE STREET SCHOOL	1209	Alarm system activation, no fire - unintentional
15-924-IN 1st Action: Location:	05/02/2015 Standby [REDACTED]	0149	Medical assist, assist EMS crew
15-925-IN 1st Action: Location:	05/02/2015 Investigate 17 NORWAY PLAINS RD	0701	Alarm system activation, no fire - unintentional
15-926-IN 1st Action: Location:	05/02/2015 Investigate 6 THOMAS ST	1043	Malicious, mischievous false call, other
15-927-IN 1st Action: Location:	05/02/2015 Investigate 755 COLUMBUS AVE HEADLINES	1114	Alarm system activation, no fire - unintentional
15-928-IN 1st Action: Location:	05/02/2015 Investigate 20 COLUMBUS AVE LINSOTT COURT APARTMENTS	1339	Motor vehicle accident with injuries
15-929-IN 1st Action: Location:	05/02/2015 Investigate FOUR ROD RD BAXTER LAKE BOAT LAUNCH	1917	Person in distress, other
15-930-IN 1st Action: Location:	05/02/2015 Investigate 13 WALNUT ST	2100	Electrical wiring/equipment problem, other
15-931-IN 1st Action: Location:	05/02/2015 Fill-in or moveup ***UNKNOWN** BERWICK FIRE STATION	0953	Cover assignment, standby, moveup

Rochester Fire Department
Incident Status

6/11/15

Incident	Incident Date	Alarm Time	Incident Type
15-932-IN 1st Action: Location:	05/02/2015	1237	Medical assist, assist EMS crew Provide manpower [REDACTED]
15-933-IN 1st Action: Location:	05/02/2015	1335	Motor vehicle accident with injuries Provide first aid & check for injuries GONIC RD NEAR COLBY ST
15-934-IN 1st Action: Location:	05/02/2015	1738	Alarm system sounded due to malfunction Investigate 194 BROCK ST MARSH VIEW
15-935-IN 1st Action: Location:	05/02/2015	2103	Unauthorized burning Investigate 552 PORTLAND ST
15-936-IN 1st Action: Location:	05/02/2015	2248	Service Call, other Investigate 17 RUDMAN DR
15-937-IN 1st Action: Location:	05/02/2015	2328	Medical assist, assist EMS crew Assistance, other [REDACTED]
15-938-IN 1st Action: Location:	05/03/2015	0049	Medical assist, assist EMS crew Investigate [REDACTED]
15-939-IN 1st Action: Location:	05/03/2015	1120	Medical assist, assist EMS crew Assistance, other [REDACTED]
15-940-IN 1st Action: Location:	05/03/2015	1529	Brush or brush-and-grass mixture fire Investigate 60 BERNARD RD
15-941-IN 1st Action: Location:	05/03/2015	1621	Dispatched & canceled en route Cancelled en route 299 NORTH MAIN ST CUMBERLAND FARMS STORE
15-942-IN 1st Action: Location:	05/03/2015	1831	Motor vehicle accident with injuries Investigate HILLSDALE RD
15-943-IN 1st Action: Location:	05/03/2015	1841	Unauthorized burning Investigate FOREST PARK DR
15-944-IN 1st Action: Location:	05/04/2015	1045	Gas leak (natural gas or LPG) Investigate 1 HUSSEY ST
15-945-IN 1st Action: Location:	05/04/2015	1757	Alarm system sounded due to malfunction Investigate 25 OLD DOVER RD IMC MAGNETICS

Rochester Fire Department
Incident Status

6/11/15

Incident	Incident Date	Alarm Time	Incident Type
15-946-IN 1st Action: Location:	05/04/2015	1042	EMS call, excluding vehicle accident with injury Provide basic life support (BLS) [REDACTED]
15-947-IN 1st Action: Location:	05/04/2015	1335	Medical assist, assist EMS crew Investigate [REDACTED]
15-948-IN 1st Action: Location:	05/04/2015	1642	Good intent call, other Investigate 23 WAKEFIELD ST ROCHESTER POLICE DEPARTMENT
15-949-IN 1st Action: Location:	05/04/2015	2000	Medical assist, assist EMS crew Assistance, other [REDACTED]
15-950-IN 1st Action: Location:	05/04/2015	1845	Lock-out Forcible entry LILAC MALL K MART
15-951-IN 1st Action: Location:	05/04/2015	1714	Smoke detector activation, no fire - unintentional Investigate 23 MEADERBORO RD [RP]
15-952-IN 1st Action: Location:	05/04/2015	0700	Motor vehicle accident with no injuries. Investigate 111 SOUTH MAIN ST @ 9 LAMBERT CT
15-953-IN 1st Action: Location:	05/04/2015	0738	Medical assist, assist EMS crew Provide manpower [REDACTED]
15-954-IN 1st Action: Location:	05/04/2015	0937	Hazardous condition, Other Remove hazard 6 VILLAGE LN
15-955-IN 1st Action: Location:	05/04/2015	1143	Brush or brush-and-grass mixture fire Extinguishment by fire service personnel 76 FOUR ROD RD @ 145 SAMPSON RD
15-956-IN 1st Action: Location:	05/04/2015	2200	Service Call, other Investigate 24 HOLLY PARK LN
15-957-IN 1st Action: Location:	05/04/2015	1501	Brush or brush-and-grass mixture fire Extinguishment by fire service personnel 189 NORTH MAIN ST HOLY ROSARY CHURCH
15-959-IN 1st Action: Location:	05/04/2015	1051	Brush or brush-and-grass mixture fire Extinguishment by fire service personnel 18 WINTER ST [RP]
15-958-IN 1st Action: Location:	05/05/2015	0736	Medical assist, assist EMS crew Investigate [REDACTED]

Rochester Fire Department
Incident Status

6/11/15

Incident	Incident Date	Alarm Time	Incident Type
15-960-IN 1st Action: Location:	05/05/2015 Investigate 180 ROCHESTER HILL RD	1044	Motor vehicle accident with injuries TRINITY ANGLICAN CHURCH
15-961-IN 1st Action: Location:	05/05/2015 Investigate ESTES RD	1244	Brush or brush-and-grass mixture fire
15-962-IN 1st Action: Location:	05/05/2015 Investigate WINTER ST	1617	Service Call, other
15-963-IN 1st Action: Location:	05/05/2015 Investigate 4 MILTON RD	1524	Motor vehicle accident with injuries O'REILLY AUTOMOTIVE STORES INC. #4502
15-964-IN 1st Action: Location:	05/05/2015 Extinguishment by fire service personnel 100 TEN ROD RD	1720	Grass fire MYHRE EQUINE CLINIC
15-965-IN 1st Action: Location:	05/05/2015 Investigate 45 CHARLES ST	2010	Citizen complaint
15-966-IN 1st Action: Location:	05/06/2015 Investigate 15-1 PICKERING RD	1030	Smoke scare, odor of smoke
15-967-IN 1st Action: Location:	05/06/2015 Investigate 105 WHITEHOUSE RD	1305	Smoke scare, odor of smoke AMAZON PARK
15-968-IN 1st Action: Location:	05/06/2015 Investigate 5 WALDRON AVE	0958	Oil or other combustible liquid spill PARKS' LAUNDROMAT
15-969-IN 1st Action: Location:	05/06/2015 Provide first aid & check for injuries 130 WASHINGTON ST	1452	Motor vehicle accident with injuries SHELL STATION
15-970-IN 1st Action: Location:	05/06/2015 Investigate 293 SALMON FALLS RD	1652	Unauthorized burning JACOBS, DOROTHY
15-971-IN 1st Action: Location:	05/06/2015 Assistance, other [REDACTED]	1640	Medical assist, assist EMS crew
15-972-IN 1st Action: Location:	05/06/2015 Investigate 30 HANCOCK ST	1736	Good intent call, other
15-973-IN 1st Action: Location:	05/06/2015 Provide manpower [REDACTED]	1746	Medical assist, assist EMS crew

Rochester Fire Department
Incident Status

6/11/15

Incident	Incident Date	Alarm Time	Incident Type
15-974-IN 1st Action: Location:	05/06/2015	1754	Dispatched & canceled en route Cancelled en route 25 NORWAY PLAINS RD [RP]
15-975-IN 1st Action: Location:	05/06/2015	1613	Medical assist, assist EMS crew Provide manpower [REDACTED]
15-976-IN 1st Action: Location:	05/06/2015	2012	Gasoline or other flammable liquid spill Hazardous materials spill control and confinement 12 MORGAN RD
15-977-IN 1st Action: Location:	05/06/2015	2044	Unauthorized burning Extinguishment by fire service personnel 34 CHESTNUT ST [RP]
15-978-IN 1st Action: Location:	05/06/2015	2005	Unauthorized burning Extinguishment by fire service personnel 46 PINE ST @ 6 WALDRON AVE
15-979-IN 1st Action: Location:	05/06/2015	2112	Medical assist, assist EMS crew Provide basic life support (BLS) [REDACTED]
15-980-IN 1st Action: Location:	05/07/2015	0029	Vehicle accident, general cleanup Investigate FARMINGTON RD SB ON RAMP TO RT 16
15-981-IN 1st Action: Location:	05/07/2015	0800	Good intent call, other Investigate EVANS RD MEADERBORO END
15-982-IN 1st Action: Location:	05/07/2015	1123	Alarm system activation, no fire - unintentional Investigate 150 WAKEFIELD ST ROCHESTER COMMUNITY CENTER
15-983-IN 1st Action: Location:	05/07/2015	0805	Dispatched & canceled en route Cancelled en route 23 WAKEFIELD ST LOBBY - POLICE STATION
15-984-IN 1st Action: Location:	05/07/2015	1304	Brush or brush-and-grass mixture fire Extinguishment by fire service personnel 126 CHAMBERLAIN ST @ 85 WHITEHALL RD
15-985-IN 1st Action: Location:	05/07/2015	1200	Electrical wiring/equipment problem, other Investigate 438 GONIC RD ROCHESTER VETERINARY CLINIC
15-986-IN 1st Action: Location:	05/07/2015	1329	Alarm system activation, no fire - unintentional Investigate 56 SAMPSON RD EDWARD BEAL RESIDENCE
15-987-IN 1st Action: Location:	05/07/2015	1343	Medical assist, assist EMS crew Provide manpower [REDACTED]

Rochester Fire Department
Incident Status

6/11/15

Incident	Incident Date	Alarm Time	Incident Type
15-988-IN 1st Action: Location:	05/07/2015 Investigate 616 PORTLAND ST	1445	Brush or brush-and-grass mixture fire BRIDLE WOODS
15-989-IN 1st Action: Location:	05/08/2015 Investigate 48 PORTLAND ST @ 57 SOUTH MAIN ST	1703	Motor vehicle accident with injuries
15-990-IN 1st Action: Location:	05/08/2015 Investigate 45 CROW HILL RD	1735	Unintentional transmission of alarm, other ADAM CHICK
15-991-IN 1st Action: Location:	05/08/2015 Investigate 19 MCNEIL DR	2146	Unauthorized burning
15-992-IN 1st Action: Location:	05/08/2015 Provide manpower [REDACTED]	2255	Medical assist, assist EMS crew
15-993-IN 1st Action: Location:	05/09/2015 Provide basic life support (BLS) 65 HIGHLAND ST ACROSS FROM DUNKIN DONUTS	1004	Motor vehicle accident with injuries
15-994-IN 1st Action: Location:	05/09/2015 Extinguishment by fire service personnel 103 NORTH MAIN ST ACROSS FROM LILAC CITY GRILL	1007	Brush or brush-and-grass mixture fire
15-995-IN 1st Action: Location:	05/09/2015 Investigate 18 MAPLEWOOD AVE	1154	Good intent call, other
15-996-IN 1st Action: Location:	05/09/2015 Investigate 11 WHITEHALL RD FRISBIE MEMORIAL HOSPITAL	1642	Alarm system activation, no fire - unintentional
15-997-IN 1st Action: Location:	05/09/2015 Assistance, other [REDACTED]	2234	Medical assist, assist EMS crew
15-998-IN 1st Action: Location:	05/09/2015 Investigate [REDACTED]	1605	Medical assist, assist EMS crew
15-1007-IN 1st Action: Location:	05/09/2015 Provide equipment 12 DEER LN	1930	Cover assignment, standby, moveup
15-1008-IN 1st Action: Location:	05/09/2015 Investigate 17 FLAT ROCK BRIDGE RD	1911	Good intent call, other
15-1010-IN 1st Action: Location:	05/09/2015 Forcible entry 96 MILTON RD MARKET BASKET	1847	Lock-out

Rochester Fire Department
Incident Status

6/11/15

Incident	Incident Date	Alarm Time	Incident Type
15-1017-IN 1st Action: Location:	05/09/2015	2050	Medical assist, assist EMS crew
	Provide manpower [REDACTED]		
15-1018-IN 1st Action: Location:	05/09/2015	2015	Citizen complaint
	Enforce codes 26 HIGHLAND ST		
15-999-IN 1st Action: Location:	05/10/2015	1128	Medical assist, assist EMS crew
	Assistance, other [REDACTED]		
15-1000-IN 1st Action: Location:	05/10/2015	1245	Motor vehicle accident with injuries
	Investigate 11 FARMINGTON RD GRANITE STEAK & GRILLE		
15-1001-IN 1st Action: Location:	05/10/2015	1354	Brush or brush-and-grass mixture fire
	Investigate 51 FOUR ROD RD GRANDVIEW CAMPING AREA		
15-1002-IN 1st Action: Location:	05/10/2015	1458	Motor vehicle accident with injuries
	Investigate 295 COLUMBUS AVE ELKS LODGE 1393		
15-1003-IN 1st Action: Location:	05/10/2015	1800	Motor vehicle accident with no injuries.
	Investigate 127 MILTON RD @ 7 AMAROSA DR		
15-1004-IN 1st Action: Location:	05/10/2015	1638	Medical assist, assist EMS crew
	Assistance, other [REDACTED]		
15-1009-IN 1st Action: Location:	05/10/2015	0232	Dispatched & canceled en route
	Cancelled en route 29 JAY WAY		
15-1005-IN 1st Action: Location:	05/11/2015	0203	Dispatched & canceled en route
	Cancelled en route 14 ADRIEN CIR ROBERGE MANOR HOUSING		
15-1006-IN 1st Action: Location:	05/11/2015	0155	Medical assist, assist EMS crew
	Assistance, other [REDACTED]		
15-1011-IN 1st Action: Location:	05/11/2015	1303	Lock-out
	Forcible entry 116 FARMINGTON RD WALMART #2330		
15-1012-IN 1st Action: Location:	05/11/2015	1756	Unauthorized burning
	Extinguishment by fire service personnel 36 FARMINGTON RD NORTHGATE APARTMENTS		
15-1013-IN 1st Action: Location:	05/11/2015	2014	Unauthorized burning
	Extinguishment by fire service personnel 5 HENRY DR		

Rochester Fire Department
Incident Status

6/11/15

Incident	Incident Date	Alarm Time	Incident Type
15-1014-IN 1st Action: Location:	05/12/2015 Provide manpower [REDACTED]	0915	Medical assist, assist EMS crew
15-1015-IN 1st Action: Location:	05/12/2015 Investigate 17 ACADEMY ST	0935	Citizen complaint
15-1016-IN 1st Action: Location:	05/12/2015 Investigate [REDACTED]	1246	Medical assist, assist EMS crew
15-1019-IN 1st Action: Location:	05/12/2015 Assistance, other 70 TEBBETTS RD @ 187 OLD DOVER RD	1708	Vehicle accident, general cleanup
15-1020-IN 1st Action: Location:	05/12/2015 Investigate 826 SALMON FALLS RD	1730	Vehicle accident, general cleanup
15-1021-IN 1st Action: Location:	05/12/2015 Provide equipment W FIRST ST	1552	Cover assignment, standby, moveup
15-1022-IN 1st Action: Location:	05/12/2015 Investigate ROCHESTER HILL RD IN FRONT OF BENEDICTS	1720	Motor vehicle accident with injuries
15-1023-IN 1st Action: Location:	05/12/2015 Investigate [REDACTED]	2044	Medical assist, assist EMS crew
15-1031-IN 1st Action: Location:	05/12/2015 Forcible entry 35 ANDERSON LN	0633	Lock-out
15-1024-IN 1st Action: Location:	05/13/2015 Provide manpower [REDACTED]	0056	Medical assist, assist EMS crew
15-1025-IN 1st Action: Location:	05/13/2015 Extinguishment by fire service personnel 22 ROCHESTER AVE	1053	Structure fire, other (Conversion only)
15-1026-IN 1st Action: Location:	05/13/2015 Extinguishment by fire service personnel 16 BRIDGE ST ST ELIZABETH SETON SCHOOL	1438	Natural vegetation fire, other
15-1027-IN 1st Action: Location:	05/13/2015 Investigate 72 LAFAYETTE ST ROCHESTER FAIR GRAND STANDS	1438	Service Call, other
15-1028-IN 1st Action: Location:	05/13/2015 Investigate MILTON RD BETWEEN CUMBERLAND FARMS AND MARKET BASKET	1058	Service Call, other

Rochester Fire Department
Incident Status

6/11/15

Incident	Incident Date	Alarm Time	Incident Type
15-1029-IN 1st Action: Location:	05/13/2015	2011	Service Call, other Assistance, other 50 SEASONS LN
15-1030-IN 1st Action: Location:	05/13/2015	2048	Medical assist, assist EMS crew Provide manpower [REDACTED]
15-1042-IN 1st Action: Location:	05/13/2015	2032	113 SOUTH MAIN ST MONSTER GAS
15-1044-IN 1st Action: Location:	05/13/2015	2217	Medical assist, assist EMS crew Investigate [REDACTED]
15-1045-IN 1st Action: Location:	05/13/2015	1741	Motor vehicle accident with injuries Investigate 12 DREYER WAY
15-1046-IN 1st Action: Location:	05/13/2015	2008	Medical assist, assist EMS crew Investigate [REDACTED]
15-1047-IN 1st Action: Location:	05/13/2015	1852	Service Call, other Investigate 53 SENECA ST Cocheco River Estates MHP
15-1032-IN 1st Action: Location:	05/14/2015	1255	Brush or brush-and-grass mixture fire Extinguishment by fire service personnel 248 WALNUT ST
15-1033-IN 1st Action: Location:	05/14/2015	1706	Brush or brush-and-grass mixture fire Extinguishment by fire service personnel 21 FIDDLEHEAD LN
15-1054-IN 1st Action: Location:	05/14/2015	2223	Vehicle accident, general cleanup Investigate 90 WAKEFIELD ST @ 2 PLEASANT ST
15-1055-IN 1st Action: Location:	05/14/2015	2336	Building fire Ventilate 19 NORWAY PLAINS RD
15-1034-IN 1st Action: Location:	05/15/2015	0209	Cover assignment, standby, moveup Fill-in, standby, other MAIN ST SANFORD CENTRAL STATION
15-1035-IN 1st Action: Location:	05/15/2015	0626	Medical assist, assist EMS crew Assistance, other [REDACTED]
15-1036-IN 1st Action: Location:	05/15/2015	1046	Service Call, other Investigate 9 SUNSET DR NESBOT, MARCIA

Rochester Fire Department
Incident Status

6/11/15

Incident	Incident Date	Alarm Time	Incident Type
15-1037-IN 1st Action: Location:	05/15/2015 Investigate 28 INDUSTRIAL WAY	0840	Good intent call, other EASTERN PROPANE
15-1038-IN 1st Action: Location:	05/15/2015 Investigate 346 CHESTNUT HILL RD	1239	Motor vehicle accident with no injuries.
15-1039-IN 1st Action: Location:	05/15/2015 Investigate 89 STRAFFORD RD	1830	Motor vehicle accident with injuries
15-1040-IN 1st Action: Location:	05/15/2015 Investigate 27 ESTES RD	1838	Unauthorized burning
15-1041-IN 1st Action: Location:	05/15/2015 Forcible entry 11 CHURCH ST [RP]	2002	Lock-out
15-1043-IN 1st Action: Location:	05/15/2015 Refer to proper authority 77 SOUTH MAIN ST	0003	Motor vehicle accident with no injuries. FRIENDLY'S RESTAURANT
15-1053-IN 1st Action: Location:	05/15/2015 Investigate 93 CHARLES ST	0629	Alarm system activation, no fire - unintentional DESIREE'S PLACE
15-1048-IN 1st Action: Location:	05/16/2015 Investigate 57 ELM ST	1339	Cover assignment, standby, moveup POWER LINES
15-1049-IN 1st Action: Location:	05/16/2015 Provide apparatus 92 COCHECO ST	1348	Cover assignment, standby, moveup
15-1051-IN 1st Action: Location:	05/16/2015 Investigate FARMINGTON RD	1636	Motor vehicle accident with injuries ACROSS FROM THE TOYOTA DEALERSHIP
15-1052-IN 1st Action: Location:	05/16/2015 Investigate 65 LAFAYETTE ST	1807	Alarm system activation, no fire - unintentional STEVEN KURTZ RESIDENCE
15-1090-IN 1st Action: Location:	05/16/2015 Provide manpower [REDACTED]	2302	Medical assist, assist EMS crew
15-1091-IN 1st Action: Location:	05/16/2015 Investigate [REDACTED]	2242	Medical assist, assist EMS crew
15-1092-IN 1st Action: Location:	05/16/2015 Investigate 74 CROW HILL RD	2222	Unauthorized burning

Rochester Fire Department
Incident Status

6/11/15

Incident	Incident Date	Alarm Time	Incident Type
15-1056-IN 1st Action: Location:	05/17/2015	0920	Grass fire Extinguishment by fire service personnel 150 WAKEFIELD ST ROCHESTER COMMUNITY CENTER
15-1057-IN 1st Action: Location:	05/17/2015	1346	Alarm system sounded due to malfunction Investigate 11 WHITEHALL RD FRISBIE MEMORIAL HOSPITAL
15-1058-IN 1st Action: Location:	05/17/2015	1331	Grass fire Extinguishment by fire service personnel 39 SOUTH MAIN ST HAIR EXCITEMENT
15-1059-IN 1st Action: Location:	05/17/2015	2000	Service Call, other Assistance, other 1 NORTH CRANBERRY LN
15-1060-IN 1st Action: Location:	05/17/2015	2159	Unauthorized burning Investigate 194 TEN ROD RD
15-1075-IN 1st Action: Location:	05/17/2015	1622	Cover assignment, standby, moveup Provide apparatus 40 SKYDIVE LN SKYDIVE NEW ENGLAND
15-1061-IN 1st Action: Location:	05/18/2015	0012	Medical assist, assist EMS crew Investigate [REDACTED]
15-1062-IN 1st Action: Location:	05/18/2015	0604	Medical assist, assist EMS crew Assistance, other [REDACTED]
15-1063-IN 1st Action: Location:	05/18/2015	0800	Motor vehicle accident with injuries Investigate HIGHLAND ST AREA OF 9
15-1064-IN 1st Action: Location:	05/18/2015	0727	Medical assist, assist EMS crew Provide basic life support (BLS) [REDACTED]
15-1065-IN 1st Action: Location:	05/18/2015	1516	Medical assist, assist EMS crew Assistance, other [REDACTED]
15-1066-IN 1st Action: Location:	05/18/2015	1622	Lock-out Assistance, other 30 CHESTNUT ST *LOBBY*
15-1067-IN 1st Action: Location:	05/18/2015	1640	Brush or brush-and-grass mixture fire Investigate 104 SOUTH MAIN ST WALGREEN'S DRUG STORE
15-1068-IN 1st Action: Location:	05/18/2015	1518	No incident found on arrival at dispatch address Investigate 150 WAKEFIELD ST ROCHESTER SCHOOL DEPARTMENT - CONF RM 2

Rochester Fire Department
Incident Status

6/11/15

Incident	Incident Date	Alarm Time	Incident Type
15-1069-IN 1st Action: Location:	05/18/2015	1540	Unauthorized burning
	Investigate 71 LOWELL ST WALKING TRAILS BEHIND ST MARY CHURCH		
15-1070-IN 1st Action: Location:	05/18/2015	1651	Dispatched & canceled en route
	Cancelled en route 130 SOUTH MAIN ST VARNEY'S LAUNDROMAT		
15-1071-IN 1st Action: Location:	05/18/2015	1720	Motor vehicle accident with no injuries.
	Investigate 53 COLUMBUS AVE JIMMY JONES LOCKER		
15-1072-IN 1st Action: Location:	05/18/2015	1712	Good intent call, other
	Investigate 4 MILTON RD O'REILLY AUTOMOTIVE STORES INC. #4502		
15-1073-IN 1st Action: Location:	05/18/2015	2340	Medical assist, assist EMS crew
	Assistance, other [REDACTED]		
15-1081-IN 1st Action: Location:	05/18/2015	2341	Medical assist, assist EMS crew
	Provide manpower [REDACTED]		
15-1120-IN 1st Action: Location:	05/18/2015	1102	
	76 NORTH MAIN ST ROCHESTER DISTRICT COURT		
15-1074-IN 1st Action: Location:	05/19/2015	0951	Motor vehicle accident with injuries
	Provide first aid & check for injuries FLAGG RD ON RTE 125 BY FLAGG RD		
15-1076-IN 1st Action: Location:	05/19/2015	1111	Alarm system activation, no fire - unintentional
	Investigate 90 ROCHESTER NECK RD UNH LANDFILL GAS PROCESSING PLANT		
15-1077-IN 1st Action: Location:	05/19/2015	1332	Medical assist, assist EMS crew
	Provide manpower [REDACTED]		
15-1078-IN 1st Action: Location:	05/19/2015	1652	Carbon monoxide incident
	Investigate 4 LANTERN LN		
15-1079-IN 1st Action: Location:	05/19/2015	1757	Alarm system sounded due to malfunction
	Investigate 2 MCINTYRE CT		
15-1080-IN 1st Action: Location:	05/19/2015	1850	Motor vehicle accident with injuries
	Provide manpower HAVEN HILL RD AT ROCKY HILL RD		
15-1082-IN 1st Action: Location:	05/20/2015	0746	Power line down
	Remove hazard 27 HARDING ST		

Rochester Fire Department
Incident Status

6/11/15

Incident	Incident Date	Alarm Time	Incident Type
15-1083-IN 1st Action: Location:	05/20/2015	1120	Motor vehicle/pedestrian accident (MV Ped)
	Investigate		
	SOUTH MAIN ST		
15-1084-IN 1st Action: Location:	05/20/2015	1208	Good intent call, other
	Investigate		
	48 FARMINGTON RD ROCHESTER TOYOTA		
15-1085-IN 1st Action: Location:	05/20/2015	1734	Brush or brush-and-grass mixture fire
	Extinguishment by fire service personnel		
	280 NORTH MAIN ST HOME DEPOT		
15-1086-IN 1st Action: Location:	05/20/2015	1908	Brush or brush-and-grass mixture fire
	Extinguishment by fire service personnel		
	STILLINGS CT		
15-1087-IN 1st Action: Location:	05/20/2015	1708	Medical assist, assist EMS crew
	Investigate		
	[REDACTED]		
15-1088-IN 1st Action: Location:	05/21/2015	0257	Dispatched & canceled en route
	Cancelled en route		
	15 MOORES CT [RP]		
15-1089-IN 1st Action: Location:	05/21/2015	0509	Medical assist, assist EMS crew
	Assist physically disabled		
	[REDACTED]		
15-1093-IN 1st Action: Location:	05/21/2015	1257	Brush or brush-and-grass mixture fire
	Extinguishment by fire service personnel		
	FOUR ROD RD		
15-1094-IN 1st Action: Location:	05/21/2015	1418	Smoke scare, odor of smoke
	Investigate		
	66 SOUTH MAIN ST BANK OF AMERICA		
15-1095-IN 1st Action: Location:	05/21/2015	1754	Water or steam leak
	Investigate		
	41 WINTER ST [RP]		
15-1096-IN 1st Action: Location:	05/21/2015	1939	Medical assist, assist EMS crew
	Investigate		
	[REDACTED]		
15-1097-IN 1st Action: Location:	05/21/2015	1330	Lock-out
	Assistance, other		
	99 WOODLAND GREEN		
15-1098-IN 1st Action: Location:	05/21/2015	1953	Motor vehicle accident with no injuries.
	Provide manpower		
	64 GONIC RD @ 74 MAIN ST		
15-1099-IN 1st Action: Location:	05/21/2015	2338	Medical assist, assist EMS crew
	Provide manpower		
	[REDACTED]		

Rochester Fire Department
Incident Status

6/11/15

Incident	Incident Date	Alarm Time	Incident Type
15-1100-IN 1st Action: Location:	05/22/2015 Investigate [REDACTED]	0405	Medical assist, assist EMS crew
15-1101-IN 1st Action: Location:	05/22/2015 Investigate 10 RAILROAD AVE GONIC SCHOOL	0907	False alarm or false call, other
15-1102-IN 1st Action: Location:	05/22/2015 Extinguishment by fire service personnel 250 NORTH MAIN ST BURGER KING	0920	Natural vegetation fire, other
15-1103-IN 1st Action: Location:	05/22/2015 Investigate [REDACTED]	1312	Medical assist, assist EMS crew
15-1104-IN 1st Action: Location:	05/22/2015 Investigate 12 SPRINGFIELD CT	1236	Lock-out
15-1105-IN 1st Action: Location:	05/22/2015 Investigate FOUR ROD RD BAXTER LAKE BOAT LAUNCH	1253	Vehicle accident, general cleanup
15-1106-IN 1st Action: Location:	05/22/2015 Investigate 111 SOUTH MAIN ST DUNKIN DONUTS	1508	Good intent call, other
15-1107-IN 1st Action: Location:	05/22/2015 Assistance, other 19 HANSON ST	1855	Lock-out
15-1108-IN 1st Action: Location:	05/22/2015 Provide manpower 86 SOUTH MAIN ST	1753	Cover assignment, standby, moveup
15-1127-IN 1st Action: Location:	05/22/2015 Salvage & overhaul 48 PORTLAND ST CITIZENS BANK	1855	Brush or brush-and-grass mixture fire
15-1109-IN 1st Action: Location:	05/23/2015 Forcible entry [REDACTED]	0323	Medical assist, assist EMS crew
15-1110-IN 1st Action: Location:	05/23/2015 Assistance, other MAPLE STEET STATION COVERAGE	0935	Cover assignment, standby, moveup
15-1111-IN 1st Action: Location:	05/23/2015 Investigate 17 WAKEFIELD ST FEDERAL SAVING BANK	1158	Brush or brush-and-grass mixture fire
15-1112-IN 1st Action: Location:	05/23/2015 Assistance, other [REDACTED]	1434	Medical assist, assist EMS crew

Rochester Fire Department
Incident Status

6/11/15

Incident	Incident Date	Alarm Time	Incident Type
15-1113-IN 1st Action: Location:	05/23/2015	1554	Brush or brush-and-grass mixture fire Extinguishment by fire service personnel 4 MILTON RD O'REILLY AUTOMOTIVE STORES INC. #4502
15-1114-IN 1st Action: Location:	05/23/2015	1636	Brush or brush-and-grass mixture fire Extinguishment by fire service personnel 160 WASHINGTON ST KOHL'S
15-1115-IN 1st Action: Location:	05/23/2015	1719	Motor vehicle accident with injuries Investigate 198 MILTON RD SHELL GASOLINE STATION
15-1116-IN 1st Action: Location:	05/23/2015	1810	Cover assignment, standby, moveup Assistance, other 67 SAW MILL HILL RD
15-1117-IN 1st Action: Location:	05/23/2015	2051	Unauthorized burning Investigate 6 MOORES CT [RP]
15-1118-IN 1st Action: Location:	05/23/2015	2151	Unauthorized burning Investigate 179 FOUR ROD RD
15-1128-IN 1st Action: Location:	05/23/2015	2209	Unauthorized burning Investigate 14 SPRINGFIELD CT
15-1119-IN 1st Action: Location:	05/24/2015	0045	Lock-out Assistance, other 150 ROCHESTER HILL RD HILLVIEW MANOR APARTMENTS
15-1121-IN 1st Action: Location:	05/24/2015	0955	Medical assist, assist EMS crew Provide manpower [REDACTED]
15-1122-IN 1st Action: Location:	05/24/2015	1425	Natural vegetation fire, other Extinguishment by fire service personnel 160 WASHINGTON ST TROPICAL SMOOTHIE CAFE
15-1123-IN 1st Action: Location:	05/24/2015	1020	Service Call, other Investigate 304 WALNUT ST DOUG'S TEXACO
15-1124-IN 1st Action: Location:	05/24/2015	0755	Medical assist, assist EMS crew Provide manpower [REDACTED]
15-1125-IN 1st Action: Location:	05/24/2015	1216	Service Call, other Investigate 138 MILTON RD @ 6 OCEAN WAY
15-1126-IN 1st Action: Location:	05/24/2015	1753	Brush or brush-and-grass mixture fire Extinguishment by fire service personnel 17 WAKEFIELD ST FEDERAL SAVING BANK

Rochester Fire Department
Incident Status

6/11/15

Incident	Incident Date	Alarm Time	Incident Type
15-1129-IN 1st Action: Location:	05/24/2015	0127	Cover assignment, standby, moveup Provide manpower SUNRISE LN NORTHWOOD
15-1160-IN 1st Action: Location:	05/24/2015	2132	Service Call, other Investigate 4 HUNTER CT
15-1130-IN 1st Action: Location:	05/25/2015	1622	Brush or brush-and-grass mixture fire Extinguishment by fire service personnel 6 NORTH MAIN ST ELM GROVE PROPERTY MANAGEMENT
15-1131-IN 1st Action: Location:	05/25/2015	1400	Brush or brush-and-grass mixture fire Extinguishment by fire service personnel 10 RAILROAD AVE GONIC SCHOOL
15-1132-IN 1st Action: Location:	05/25/2015	1924	Motor vehicle accident with injuries Provide first aid & check for injuries 42 OAK ST
15-1133-IN 1st Action: Location:	05/25/2015	2021	Medical assist, assist EMS crew Assist physically disabled [REDACTED]
15-1134-IN 1st Action: Location:	05/26/2015	1200	Good intent call, other Investigate 17 NORWAY PLAINS RD
15-1135-IN 1st Action: Location:	05/26/2015	1500	Alarm system sounded due to malfunction Investigate 21 NORWAY PLAINS RD NORWAY PLAINS APARTMENT COMPLEX
15-1136-IN 1st Action: Location:	05/26/2015	1602	Good intent call, other Investigate 66 SOUTH MAIN ST BANK OF AMERICA
15-1137-IN 1st Action: Location:	05/26/2015	2014	Motor vehicle accident with no injuries. Investigate 72 AUTUMN ST
15-1138-IN 1st Action: Location:	05/26/2015	1756	Fires in structure other than in a building Salvage & overhaul 21 ALICE LN
15-1139-IN 1st Action: Location:	05/26/2015	2043	Medical assist, assist EMS crew Assistance, other [REDACTED]
15-1140-IN 1st Action: Location:	05/26/2015	2139	Medical assist, assist EMS crew Provide manpower [REDACTED]
15-1141-IN 1st Action: Location:	05/26/2015	2225	Dispatched & canceled en route Cancelled en route 16 MAIN ST

Rochester Fire Department
Incident Status

6/11/15

Incident	Incident Date	Alarm Time	Incident Type
15-1142-IN 1st Action: Location:	05/26/2015 Assistance, other [REDACTED]	2314	Medical assist, assist EMS crew
15-1143-IN 1st Action: Location:	05/27/2015 Cancelled en route 160 WASHINGTON ST CLEMENTO'S PIZZERIA AND BREW	0123	Dispatched & canceled en route
15-1144-IN 1st Action: Location:	05/27/2015 Investigate 33 LEONARD ST	1251	Service Call, other
15-1145-IN 1st Action: Location:	05/27/2015 Investigate [REDACTED]	1530	Medical assist, assist EMS crew
15-1146-IN 1st Action: Location:	05/27/2015 Cancelled en route 222 ROLLERCOASTER RD	1626	Dispatched & canceled en route
15-1147-IN 1st Action: Location:	05/27/2015 Assistance, other [REDACTED]	1659	Medical assist, assist EMS crew
15-1148-IN 1st Action: Location:	05/27/2015 Forcible entry 1 NORTH MAIN ST CITIZENS BANK	1418	Lock-out
15-1149-IN 1st Action: Location:	05/27/2015 Investigate [REDACTED]	1810	Medical assist, assist EMS crew
15-1150-IN 1st Action: Location:	05/27/2015 Investigate 93 CHARLES ST DESIREE'S PLACE	0748	Alarm system activation, no fire - unintentional
15-1151-IN 1st Action: Location:	05/27/2015 Undetermined (Conversion only) MCKINLEY ST	1245	Power line down
15-1152-IN 1st Action: Location:	05/27/2015 Investigate 6 WHITE BIRCH LN	2020	CO detector activation due to malfunction
15-1153-IN 1st Action: Location:	05/27/2015 Investigate 19 ACADEMY ST [RP]	2236	CO detector activation due to malfunction
15-1154-IN 1st Action: Location:	05/27/2015 Provide basic life support (BLS) [REDACTED]	2305	Medical assist, assist EMS crew
15-1155-IN 1st Action: Location:	05/27/2015 Provide basic life support (BLS) [REDACTED]	2254	Medical assist, assist EMS crew

Rochester Fire Department
Incident Status


6/11/15

Incident	Incident Date	Alarm Time	Incident Type
15-1170-IN 1st Action: Location:	05/27/2015 Investigate 19 HEATON ST	0634	Unauthorized burning
15-1156-IN 1st Action: Location:	05/28/2015 Investigate 117 WAKEFIELD ST	0013	Smoke detector activation, no fire - unintentional
15-1157-IN 1st Action: Location:	05/28/2015 Investigate FILLMORE BLVD ROCHESTER PARK & RIDE	1639	Good intent call, other
15-1158-IN 1st Action: Location:	05/28/2015 Investigate 25 JUNIPER ST	1641	Arcing, shorted electrical equipment
15-1159-IN 1st Action: Location:	05/28/2015 Investigate [REDACTED]	2041	Medical assist, assist EMS crew
15-1178-IN 1st Action: Location:	05/28/2015 Control traffic 6 HANCOCK ST @ 2 DUBLIN WAY	1040	Power line down
15-1161-IN 1st Action: Location:	05/29/2015 Provide manpower 61 WHITEHOUSE RD BADGER, BARBARA OR MOONEY, ASHLIE	1222	Motor vehicle accident with injuries
15-1162-IN 1st Action: Location:	05/29/2015 Investigate 18 MAIN ST	1700	Vehicle accident, general cleanup
15-1163-IN 1st Action: Location:	05/29/2015 Investigate SPAULDING TPKE NORTH OF THE TOLLS	1654	Service Call, other
15-1164-IN 1st Action: Location:	05/30/2015 Investigate MAIN ST	1138	Attempted burning, illegal action, other
15-1165-IN 1st Action: Location:	05/30/2015 Investigate FARMINGTON RD LITTLE MISS SPOPHIES	1319	Motor vehicle accident with no injuries.
15-1166-IN 1st Action: Location:	05/30/2015 Investigate 332 WASHINGTON ST	1318	Motor vehicle accident with no injuries.
15-1167-IN 1st Action: Location:	05/30/2015 Investigate 11 OLDE FARM LN [RP]	1811	No incident found on arrival at dispatch address
15-1168-IN 1st Action: Location:	05/30/2015 Enforce codes SALMON FALLS RD BEHIND BURKES TREE SERVICE	1839	Unauthorized burning

Rochester Fire Department
Incident Status


6/11/15

Incident	Incident Date	Alarm Time	Incident Type
15-1169-IN 1st Action: Location:	05/30/2015	2054	Dispatched & canceled en route
	Cancelled en route EXIT16 SPAULDING TPKE SPAULDING TURNPIKE		
15-1171-IN 1st Action: Location:	05/31/2015	1032	Good intent call, other
	Investigate 11 FLAT ROCK BRIDGE RD		
15-1172-IN 1st Action: Location:	05/31/2015	1241	Medical assist, assist EMS crew
	Provide manpower [REDACTED]		
15-1173-IN 1st Action: Location:	05/31/2015	1548	Power line down
	Investigate 15 TRESTLE RD		
15-1174-IN 1st Action: Location:	05/31/2015	1737	CO detector activation due to malfunction
	Investigate 18 WHITEHALL RD		
15-1175-IN 1st Action: Location:	05/31/2015	1813	Motor vehicle accident with injuries
	Investigate 636 COLUMBUS AVE @ 22 LOWELL ST		
15-1176-IN 1st Action: Location:	05/31/2015	1929	Dispatched & canceled en route
	Cancelled en route 2 TINGLEY ST		
15-1177-IN 1st Action: Location:	05/31/2015	2325	Dispatched & canceled en route
	Cancelled en route 17 NORWAY PLAINS RD		



This page has
been
intentionally left
blank.





Rochester Public Library
65 South Main St.
Rochester, NH 03867

6/11/15
Main Desk: (603) 332-1428
Reference: 335-7550
Children's: 335-7549
Fax: 335-7582
www.rpl.lib.nh.us

MONTHLY REPORT

May 2015

There were a total of 17,579 items circulated with 12,047 people visiting the library in the month of May. Two hundred fifty-eight patrons used the library's Internet computers for 1,255 hours. Visitors to the library's web site numbered 9,003. Current number of patron registrations is 34,932. Interlibrary loan activity included 70 materials borrowed from other libraries and 182 loaned to other libraries.


Children's Room Librarian, Marie Kelly and the rest of the talented Children's Room staff were busy preparing for the Children's Summer Reading Program. "Don't Bug Me....I'm Reading!" will be the theme this summer. A calendar of all summer events is available at the Children's Room desk and the library website.

Free Comic Book Day was celebrated throughout many shops and businesses in downtown Rochester on May 2nd. The Library was happy to participate again this year, allowing patrons to be treated to a free comic book when visiting the library. This was a fun family event located throughout downtown Rochester with special guests, graphic novel creators, costume characters, and of course free comic books.

The Library was pleased to exhibit the recent work of abstract artist, Daryl-Ann Hurst, of Rochester. Large and small pieces highlight her fearless use of color, many of which incorporate palette knife work and oil pastels. Hurst has also begun to introduce figurative elements in some pieces which she says emerge as a result of her subliminal right-brain expressive tendencies. This solo exhibit ran through the month of May.

In addition to the print versions of available books, 280 of our Library patrons downloaded 1,282 e-books to media devices through the library's web site this month. The RPL website also enabled 19 patrons access to Mango Languages.

Trustees meet on June 23rd in the Rose Room of the library at 6pm.



This page has
been
intentionally left
blank.





Planning and Development
Conservation Commission
Historic District Commission
Arts & Culture Commission

Planning & Development Department
City Hall - Second Floor
31 Wakefield Street
ROCHESTER, NEW HAMPSHIRE 03867-1917
(603) 335-1338 - Fax (603) 335-7585
Web Site: <http://www.rochesternh.net>

PLANNING DEPARTMENT MONTHLY REPORT FOR MAY 2015

The Planning Board, Conservation Commission, Historic District Commission (HDC), and Arts & Culture Commission all met in the month of May. The Planning Board received and approve three requests for extensions, two modification applications, and a site plan/conditional use application and a summary of those are listed below. The Conservation Commission had a busy month of May with several items on their agenda. The HDC reviewed two applications for Certificates of Approval and both were approved. They were also given a presentation by Matthew and Gretchen Scruton for a Barn Preservation Easement for 195 Ten Rod Road. The happenings around Rochester regarding Arts and Culture is also listed below.

The Planning Staff attended various meetings and workshops throughout the month of May. The Chief Planner attended the Seacoast MPO Technical Advisory Committee (TAC) regarding transportation issues in the Seacoast region. Staff also attended the Codes and Ordinance Committee meeting to discuss the draft Sign Ordinance and the draft Aquifer Ordinance, both of which were sent to the full City Council. Staff also attended the TRG meetings for applications that will be going to the Planning Board. The Department staff also met with various developers and citizens of Rochester.

APPLICATIONS REVIEWED BY THE PLANNING BOARD

Michael Harrison, 31A Oak Street Request for an extension to meet precedent conditions. Case# 138-75-R1-14 **APPROVED**

Michael Harrison, 31A Oak Street Application for a modification to an approved lot line revision. Case # 138 – 75 – R1 – 14 **APPROVED**

Granite Ridge Marketplace, Farmington Road Request for an extension to meet precedent conditions. Case# 216-11-GRD-14 **APPROVED**

21 Farmington Road, LLC, 21 Farmington Road (by Berry Surveying & Engineering) Site Plan and Conditional Use to redevelop site including a 2700 sq. ft. building, additional parking, drainage, and landscaping. Case# 216 – 29 – GRD – 15 **APPROVED**

First City Motors, 16 Milton Road (by Berry Surveying & Engineering) Request for extension to an approved site plan. Case # 222 – 88&89 – HC – 14 **APPROVED**

Great Woods Development, LLC Subdivision, Salmon Falls Road (by Norway Plains Associates) Modification to an approved plan to revise the definition of Substantial Completion. Case# 224 – 321,324,328 – R1 – 15 **APPROVED**

APPLICATIONS REVIEWED BY THE CONSERVATION COMMISSION

- 1) The Commission received an update from South East Last regarding the Laverdiere Farm NRCS grant that they applied for. The applications are expected to be reviewed in the next few months, and it is hoped that award notices are distributed by
- 2) The following “Notice of Intent to Cut Wood or Timber / Intent to Excavate” applications were discussed:
 - a) Notice of Intent to Cut - Tax Maps # 201-23&25, Tom Cusano, Spaulding Ave
 - b) Notice of Intent to Excavate- Tax Map# 207-1, Frank Torr, Route 11
 - c) Notice of Intent to Excavate- Tax Map#216-75, State of NH, Chestnut Hill Connector
 - d) Notice of Intent to Cut – Tax Map#206-7, Susan Steele, Chestnut Hill Rd/Channings Ln
 - e) Notice of Intent to Cut – Tax Map# 242-9, Andre Vanderzanden, Salmon Falls Rd/Haven Hill Rd

The Commission asked Staff to review the Vanderznden property file to determine if this property was restricted by a conservation easement and if so, if there are any cutting restrictions.

None of the other applications were of concern.

- 3) The Standard Operating Procedure for procuring conservation easements was reviewed and several changes were suggested. The Commission further requested that Staff research what protocols other communities follow.
- 4) The Chairwoman explained that she and another member made a presentation to the City Council; the presentation highlighted the recent easements secured by the Conservation Commission.
- 5) The Commission discussed the need to conduct an annual review of the Smith-Berube land, and submit a report of the findings to NH DES. They asked Staff to contact NH DES to obtain a template report.

APPLICATIONS REVIEWED BY THE HISTORIC DISTRICT COMMISSION

Profile Bank Certificate of Approval for freestanding pole sign with LED Message Board. HDC Case # 120-421-DC-15. **APPROVED**

Skele-tone Certificate of Approval for painting the front of the shop. HDC Case # 121-15-2-DC-15. **APPROVED**

Barn Preservation Easement 195 Ten Rod Road Matthew and Gretchen Scruton. **APPROVED**

ARTS AND CULTURE COMMISSION ACTIVITIES

The RMFA held a film festival on May 23, 2015 featuring sixteen independent films from around the world. Tickets were only \$8. The RMFA will also be working with the Rochester Fairgrounds on an exhibit during the fair.


On June 3 Main Street will be having its annual fundraiser Wine in the Gardens/Beer in the Woods, Studley's Flower Gardens, 5:00-7:30pm. Silent Auction items include breakfast with the Mayor.

June 17 - Downtown Cash Mob, 5:30-7:30pm purchase from downtown local businesses.

Eric Adema the Owner of the Cast & Grind has open mic night monthly.

Respectfully Submitted,

James B. Campbell,
Director of Planning & Development



This page has
been
intentionally left
blank.



6/11/15



ROCHESTER POLICE DEPARTMENT

23 WAKEFIELD STREET
ROCHESTER NH, 03867-1933

BUSINESS (603) 330-7127
FAX (603) 330-7159
www.rochesterpd.org

"Dedication, Pride, Integrity"

POLICE COMMISSION

LUCIEN G. LEVESQUE
Chairman
BRUCE E. LINDSAY
Vice Chairman
DEREK J. PETERS
Commissioner

MICHAEL J. ALLEN
Chief of Police

June 8, 2015



TO: City Manager Daniel Fitzpatrick

RE: Monthly Report – May 2015

OPERATIONS: Five of the six wards met this reporting period. Attendance was good for most meetings and very good for Ward 5 with more than 25 in attendance which included elected officials. Issues discussed overall included crime statistics, the heroin epidemic, police carrying Narcan, construction in the City and other city related issues, burglaries, thefts from motor vehicles and other property crimes, ward recruitment, consumption of alcohol on private property, the public safety committee, panhandling, face book, and the new hands free law that takes effect on July 1.

There were 35 cases sent up from patrol to the investigations bureau for review and or investigation. Currently there are 73 cases assigned for investigation. Detectives were called out for five cases, 3 untimely deaths, a stabbing and a fatal hit and run. Property crimes detectives have been conducting pawn shop compliance checks. There was good dialog with the stores that were checked and minor corrections made. There were some issues relative to corporate policies with one business that were addressed. We logged 701 pieces of evidence and returned 85 pieces to owners.

COMP STAT: Patrol continues to work on the strategy of heavy self-initiated activity. We have again logged over 1000 traffic stops and more than doubled the amount of arrests from traffic stops for this same period last year. Property crime numbers are down 30% year to date. Our case closure rate is up 11%. The only property crime up slightly for the year is burglary.

COMMUNICATIONS: There is still one vacancy in the Communications Center. We held oral boards for the vacancy and have issued conditional offers. Three specialists are still in various stages of training. We are on track for the NCIC audit to ensure we are CJIS compliant. We did have a State audit to prepare for the federal audit which we passed without any issues.

COMMUNITY ENGAGEMENT OFFICER: This was formerly our POP report. Officer Hayes continues to work with our citizens through social media. It is overall a positive tool for the Department. The Wings and Wheels event is on track for Saturday, June 13, 2015. Officer Hayes attended several boards meetings, including Rotary, the Chamber, Monarch School and the Salvation Army Board. She also participated in the Lilac Mall Armed Forces Day. The recent Department survey has been completed. The results are being tabulated by the Crime Analyst.

K9: There were two tracks and three drug searches in Rochester. The team also participated in the Armed Forces Day at the Lilac Mall, a demonstration at the Rochester Child Care Center and an event at the William Allen School.

TAR: The TAR team responded to two call outs. One for a fatal hit and run involving a bicyclist and for a vehicle that crashed into a residence on Route 202 in East Rochester.

HONOR GUARD: The Honor Guard participated in flag detail for opening day at the Roger Allen Park, in the Police Memorial services in Concord, and a flag detail and firing squad for the Memorial Day parade.

DIVERSION: The final Teen Night for the school year was held with approximately 235 youth attending. This was another great year for this program with support from many areas of the community. Work has begun for the annual National Night Out, always held the first Tuesday in August. Nicole has been working with the State Fire Marshall's office and a state group on a statewide fire setters program for youth. She is also working with a Governor's commission for at-risk youth to develop services for juveniles from diversion to reentry.

SCHOOL RESOURCE OFFICERS: The School year is winding down and both SRO's are busy with activity in their respective schools. Graduation for DARE is set for the end of the month. Approximately 300 youth will be presented with certificates. Two officers have applied for the upcoming opening for the high school SRO. Interviews are set for the middle of June.

ADMINISTRATIVE: Our recent projection continues to show we will have a surplus at the end of the fiscal year. The majority will be realized in salary and benefit lines.

The majority of the service and maintenance contracts have completed the bid process. The uniform and equipment bid has been delayed and is due to be opened June 4.

With the change forthcoming in our property liability insurance carrier, we lost a valuable training source called simunitions. This has been provided at no cost. The new carrier does not offer it. It brings officers through use of force decision making in a realistic but safe environment. We have three certified simunitions instructors, as well as some equipment and will be looking to purchase approximately \$5,000.00 in additional equipment to continue this valuable program on our own.

We recorded nearly 350 hours of training this period, most of it attributed to the advanced first aid that is required in order for us to administer the opiate inhibitor Naloxone.

Officers Garstin, Williams-Hurley and Schacht are in the field training program. Officer Arrajj began the Academy on May 4.

The policy review process continues to move forward. We will be bringing completed policies forward to the Commission as they are completed.

The new Bridging the Gaps Coordinator Molly Martuscello is slated to start at the end of the month. She comes with considerable experience and education having previously worked for the Dover Coalition for Youth and Dover Y2Y as a program specialist. She was a participant in the Dover Y2Y for 7 years.

EMD USE:

There was one Taser display and one Taser deploy this period.

FORFEITURE FUND SPENDING:

There was no forfeiture spending this period.

Respectfully Submitted,

Michael J. Allen

Michael J. Allen
Chief of Police

PC: Rochester Police Commission
File

Rochester Police Dept.

May 2015 Compstat

FIELD ACTIVITIES										
	05/01/2015 - 5/31/2015	05/01/2014 - 05/31/2014	% Change	04/01/2015 - 04/30/2015	03/01/2015 - 3/31/2015	% Change	YTD 15	YTD 14	% Change	YTD 13
Traffic Stops	909	574	58%	1081	1426	-24%	5828	3071	90%	3933
Arrests from Stops	31	26	19%	33	51	-35%	178	97	84%	124
Summons	75	80	-6%	92	129	-29%	493	374	32%	500
Warnings	789	459	72%	922	1218	-24%	5049	2498	102%	3207
No Action	23	16	44%	39	33	18%	155	97	60%	126
Accidents	94	66	42%	71	71	0%	483	388	24%	400
Summons from Accidents	8	3	167%	9	5	80%	45	16	181%	24
Arrests from Accidents	3	2	50%	0	2	-100%	11	7	57%	23
Field Interviews	13	55	-76%	18	14	29%	74	198	-63%	77
DWI	9	6	50%	5	9	-44%	34	27	26%	30
DWI from Accidents	3	2	50%	0	3	-100%	8	5	60%	14

PROPERTY CRIME - OFs by Incident												
Specific Crimes	05/01/2015 - 5/31/2015	05/01/2014 - 5/31/2014	% Change	04/01/2015 - 04/30/2015	03/01/2015 - 3/31/2015	% Change	YTD 15	YTD 14	% Change	YTD 2015 Closure Rate	YTD 2014 Closure Rate	YTD 13
Shoplifting	7	22	-68%	16	8	100%	63	162	-61%	84%	80%	158
Theft from M/V	15	14	7%	30	5	500%	58	72	-19%	5%	1%	55
All Other Theft	36	42	-14%	26	35	-26%	131	183	-28%	27%	17%	198
M/V Theft	1	2	-50%	3	0	0%	9	11	-18%	33%	18%	9
Vandalism	34	42	-19%	31	36	-14%	146	152	-4%	45%	39%	186
Burglary	6	10	-40%	13	6	117%	38	43	-12%	26%	23%	49
Total Property	99	132	-25%	119	90	32%	445	623	-29%	37%	30%	655
PROPERTY CRIME - ARs by Incident												
Specific Crimes	05/01/2015 - 5/31/2015	05/01/2014 - 5/31/2014	% Change	04/01/2015 - 04/30/2015	03/01/2015 - 3/31/2015	% Change	YTD 15	YTD 14	% Change	YTD 2015 Closure Rate	YTD 2014 Closure Rate	YTD 13
Shoplifting	7	15	-53%	12	16	-25%	53	129	-59%	84%	80%	107
Theft from M/V	0	0	0%	2	0	0%	3	1	200%	5%	1%	1
All Other Theft	5	6	-17%	4	5	-20%	35	32	9%	27%	17%	34
M/V Theft	0	1	-100%	1	0	0%	3	2	200%	33%	18%	4
Vandalism	4	13	-69%	13	5	160%	66	59	12%	45%	39%	40
Burglary	0	2	-100%	3	3	0%	10	10	0%	26%	23%	6
Total Property	16	37	-57%	35	29	21%	170	233	-27%	37%	30%	192
DRUG CRIME - OFs by Incident												
Specific Crimes	05/01/2015 - 5/31/2015	05/01/2014 - 5/31/2014	% Change	04/01/2015 - 04/30/2015	03/01/2015 - 3/31/2015	% Change	YTD 15	YTD 14	% Change	YTD 2015 Closure Rate	YTD 2014 Closure Rate	YTD 13
Possession	17	8	113%	37	11	236%	112	48	133%	79%	77%	47
DRUG CRIME - ARs by Incident												
Specific Crimes	05/01/2015 - 5/31/2015	05/01/2014 - 5/31/2014	% Change	04/01/2015 - 04/30/2015	03/01/2015 - 3/31/2015	% Change	YTD 15	YTD 14	% Change	YTD 2015 Closure Rate	YTD 2014 Closure Rate	YTD 13
Possession	17	7	143%	24	6	300%	88	37	138%	79%	77%	35

VIOLENT CRIME - OFs by Incident												
Specific Crimes	05/01/2015 - 5/31/2015	05/01/2014 - 05/31/2014	% Change	04/01/2015 - 04/30/2015	03/01/2015 - 3/31/2015	% Change	YTD 15	YTD 14	% Change	YTD 2015 Closure Rate	YTD 2014 Closure Rate	YTD 13
Homicide	0	1	-100%	0	0	0%	0	1	-100%	100%	100%	0
Robbery	1	0	0%	2	0	0%	4	4	0%	25%	100%	9
Aggravated Assault	5	8	-38%	7	8	-13%	33	31	6%	70%	74%	21
<i>from DV</i>	0	5	-100%	1	4	-75%	11	20	-45%			9
Simple Assault	57	36	58%	33	42	-21%	198	159	25%	61%	66%	176
<i>from DV</i>	24	16	50%	19	25	-24%	103	77	34%			50
Total Violent	63	45	40%	42	50	-16%	235	195	21%	64%	85%	206
VIOLENT CRIME - ARs by Incident												
Specific Crimes	05/01/2015 - 5/31/2015	05/01/2014 - 05/31/2014	% Change	04/01/2015 - 04/30/2015	03/01/2015 - 3/31/2015	% Change	YTD 15	YTD 14	% Change	YTD 2015 Closure Rate	YTD 2014 Closure Rate	YTD 13
Homicide	0	0	0%	0	0	0%	0	0	0%	100%	100%	0
Robbery	0	0	0%	0	0	0%	1	2	100%	25%	100%	5
Aggravated Assault	2	4	-50%	2	6	-67%	23	23	0%	70%	74%	11
Simple Assault	32	21	52%	23	24	-4%	120	105	14%	61%	66%	97
Total Violent	34	25	36%	25	30	-17%	144	130	11%	64%	85%	113

COMMUNICATIONS CALLS FOR SERVICE

Monthly Calls Totals

6/11/15

2015	Priority 1	Priority 2	Priority 3	Proactive	Administrative	Totals
January	473	546	345	1878	1046	4288
February	452	487	337	1633	898	3807
March	393	676	408	2003	1173	4653
April	402	772	448	1559	1061	4242
May	472	901	525	1409	1124	4431
Year to Date	2192	3382	2063	8482	5302	21421

COMMUNICATIONS CALLS FOR SERVICE

Monthly Calls Totals

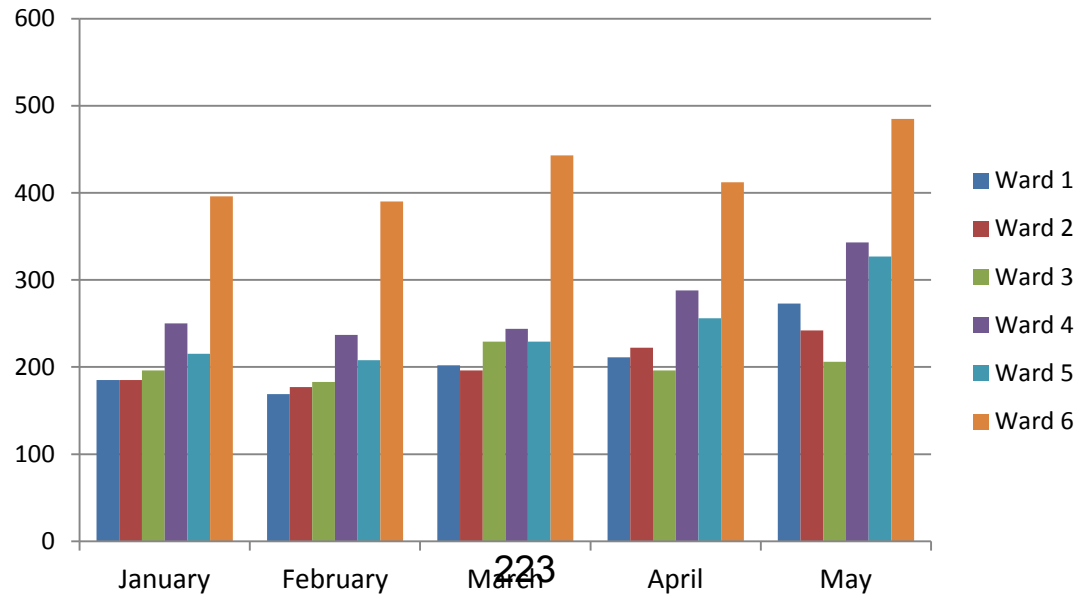
2014	Call Priority 1	Call Priority 2	Call Priority 3	Proactive Duties	Admin Duties	Totals
January	420	562	413	1071	1343	3809
February	374	466	341	1005	1172	3358
March	374	640	379	1255	1438	4086
April	368	755	434	987	1237	3781
May	411	811	475	1211	1298	4206
June	461	824	851	885	1206	4227
July	519	861	672	1284	1319	4655
August	457	987	527	1691	1190	4852
September	433	890	463	1618	1220	4624
October	413	756	437	1695	1035	4336
November	436	685	352	1611	962	4046
December	451	646	395	1510	1002	4004
Year End Totals	5117	8883	5739	15823	14422	49984

Accidents by Ward

6/11/15

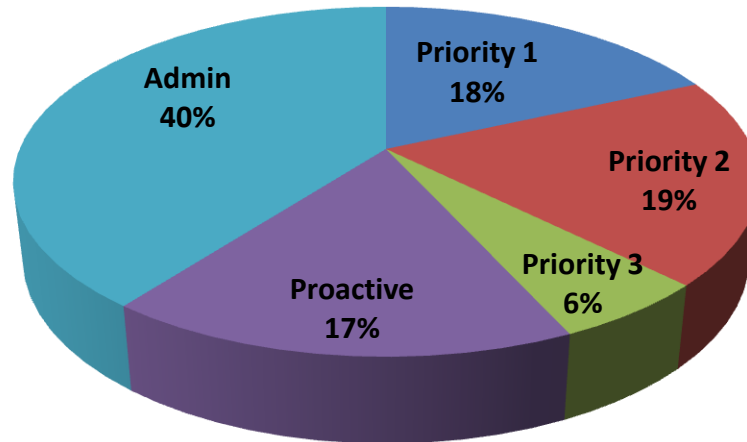
	Ward 1	Ward 2	Ward 3	Ward 4	Ward 5	Ward 6
January	15	13	11	22	24	21
February	17	21	12	34	18	34
March	15	10	3	12	11	19
April	12	11	3	14	14	17
May	10	14	11	13	18	27
YTD	69	69	40	95	85	118

CFS by Ward

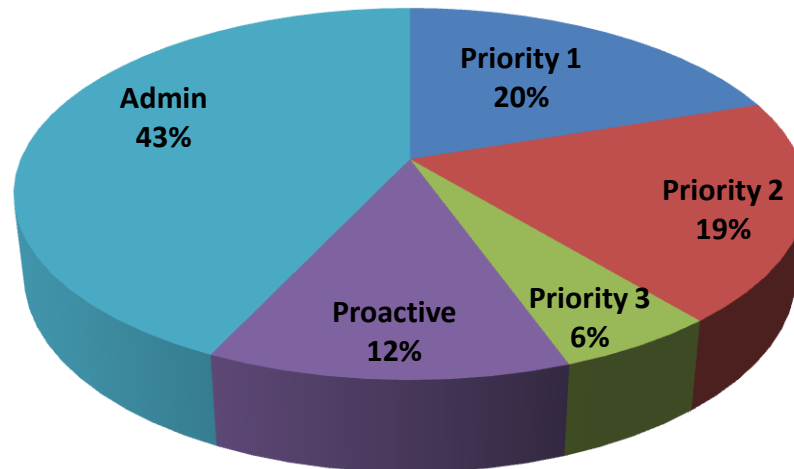


Manpower Hours May 2015

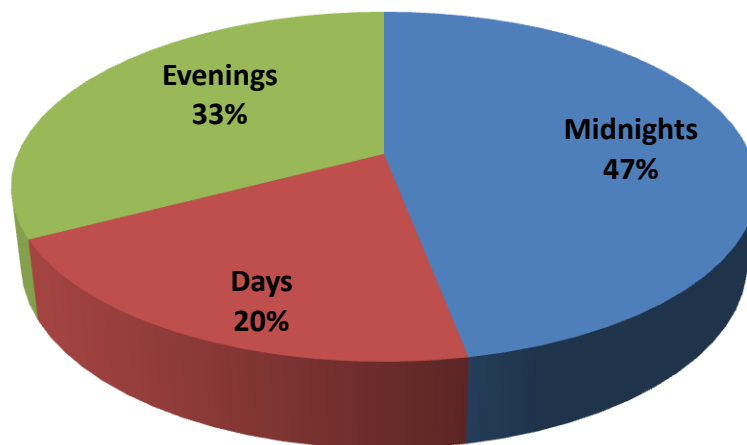
6/11/15



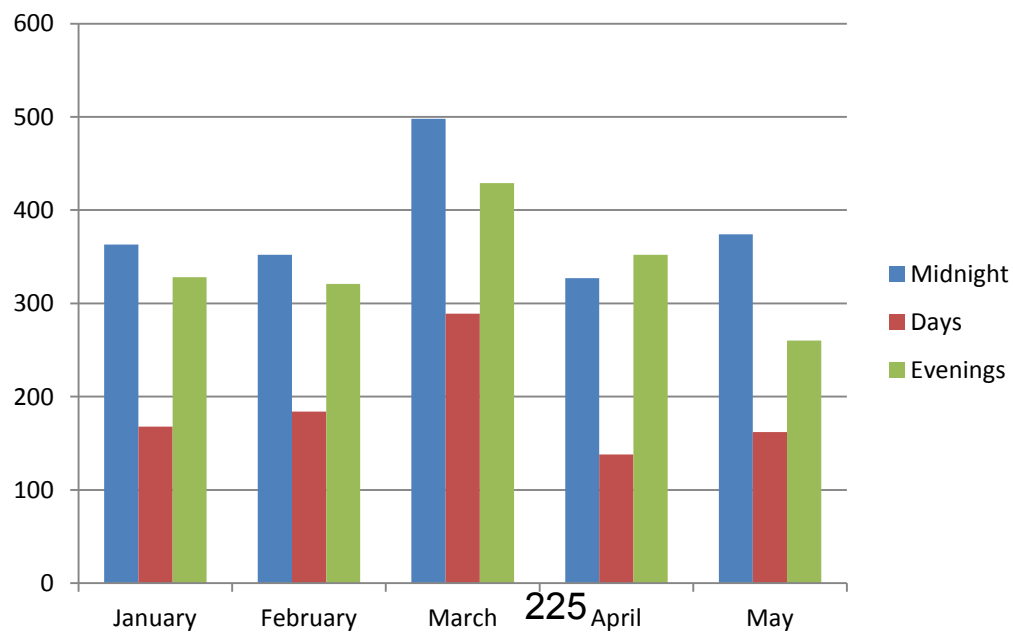
Manpower Hours May 2014




Proactive by Shift May 2015



Proactive by Shift YTD 2015





This page has
been
intentionally left
blank.



ROCHESTER DEPARTMENT OF PUBLIC WORKS MONTHLY REPORT FOR May 2015

NOTE FROM THE INTERIM DIRECTOR

During the month of May, it was announced that two significant positions for the Department would be filled: John Storer accepted an offer of employment for the Director of City Services, and Kirk Beswick accepted an offer of employment for the Facilities Manager of the Buildings and Grounds Division. Both of these gentlemen are scheduled to begin with the City in June. Sam Currier was hired/promoted to an Operator position at the Water Treatment Plant, leaving behind a vacancy at the Wastewater Treatment Plant. Sam has filled a position that was vacated by Jeff Wiggin, who was hired as a part-time custodian in the Buildings and Grounds Division. Stephen Lenox was hired as a part-time grounds employee in the Buildings and Grounds Division.

HIGHWAY, FLEET MAINTENANCE & UTILITIES

Highway Division responded to 78 service calls which were either completed or scheduled for repair. Service calls for the month included sign repairs, traffic signal repair, dead animal removal, pot holes, drainage and installations of new signs. A 30" drain line on Ten Rod Rd was repaired as was 24" pipe and stone headwall on Rochester Neck Road. Staff is still painting crosswalks, stop lines and arrows though out the city. Repairs were made to storm drains located on Charles St. and Rochester Hill Road and on Milton Rd. Routine maintenance for the month involved pothole repairs, street sweeping, graveling and grading dirt roads and catch basin cleaning though out the city. Staff spent a several days at 13 Magic Avenue.

The Fleet Maintenance division worked on converting the gravel spreader over from truck 54 to truck 19. The maintenance crew also repaired the hopper on the street sweeper.

The Utilities Division performed typical maintenance on the water and sewer systems in the month of May. Staff has responded to the increase in Dig Safe due to the commencement of construction season. Norway Plains Road's dead end was closed off where 4x4 trucks had been driving out on city property. Staff has been blowing out water gates for access and continues with manhole inspections. With the warmer weather upon us we have been able to have 2 sewer cleaning groups out cleaning sewer manholes and sewer lines though out the City. Staff has assisted contractor as needed with work being completed on Chesley Hill Road. A collapsed sewer was repaired at 6 Church Street in Gonic and several sunk in manholes around the City have been repaired. Services that were repaired or replace are as follows: 122 Rochester Hill Road, 38 Patton Street, and 4 Weeping Willow.

BUILDINGS AND GROUNDS

In addition to regular requests for maintenance, staff have been helping to replace broken sprinkler heads and install water meters to all the Adopt-a-Spot locations. The maintenance technicians painted Conf. Rm 1A at the Community center and Bourque's flooring replaced the carpet. All Adopt a Spot signs have been put out and all irrigation systems are up and running. Pools are being cleaned and filled water and will be balanced prior to opening day. The part-time grounds guys staff are getting into their reg. mowing schedules and all A/C units are in and working at City buildings. Staff has completed the spring clean up of the grounds at the Community Center. Seacoast Overhead Door replaced two of the springs on the garage door at central fire Station, and staff removed the top of the dog pen outside of the Police Station due to damaged caused from the falling snow this winter.

WATER TREATMENT FACILITY

Treated water volume for the month of May 2015 was approximately 59.2 million gallons from the surface water treatment plant and 8.4 million gallons from groundwater. TOC and coliform analyses were conducted this month, as well as distribution system field sampling. All water quality testing and monitoring was completed in accordance with NHDES requirements. We are pleased to report that the City of Rochester again met and exceeded all State and Federal standards for drinking water. The watershed inspections were conducted on the Berry Pond dam and Oxbow Pond outlet. Staff is profiling the reservoirs for source quality and storage management, which included locating a vintage outlet from Lower Whaleback Pond. Reservoir temperatures have increased 18F and the natural organic matter loading of Berry River reached 12 mg/L of TOC. Equipment and grounds maintenance was performed at the Water Treatment Facility, well, and tanks/stations. Maintenance at the well included wellhead inspection, blower intake cleaning, and chlorine tube replacement. Maintenance at the Water Treatment Facility included feed pump repairs; roof repairs and replacement skylights; pressure washing and sealing of the sand filter basin and effluent trough; and wire to water performance and efficiency testing of the raw water pumps.

NHDES conducted a dam inspection at the reservoir impoundment and spillway. Wright Pierce Engineers are proceeding on the west end spillway repairs, and hydrogeology at Round Pond Gina Drive pump station maintenance to date includes replacement of supply and discharge piping and installation of a new monitor heater. The cross connection surveys and inventory for high hazard devices has been completed. The filter upgrade work to date includes installation of the sand filter under drains, media, and traveling bridge. The media washing and disinfection is scheduled for June. The storage tank maintenance is scheduled to begin next month and to continue through September.

WASTEWATER TREATMENT FACILITY

Staff continues to work with the coalition of communities on related wastewater and Great Bay Estuary issues. Bids have been sent out for Instrumentation Maintenance and Calibration Services, Process Instrumentation and Control Services & Emergency Generator Repair and Maintenance Services. Staff completed training on new hoist truck operation and attended State sponsored training classes. We are working with industries on pretreatment related issues. Annual hoist inspections have been completed. Staff gave a tour to a UNH applied environmental technology class. Annual AFSCM Employee evaluations were completed in May. Staff attended NHDES meeting to review draft 2014 303(d) list. Cleaned final treatment processes for preparation to summer discharge limits. Unitil replaced the natural gas meter at Front Street pump station.. DPW staff hauled freeze/thawed alum sludge to Waste Management. The LCP #2 monitor was repaired and staff is soliciting quotes for guardrail repairs. The Solarbee tech's have been on site for semi-annual maintenance. The wetlands pilot study with Agua, Inc. has started for this summer's growing season. Our technicians have replaced level transducer at Kirsten Ave pump station. Staff is working with Little Miss Sophie's Restaurant on significant grease related issues. We are working with Evoqua to set up a pilot study for the CoMag system. Staff technicians have performed preventative and corrective maintenance on equipment, machinery and instrumentation. All required testing for the EPA and State has been completed and submitted. Average effluent flow for the month = 2.759 Million Gallons per Day (MGD).

Percent of Design flow = Percent of design flow = 54.9%. Percent of design flow for 2015 = 64.9%. Precipitation = 1.33”.

ENGINEERING

- **Chesley Hill Road Reconstruction:** Construction continues. Construction is scheduled to be completed in July 2015.
- **Granite Ridge Public Outlay:** Construction has begun. Construction will continue through 2015.
- **Water Storage Tank Rehabilitation:** A pre-construction meeting is scheduled for June 2, 2015. Construction in 2015.
- **Surface Water Treatment Plant Upgrades:** Construction continues and is scheduled to be completed in late summer/fall 2015.
- **Rte. 125 Pump Station:** Construction continues; however, the contractual final completion date has passed. The contractor estimates final completion in July 2015.
- **Catherine St./Sheridan Ave./Knight St. Area Improvements:** Construction continues. Final completion in spring/early summer 2016.
- **Rochester Reservoir West End Spillway Modifications:** Design complete. Pursuing a wetlands permit. Construction in 2015.
- **Salmon Falls Road/Milton Road Water and Sewer (EDA Project):** 90% design documents have been completed. Anticipate construction start in summer 2015.
- **Howard Brook Culverts Replacement:** Finalizing design. Anticipate construction in 2015.
- **Franklin St./Western Ave. Area Improvements:** Finalizing design. Anticipate construction start in summer 2015. Western Ave. Sewer Pump Station replacement has been rolled into this project. Additional funding has been requested in the FY16 budget to complete the entire scope. If additional funding is not appropriated, this project will be split into two phases: the first phase being rebuild the roadway and utilities in Franklin St. and Western Ave. and build the new Western Ave sewer pump station, and the second phase being rebuild the roadway and utilities in 1st-5th Streets and Adams Avenue.
- **Salmon Falls Rd. HSIP Curve Softening Project:** Working with property owners to obtain necessary temporary and permanent construction easements. Construction of this project is unlikely to occur prior to 2016. The future of this project is uncertain due to challenges with obtaining easements and availability of federal funding.
- **Strafford Square Roundabout:** Federal funding for construction not available until Federal Fiscal Year 2016 (Oct 2015). Design is underway. Construction funds requested in the FY16 budget. Once all utility company fees associated with placing above-ground utilities underground have been received by the City, cost estimates may be revised. Archaeological and historical preservation work must be completed prior to demolition of the building at 2-4 Walnut St.
- **Wakefield Street Reconstruction:** 30% design documents completed. Final Design and Construction funding has been proposed in the FY16 budget.
- **Colonial Pines Sewer Extension:** 60% design documents completed. Construction funds proposed to be phased in over a few years in the CIP budget.
- **Wastewater Interceptor Upgrades:** Evaluation and preliminary design underway.
- **NPDES Permit - Wastewater & MS4 Permit - Stormwater:** Earlier this year, Rochester agreed to certain conditions with EPA in exchange for additional time before a new NPDES permit is issued. The terms of the conditions include such activities as sampling, conducting

studies, and development of plans related to nutrient reduction. The City also awaits issuance of a new MS4 permit.

Memorandum

6/11/15

To: Dan Fitzpatrick, City Manager
Mayor TJ Jean
Members of the City Council

From: Lauren Colanto, Recreation & Arena
Date: June 10, 2015
Re: May Department Report



Senior Walking Tour at Hanson Pines

Master Plan Goal: Increase Level of Staff Training and Development

Recreation staff continues to embrace professional development opportunities which strengthen knowledge and best practices within the department. During the month of May, our Recreation Supervisor represented Rochester at the New Hampshire Parks and Recreation Association (NHRPA) Summer Strategies and Risk Management Conference and our Assistant Director graduated from the State of New Hampshire's Certified Public Supervisor Program. Our Program Coordinator attended the Greater Rochester Chamber of Commerce's Social Media Strategies workshop to assist with continued development to the department's

marketing plan. Training for part time staff continues to be fortified through individual program training and touch bases in which supervisors review department policies and program goals. For record keeping purposes, staff trainings are documented with a sign in sheet containing names of those who attended and topics covered. This process was a recommended best practice learned at one of the NHRPA workshops attended by recreation staff.

Master Plan Goal: Partnering With Other Providers

The recreation department continues to build relationships with several local organizations. The result of these growing relationships has been the ability to network and resource share. Most recently the recreation department has collaborated with the Rochester Housing Authority (RHA). Rochester Recreation Summer Camp will be RHA's official summer

program offering for their youth residents. The rec's partnership with the Rochester School District and the Rochester Police Department continue to flourish through projects like Teen Travel Camp. During May, Michele Halligan-Foley presented to recreation staff and commission member Kevin Barry on the Safe School Healthy



Rotarians at May's Teen Night

Students grant. This presentation not only networked school staff with recreation employees, but also allowed the recreation department an opportunity to learn about the school districts objectives and the integral role of recreation and community building.


Master Plan Goal: Arena Based Programming

May highlighted the Rochester Arena as a multipurpose facility. Two new non ice recreation programs wrapped up in May and received strong reviews; Youth Indoor Lacrosse and Golf. The Arena continues to be an important community resource, hosting for the fourth year in a row the Greater Rochester Chamber of Commerce Community Expo.

May Program Numbers	
3-5 Soccer	40
3-5 T-Ball	41
Adult Floor Hockey	7
Adult Volleyball	49
April Vacation Camp	28
Collaborative Open Gym	20
Hershey Track & Field	60
Youth Box Lacrosse	5
Parent/Child Paint	27
Public Roller Skating	463
Rec Talks	13
Senior Art	24
Senior Breakfast	31
Senior Dance Lessons	13
Senior Meditation	25
Senior Open Gym	22
Senior Power Hour	147
Senior Walking Tours	9
Senior Yoga 9am-10am	49
Senior Yoga 11am-12pm	14
Stay and Play	4
Teen Night	214
Youth Indoor Golf	12
Total May Participants	1317



Michele Halligan-Foley presenting to Recreation Staff on the SSHS Grant.



This page has
been
intentionally left
blank.




City of Rochester Tax Collector's Office
May 31, 2015

Tax Year		Annual Warrant	Collected		Uncollected	
			Amount	%	Amount	%
2014	Warrant	55,068,779	53,666,492.54	97.45%	1,402,286.46	2.55%
2013		53,324,262	52,298,442.77	98.08%	1,025,819.23	1.92%
2012		50,952,912	50,305,993.04	98.73%	646,918.96	1.27%
2011		48,856,892	48,557,027.28	99.39%	299,864.72	0.61%
2010		47,308,832	47,059,620.53	99.47%	249,211.47	0.53%
2009		46,898,827	46,711,815.52	99.60%	187,011.48	0.40%
2008		46,522,769	46,374,582.21	99.68%	148,186.79	0.32%
2007		42,964,450	42,851,553.14	99.74%	112,896.86	0.26%
2006		40,794,160	40,686,471.44	99.74%	107,688.56	0.26%
2005		38,024,453	37,993,755.33	99.92%	30,697.67	0.08%
2004		36,065,496	36,042,202.22	99.94%	23,293.78	0.06%
2003		33,310,579	33,299,852.88	99.97%	10,726.12	0.03%
2002		29,725,878	29,716,235.89	99.97%	9,642.11	0.03%
2001		26,943,136	26,934,739.38	99.97%	8,396.62	0.03%
2000		25,415,248	25,409,120.87	99.98%	6,127.13	0.02%
1999		22,973,308	22,969,079.37	99.98%	4,228.63	0.02%
1998		30,592,529	30,586,714.71	99.98%	5,814.29	0.02%
1997		29,835,914	29,830,142.79	99.98%	5,771.21	0.02%
1996		27,726,424	27,721,642.91	99.98%	4,781.09	0.02%
1995		27,712,029	27,708,767.98	99.99%	3,261.02	0.01%
1994		26,989,803	26,986,789.81	99.99%	3,013.19	0.01%
1993		25,611,050	25,608,232.96	99.99%	2,817.04	0.01%
1992		24,746,736	24,744,940.64	99.99%	1,795.36	0.01%
1991		24,296,285	24,294,507.32	99.99%	1,777.68	0.01%
					4,302,027.47	

Tax Collector

Doreen Jones, CTC



This page has
been
intentionally left
blank.



Rochester, New Hampshire

Inter office Memorandum

TO: Daniel Fitzpatrick
City Manager

FROM: Todd M. Marsh
Director of Welfare

SUBJECT: Analysis of Direct Assistance for May 2015.

DATE: June 10, 2015

This office reported 104 formal client notes for the month of May.

Voucher amounts issued for May 2015 were as follows:

	18 <u>Families</u> 7 new	16 <u>Single</u> 5 new
Burial	1,950.00	1,300.00
Dental00	.00
Electricity	904.70	408.81
Food.....	.00	.00
Fuel heating00	.00
Mortgage00	.00
Medical00	.00
Prescriptions00	28.38
Rent	1,993.00	2,585.92
Temporary Housing	795.00	.00
Transportation	<u>6.00</u>	<u>.00</u>
TOTAL	\$5,648.70	\$4,323.11


This represents an average cost per case/family of \$313.82 and case/Individual of \$270.19 for this month.

Total vouchers issued: \$9,971.81

There was an increase of \$3,320.20 in assistance issued this month compared to May 2014. There was an increase of \$1,003.98 in vouchers issued this month compared to last month.

We received reimbursements from the Interim Assistance Program SSI, State Medicaid and Personal Reimbursements totaling \$350.00.

.



This page has
been
intentionally left
blank.



**RESOLUTION AUTHORIZING THE CITY MANAGER TO ENTER INTO LEASE
AGREEMENT WITH THE NEW HAMPSHIRE DEPARTMENT OF HEATH AND
HUMAN SERVICES**







**BE IT RESOLVED BY THE MAYOR AND CITY COUNCIL OF THE CITY OF
ROCHESTER, AS FOLLOWS:**

That the Mayor and City Council of the City of Rochester, by adoption of this Resolution, authorize the City Manager to enter into a Six (6) month lease agreement with the New Hampshire Department of Health and Human Services (HHS) from July 1, 2015 to December 31, 2015 to temporarily extend HHS's lease with the City for use of Nineteen Thousand Seven Hundred Fifty (19,750) square feet at 150 Wakefield Street, Rochester, New Hampshire, originally signed between the City and HHS on May 24, 2005.

CC FY 15 06-16 AB 178



This page has
been
intentionally left
blank.





6/11/15

City of Rochester Formal Council Meeting

AGENDA BILL

NOTE: Agenda Bills are due by 10 AM on the Monday the week before the City Council Meeting.

AGENDA SUBJECT

Health & Human Services - Lease Document

COUNCIL ACTION ITEM ☒
INFORMATION ONLY ☐FUNDING REQUIRED? YES ☐ NO ☒
* IF YES ATTACH A FUNDING RESOLUTION FORMRESOLUTION REQUIRED? YES ☒ NO ☐FUNDING RESOLUTION FORM? YES ☐ NO ☐

AGENDA DATE	6/16/15	
DEPT. HEAD SIGNATURE	Michael S. Bezanson, PE-Original with signature on file in City Clerks office	
DATE SUBMITTED	6/8/15	
ATTACHMENTS YES <input type="checkbox"/> NO <input type="checkbox"/>	* IF YES, ENTER THE TOTAL NUMBER OF PAGES ATTACHED	

COMMITTEE SIGN-OFF

COMMITTEE	
CHAIR PERSON	

DEPARTMENT APPROVALS

DEPUTY CITY MANAGER	
CITY MANAGER	

FINANCE & BUDGET INFORMATION

FINANCE OFFICE APPROVAL	
SOURCE OF FUNDS	N/A
ACCOUNT NUMBER	
AMOUNT	
APPROPRIATION REQUIRED YES <input type="checkbox"/> NO <input checked="" type="checkbox"/>	

LEGAL AUTHORITY

Resolution

SUMMARY STATEMENT

The State of NH Health and Human Services Lease is set to expire on 6/30/15. The state requires a certificate from Municipalities that states a resolution for the City Manager enter into an agreement. At this time the lease agreement is a temporary 6 month agreement. The permanent 5 or 10 year agreement is pending the State of NH bidding process and funding.

RECOMMENDED ACTION


Resolution authorizing the City Manager to enter into an agreement with the State of NH for this temporary lease and the permanent lease at a later date.

**RESOLUTION AUTHORIZING THE CITY MANAGER TO ENTER INTO
INTERLOCAL AGREEMENT WITH THE CITY OF SOMERSWORTH REGARDING
A JUSTICE ASSISTANCE GRANT (JAG)**

BE IT RESOLVED BY THE MAYOR AND CITY COUNCIL OF THE CITY OF ROCHESTER, AS FOLLOWS:

That the Mayor and City Council of the City of Rochester, by adoption of this Resolution, authorize the City Manager to enter into an interlocal agreement with the City of Somersworth, New Hampshire to apply for a Justice Assistance Grant (JAG). The City of Rochester's portion of the total JAG award will be Twenty Thousand Two Hundred Sixty Four Dollars (\$20,264.00) to be used towards the upgrade of cruiser in-car video recording systems. The City of Somersworth will act as fiscal agent in exchange for Five Percent (5%) of Rochester's portion of the JAG award.

CC FY 15 06-16 AB 176



This page has
been
intentionally left
blank.





6/11/15

City of Rochester Formal Council Meeting

AGENDA BILL

NOTE: Agenda Bills are due by 10 AM on the Monday the week before the City Council Meeting.

AGENDA SUBJECT

Seeking permission from Council to enter into an interlocal agreement with the City of Somersworth to apply for a Justice Assistance Grant .
Rochesters' share of the total JAG award totals \$20,264.00. These funds will be used towards the upgrade of the cruiser in car video systems.

COUNCIL ACTION ITEM ☒
INFORMATION ONLY ☐

FUNDING REQUIRED? YES ☐ NO ☒
* IF YES ATTACH A FUNDING RESOLUTION FORM

RESOLUTION REQUIRED? YES ☒ NO ☐

FUNDING RESOLUTION FORM? YES ☒ NO ☐

AGENDA DATE	Meeting held 6/16/15		
DEPT. HEAD SIGNATURE			
DATE SUBMITTED	6/11/15		
ATTACHMENTS	YES <input checked="" type="checkbox"/> NO <input type="checkbox"/>	* IF YES, ENTER THE TOTAL NUMBER OF PAGES ATTACHED	4

COMMITTEE SIGN-OFF

COMMITTEE	
CHAIR PERSON	

DEPARTMENT APPROVALS

DEPUTY CITY MANAGER	
CITY MANAGER	

FINANCE & BUDGET INFORMATION

FINANCE OFFICE APPROVAL	
SOURCE OF FUNDS	Federal
ACCOUNT NUMBER	TBD
AMOUNT	\$20,264.00
APPROPRIATION REQUIRED	YES <input checked="" type="checkbox"/> NO <input type="checkbox"/>

LEGAL AUTHORITY

Council action required.

SUMMARY STATEMENT

Seeking permission from Council to enter into an interlocal agreement with the City of Somersworth to apply for a Justice Assistance Grant . Rochesters' share of the total JAG award totals \$20,264.00. These funds will be used towards the upgrade of the cruiser in car video systems. Somersworth will act as the fiscal agent for the grant in exchange for 5% of Rochesters' grant received funds.

RECOMMENDED ACTION

AGENDA BILL - FUNDING RESOLUTION

EXHIBIT

Project Name: Justice Assistance Grant interlocal agreement with the City of Somersworth.

Date: 6/11/15

Fiscal Year: FY16

Fund (select):

GF ☐ Water ☐ Sewer ☐ Arena ☐CIP ☐ Water CIP ☐ Sewer CIP ☐ Arena CIP ☐Special Revenue ☒Fund Type: Lapsing ☒ Non-Lapsing ☐

Deauthorization

	Org #	Object #	Project #	Fed Amount \$	State Amount \$	Local Amount \$
1	NEW			-	-	-
2				-	-	-
3				-	-	-
4				-	-	-

Appropriation

	Org #	Object #	Project #	Fed Amount \$	State Amount \$	Local Amount \$
1	TBD	TBD	TBD	\$20,264.00 -	-	-
2				-	-	-
3				-	-	-
4				-	-	-

Revenue

	Org #	Object #	Project #	Fed Amount \$	State Amount \$	Local Amount \$
1	TBD	TBD	TBD	\$20,264.00 -	-	-
2				-	-	-
3				-	-	-
4				-	-	-

DUNS # TBD


CFDA # TBD

Grant # TBD

Grant Period: From TBD
To TBD

If de-authorizing Grant Funding appropriations: (select one)

Reimbursement Request will be reduced ☐Funds will be returned ☐



This page has
been
intentionally left
blank.




**RESOLUTION AUTHORIZING THE CITY MANAGER TO ENTER INTO
INTERLOCAL AGREEMENT WITH THE CITY OF SOMERSWORTH REGARDING
A JUSTICE ASSISTANCE GRANT (JAG)**

BE IT RESOLVED BY THE MAYOR AND CITY COUNCIL OF THE CITY OF ROCHESTER, AS FOLLOWS:

That the Mayor and City Council of the City of Rochester, by adoption of this Resolution, authorize the City Manager to enter into an interlocal agreement with the City of Somersworth, New Hampshire to apply for a Justice Assistance Grant (JAG). The City of Rochester's portion of the total JAG award will be Twenty Thousand Two Hundred Sixty Four Dollars (\$20,264.00) to be used towards the upgrade of cruiser in-car video recording systems. The City of Somersworth will act as fiscal agent in exchange for Five Percent (5%) of Rochester's portion of the JAG award.

CC FY 15 06-16 AB



This page has
been
intentionally left
blank.





6/11/15

City of Rochester Formal Council Meeting

AGENDA BILL

NOTE: Agenda Bills are due by 10 AM on the Monday the week before the City Council Meeting.

AGENDA SUBJECT

Seeking permission from Council to enter into an interlocal agreement with the City of Somersworth to apply for a Justice Assistance Grant .
Rochesters' share of the total JAG award totals \$20,264.00. These funds will be used towards the upgrade of the cruiser in car video systems.

COUNCIL ACTION ITEM ☒
INFORMATION ONLY ☐

FUNDING REQUIRED? YES ☐ NO ☒
* IF YES ATTACH A FUNDING RESOLUTION FORM

RESOLUTION REQUIRED? YES ☒ NO ☐

FUNDING RESOLUTION FORM? YES ☒ NO ☐

AGENDA DATE	Meeting held 6/16/15		
DEPT. HEAD SIGNATURE			
DATE SUBMITTED	6/11/15		
ATTACHMENTS	YES <input checked="" type="checkbox"/> NO <input type="checkbox"/>	* IF YES, ENTER THE TOTAL NUMBER OF PAGES ATTACHED	4

COMMITTEE SIGN-OFF

COMMITTEE	
CHAIR PERSON	

DEPARTMENT APPROVALS

DEPUTY CITY MANAGER	
CITY MANAGER	

FINANCE & BUDGET INFORMATION

FINANCE OFFICE APPROVAL	
SOURCE OF FUNDS	Federal
ACCOUNT NUMBER	TBD
AMOUNT	\$20,264.00
APPROPRIATION REQUIRED	YES <input checked="" type="checkbox"/> NO <input type="checkbox"/>

LEGAL AUTHORITY

Council action required.

SUMMARY STATEMENT

Seeking permission from Council to enter into an interlocal agreement with the City of Somersworth to apply for a Justice Assistance Grant . Rochesters' share of the total JAG award totals \$20,264.00. These funds will be used towards the upgrade of the cruiser in car video systems. Somersworth will act as the fiscal agent for the grant in exchange for 5% of Rochesters' grant received funds.

RECOMMENDED ACTION

AGENDA BILL - FUNDING RESOLUTION

EXHIBIT

Project Name: Justice Assistance Grant interlocal agreement with the City of Somersworth.

Date: 6/11/15

Fiscal Year: FY16

Fund (select):

GF ☐Water ☐Sewer ☐Arena ☐CIP ☐Water CIP ☐Sewer CIP ☐Arena CIP ☐Special Revenue ☒Fund Type: Lapsing ☒Non-Lapsing ☐

Deauthorization

	Org #	Object #	Project #	Fed Amount \$	State Amount \$	Local Amount \$
1	NEW			-	-	-
2				-	-	-
3				-	-	-
4				-	-	-

Appropriation

	Org #	Object #	Project #	Fed Amount \$	State Amount \$	Local Amount \$
1	TBD	TBD	TBD	\$20,264.00 -	-	-
2				-	-	-
3				-	-	-
4				-	-	-

Revenue

	Org #	Object #	Project #	Fed Amount \$	State Amount \$	Local Amount \$
1	TBD	TBD	TBD	\$20,264.00 -	-	-
2				-	-	-
3				-	-	-
4				-	-	-

DUNS # TBD


CFDA # TBD

Grant # TBD

Grant Period: From TBD
To TBD

If de-authorizing Grant Funding appropriations: (select one)

Reimbursement Request will be reduced ☐Funds will be returned ☐



This page has
been
intentionally left
blank.

